



LIPSA 22 Match

21 Jump Street

Special Thanks:

RULES: Practical Shooting Handbook, Latest Edition Course Designer: **Michael Linsalata**

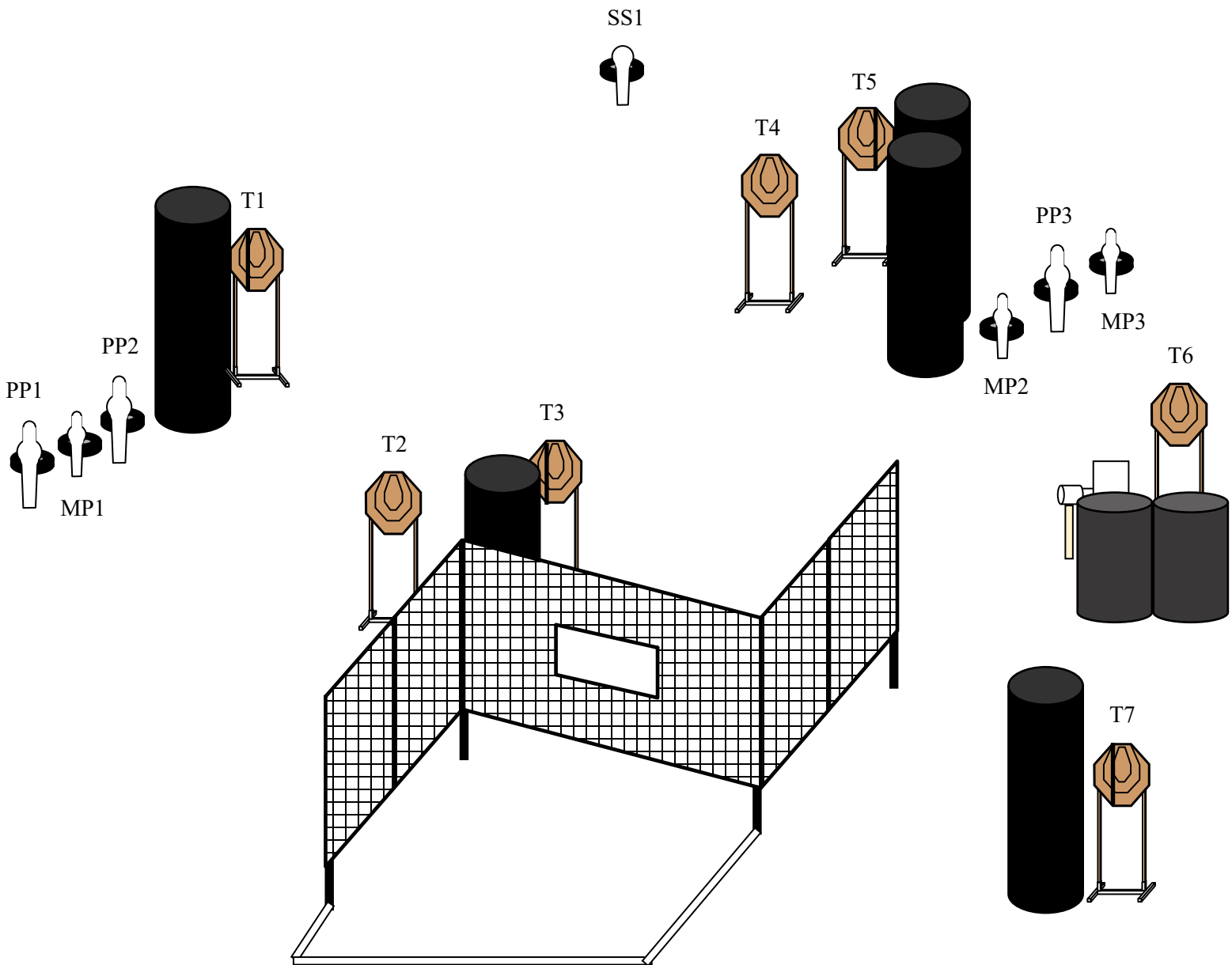
START POSITION: Standing anywhere in shooting Area, gun loaded. Safety on. Held at Low Ready.

STAGE PROCEDURE

At signal, engage all targets and steel as they become visible from within the shooting area.

SCORING

SCORING: Comstock, 21 rounds, 105 points
TARGETS: 7 IPSC, 7 steel
SCORED HITS: Best 2 per IPSC, hit on steel (Static)
START-STOP: Audible-Last Shot



Stage 1



LIPSA 22 Match Buffalo Bites

Special Thanks: Drew Coleman

RULES: Practical Shooting Handbook, Latest Edition **Course Designer: Michael Linsalata**

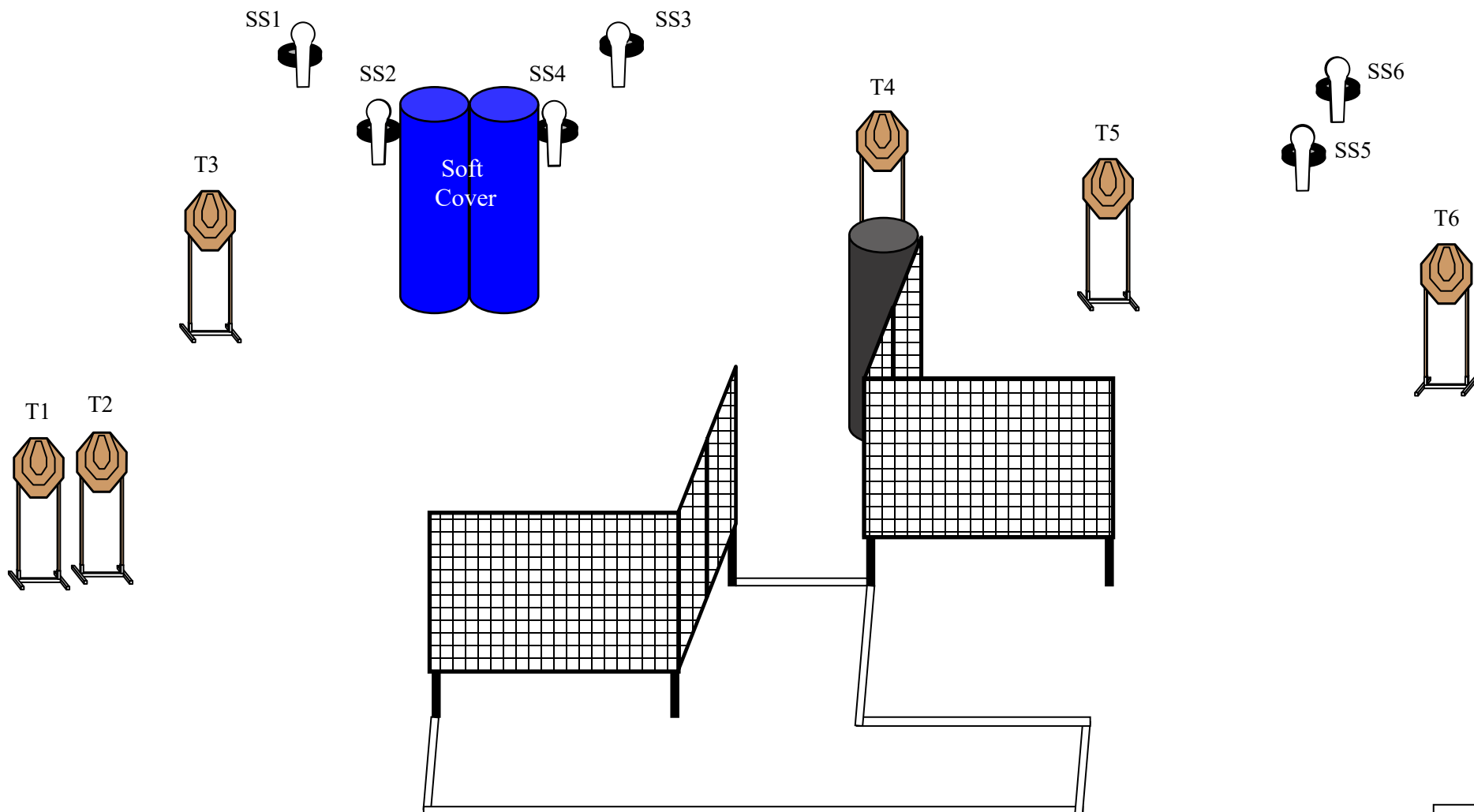
START POSITION: Standing anywhere in shooting area, gun loaded. Safety on. Held at Low Ready.

STAGE PROCEDURE

At signal, engage all targets and steel as they become visible from within the shooting area. **All targets get 3 rounds each**

SCORING

SCORING: Comstock, 24 rounds, 120 points
TARGETS: 6 IPSC, 6 steel
SCORED HITS: Best 3 per IPSC, hit on steel (Static)
START-STOP: Audible-Last Shot



Stage 2



LIPSA 22 Match

Fight or Flight

Special Thanks:

RULES: Practical Shooting Handbook, Latest Edition **Course Designer: Sal Amato**

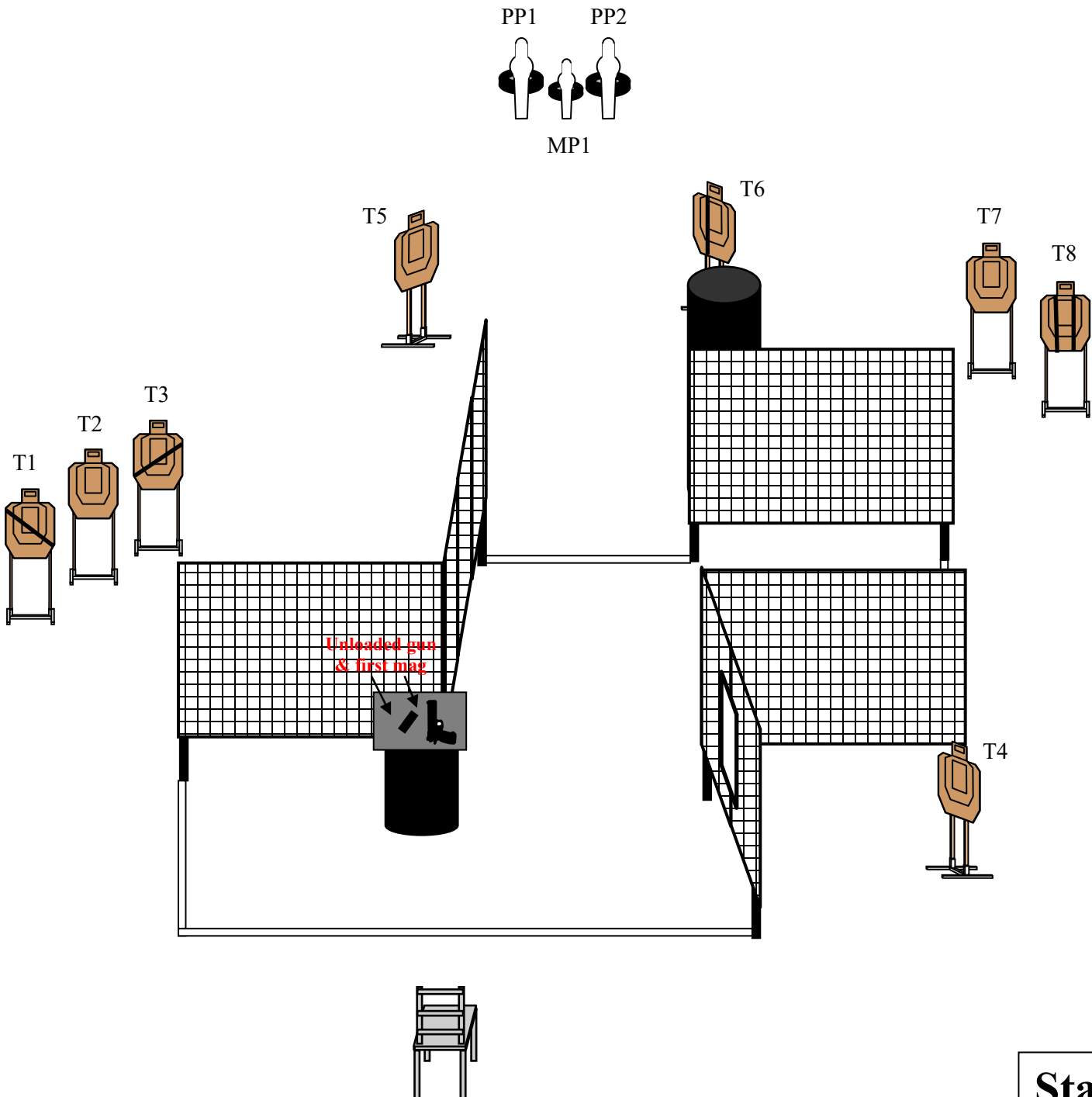
START POSITION: Sitting in chair with both hands on knees. Unloaded gun and first mag on table.

STAGE PROCEDURE

At signal, pick up and load gun with mag from table. Then engage all targets and steel as they become visible from within the shooting area. **All targets get 3 rounds each.**

SCORING

SCORING: Comstock, 27 rounds, 135 points
TARGETS: 8 USPSA, 3 steel
SCORED HITS: Best 3 per USPSA, hit on steel (Static)
START-STOP: Audible-Last Shot



Stage 3



LIPSA 22 Match

Sal-vation

Special Thanks:

RULES: Practical Shooting Handbook, Latest Edition Course Designer: **Sal Amato**

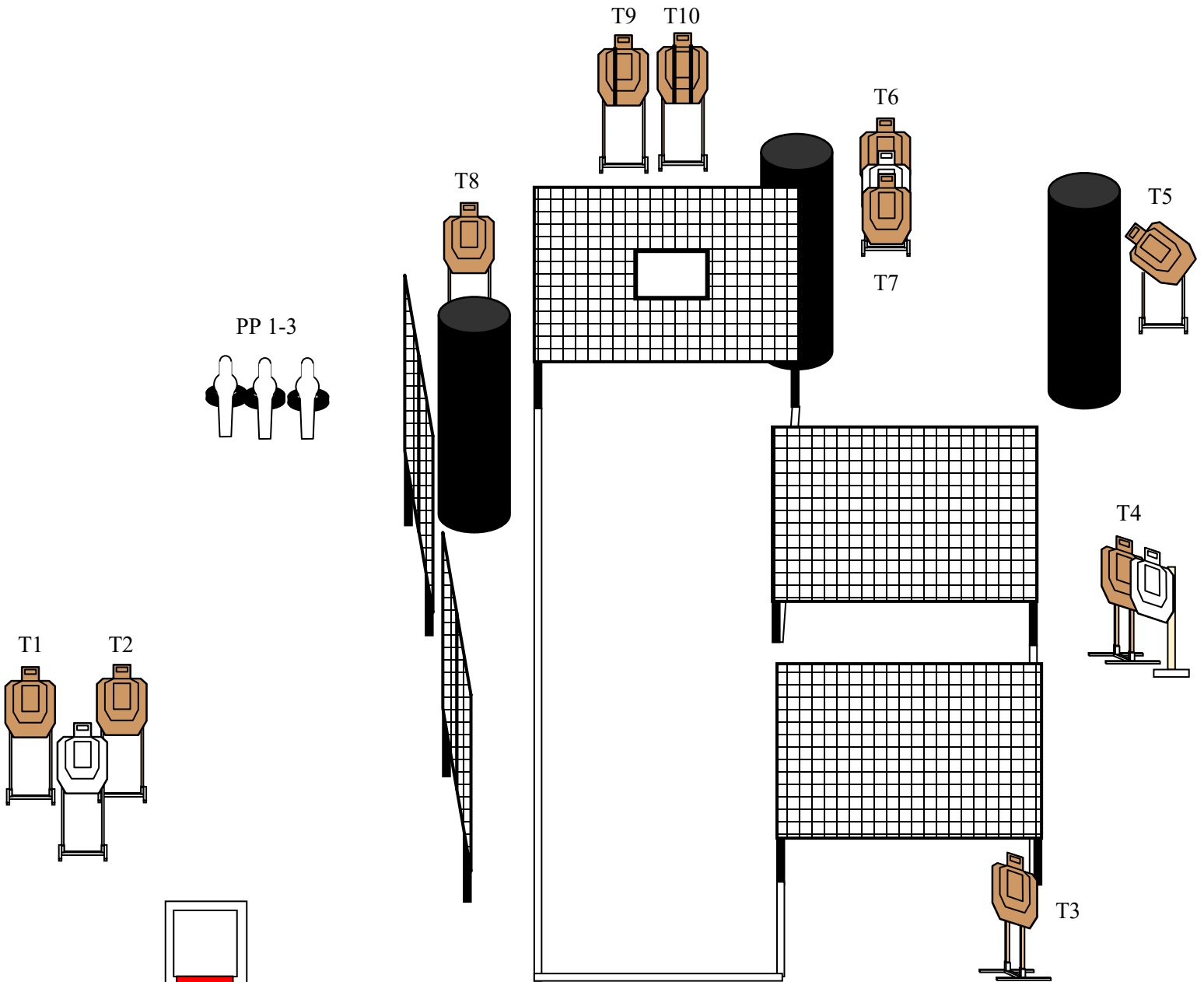
START POSITION: Standing with heels touching **RED** mark. Gun loaded. Safety on. Held at Low Ready.

STAGE PROCEDURE

At signal, engage all targets and steel as they become visible from within the two shooting areas.

SCORING

SCORING: Comstock, 23 rounds, 115 points
TARGETS: 10 USPSA, 3 steel
SCORED HITS: Best 2 per USPSA, hit on steel (Static)
START-STOP: Audible-Last Shot



Stage 4



LIPSA 22 Match Driscoll's Rack of Pain

Special Thanks:

RULES: Practical Shooting Handbook, Latest Edition Course Designer: **Kevin Driscoll**

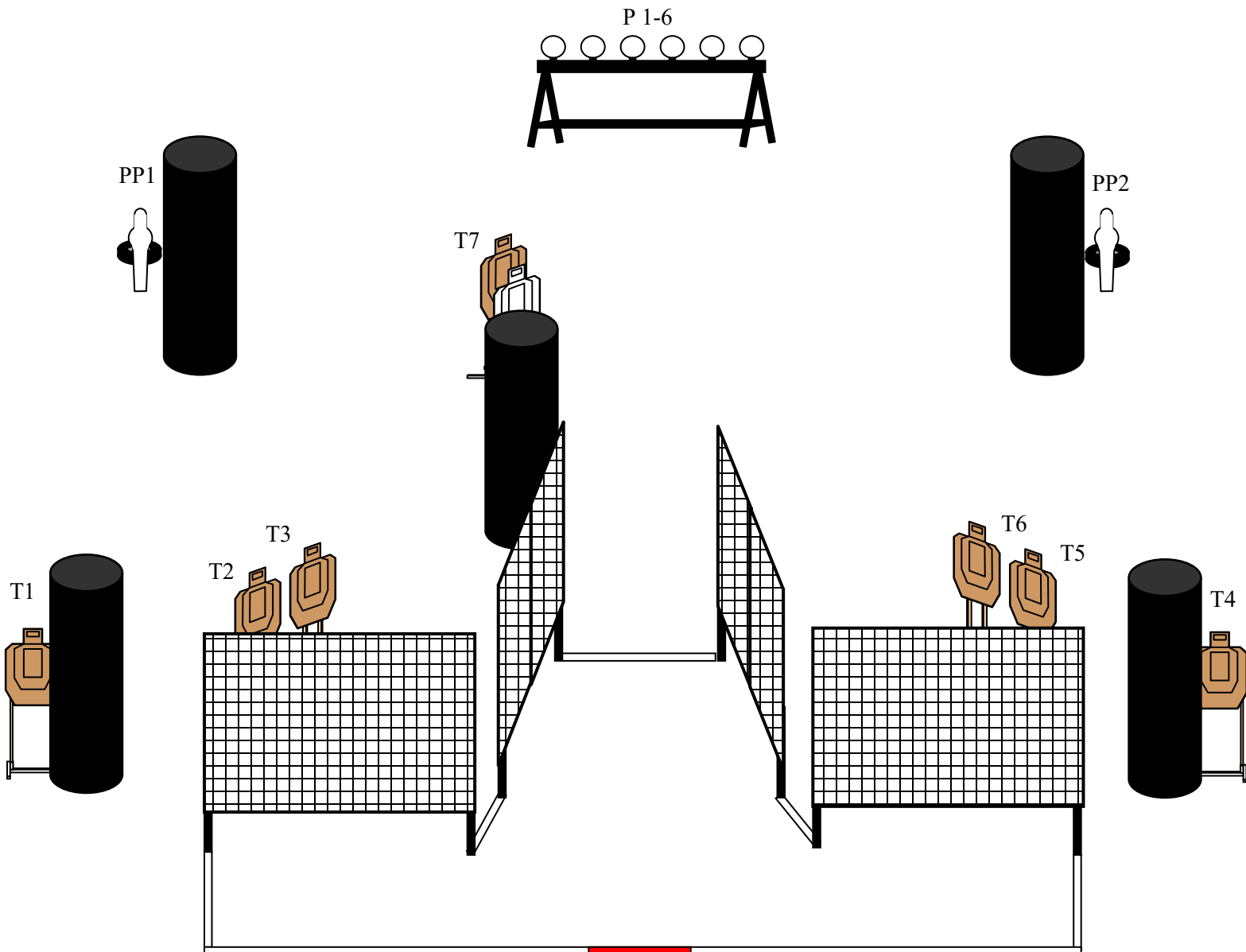
START POSITION: Standing with heels touching **RED** mark. Gun loaded. Safety on. Held at Low Ready.

STAGE PROCEDURE

At signal, engage all targets and steel as they become visible from within the shooting area.

SCORING

SCORING: Comstock, 22 rounds, 110 points
TARGETS: 7 USPSA, 8 steel
SCORED HITS: Best 2 per USPSA, hit on steel (Static)
START-STOP: Audible-Last Shot



Stage 5



LIPSA 22 Match

The Condrick Collective

Special Thanks: Kevin Condrick, Staten Island Championship

RULES: Practical Shooting Handbook, Latest Edition Course Designer: **Michael Linsalata**


START POSITION: Standing with toes touching **RED** mark. Gun loaded. Safety on. Held at Low Ready.

STAGE PROCEDURE

At signal, engage all targets as they become visible from within the two shooting areas.

SCORING

SCORING: Comstock, 20 rounds, 100 points
TARGETS: 10 IPSC
SCORED HITS: Best 2 per IPSC
START-STOP: Audible-Last Shot



Stage 6