



# LIPSA 22 Match

# Turtlely Crazy

Special Thanks:

RULES: Practical Shooting Handbook, Latest Edition Course Designer: **Michael Linsalata**

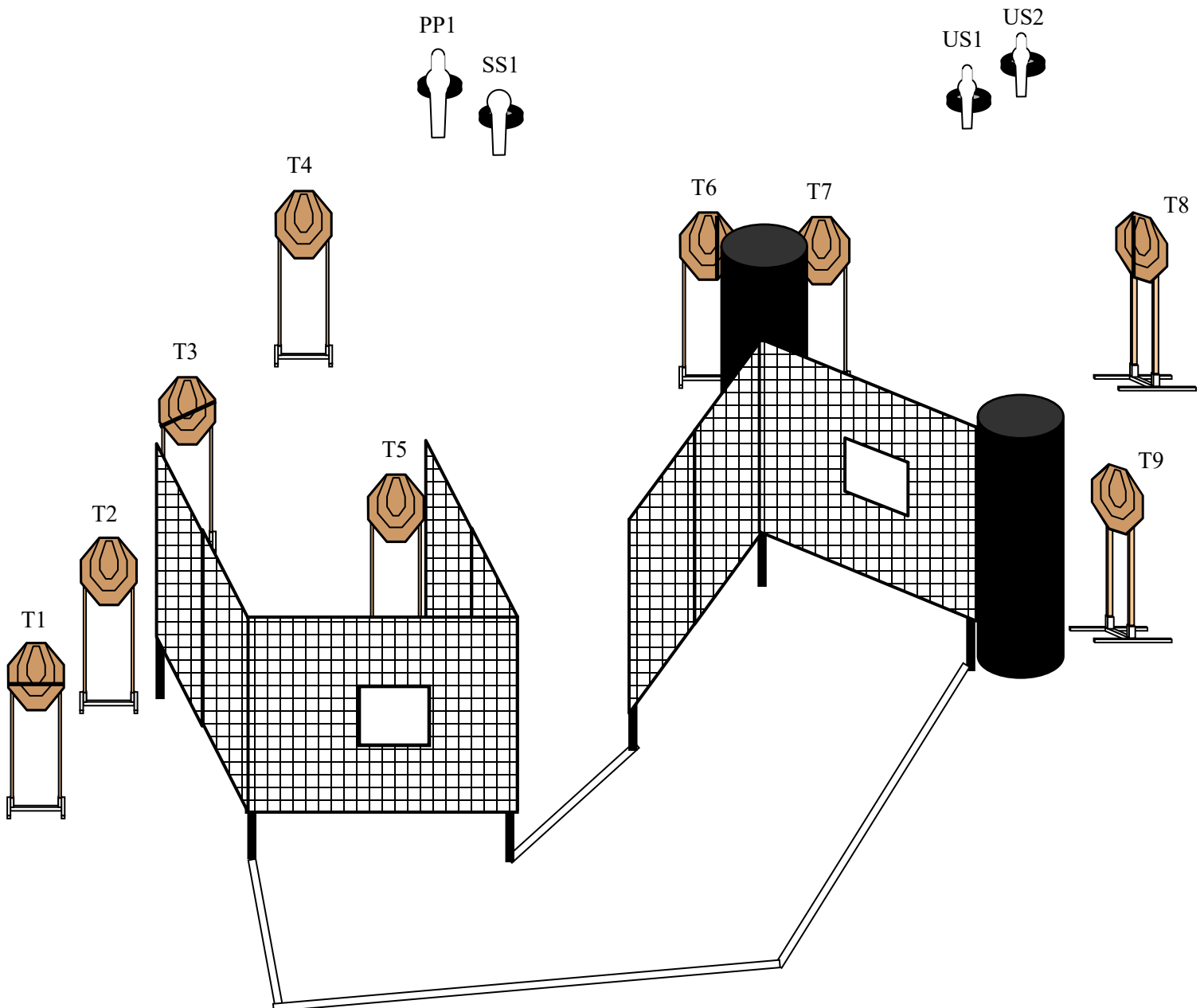
**START POSITION:** Standing anywhere in shooting Area. Gun loaded. Safety on. Held at Low Ready

### STAGE PROCEDURE

At signal, engage all targets and steel as they become visible from within the shooting area.

### SCORING

**SCORING:** Comstock, 22 rounds, 110 points  
**TARGETS:** 9 IPSC, 4 steel  
**SCORED HITS:** Best 2 per IPSC, hit on steel (Static)  
**START-STOP:** Audible-Last Shot



**Stage 1**  
**(Pit 4)**



# LIPSA 22 Match **Take Em Down**

Special Thanks:

RULES: Practical Shooting Handbook, Latest Edition Course Designer: **Michael Linsalata**

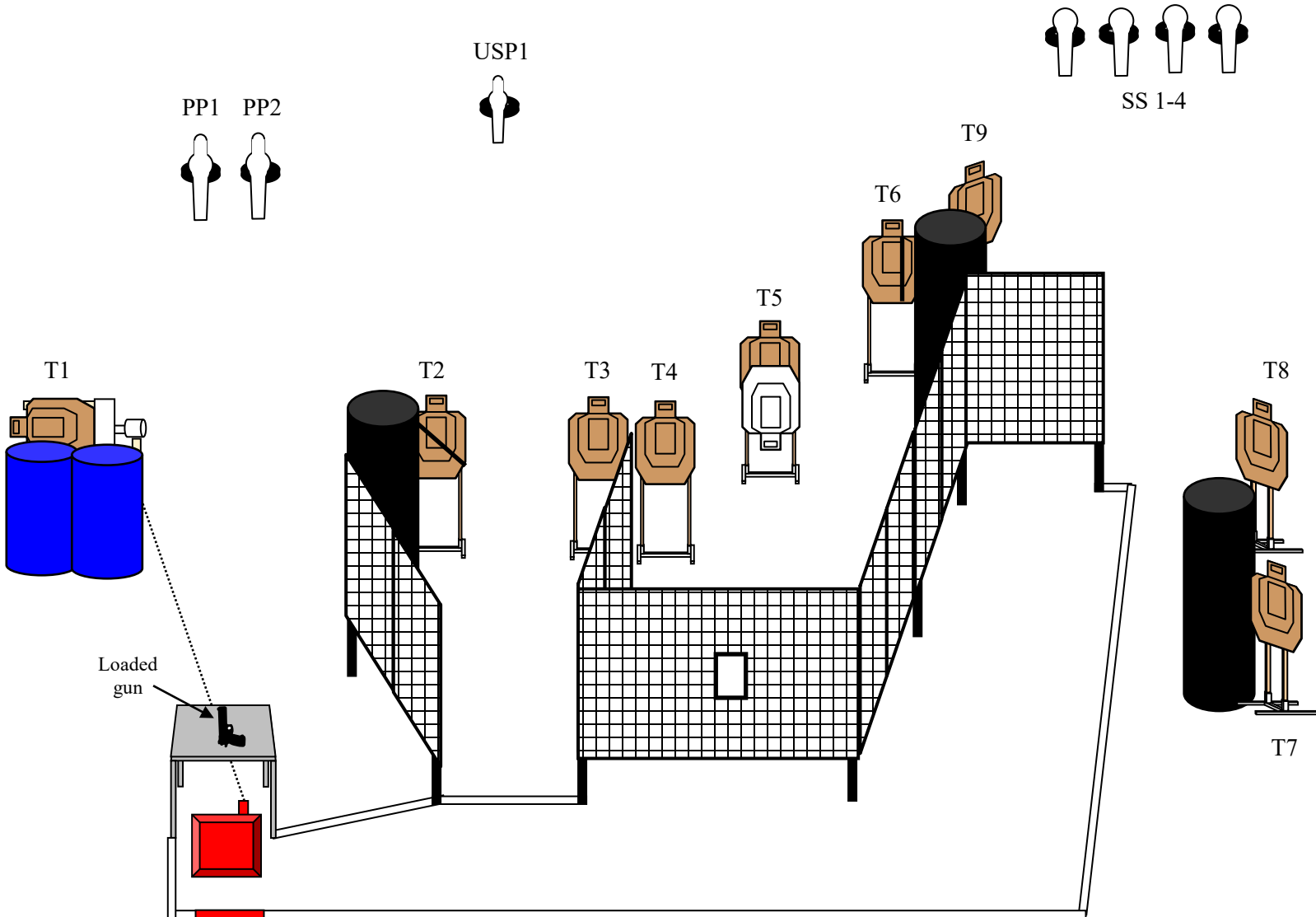
**START POSITION:** Standing with toes touching **RED mark**. Wrists above shoulder. Loaded gun on table.

### STAGE PROCEDURE

At signal, retrieve loaded gun from table, then engage all targets and steel as they become visible from within the fault lines. Stepping on pressure plate activates **T1**, (Swinging target). **T1 must be activated before being engaged. Pressure plate IS part of the shooting area.**

### SCORING

**SCORING:** Comstock, 23 rounds, 115 points  
**TARGETS:** 8 USPSA, 7 steel  
**SCORED HITS:** Best 2 per USPSA, hit on steel (Static)  
**START-STOP:** Audible-Last Shot



**Stage 2**  
**(Pit 5)**



# LIPSA 22 Match

# Dog Days Of Summer

Special Thanks:

RULES: Practical Shooting Handbook, Latest Edition Course Designer: **Michael Linsalata**

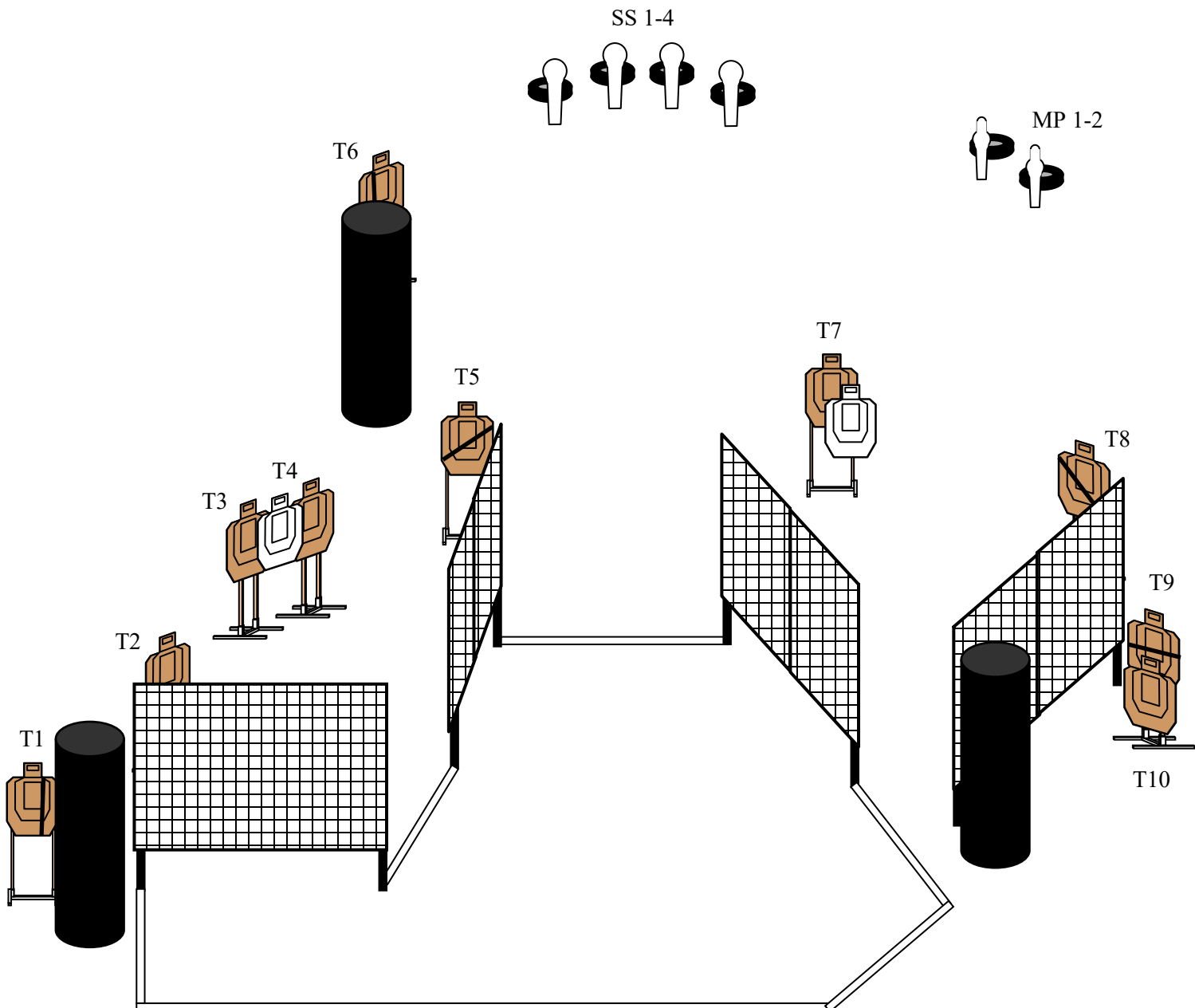
**START POSITION:** Standing anywhere in shooting Area. Gun loaded. Safety on. Held at Low Ready.

### STAGE PROCEDURE

At signal, engage all targets and steel as they become visible from within the shooting area.

### SCORING

**SCORING:** Comstock, 26 rounds, 130 points  
**TARGETS:** 10 USPSA, 6 steel  
**SCORED HITS:** Best 2 per USPSA, hit on steel (Static)  
**START-STOP:** Audible-Last Shot



**Stage 3**  
(Pit 6)



# LIPSA 22 Match

# Aly-Oop

Special Thanks: @aly.openshooter

RULES: Practical Shooting Handbook, Latest Edition Course Designer: **Michael Linsalata**

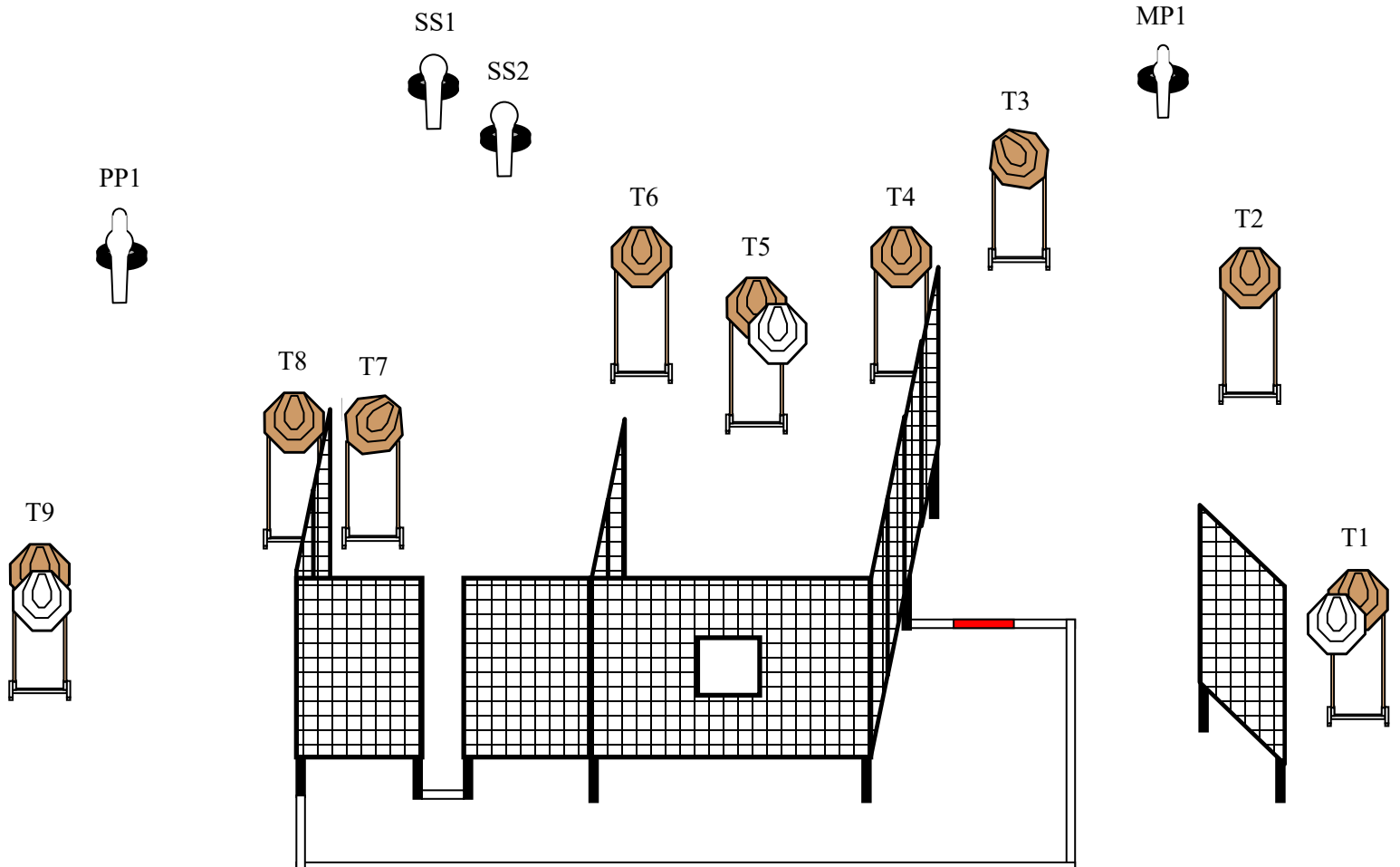
**START POSITION:** Standing with toes touching **RED** mark. Gun loaded. Safety on. Held at Low Ready.

### STAGE PROCEDURE

At signal, engage all targets and steel as they become visible from within the shooting area.

### SCORING

**SCORING:** Comstock, 22 rounds, 110 points  
**TARGETS:** 9 IPSC, 4 steel  
**SCORED HITS:** Best 2 per IPSC, hit on steel (Static)  
**START-STOP:** Audible-Last Shot



**Stage 4**  
(Pit 7)



## LIPSA 22 Match

# Sandy Turtles

Special Thanks:

**RULES:** Practical Shooting Handbook, Latest Edition **Course Designer: Michael Linsalata**

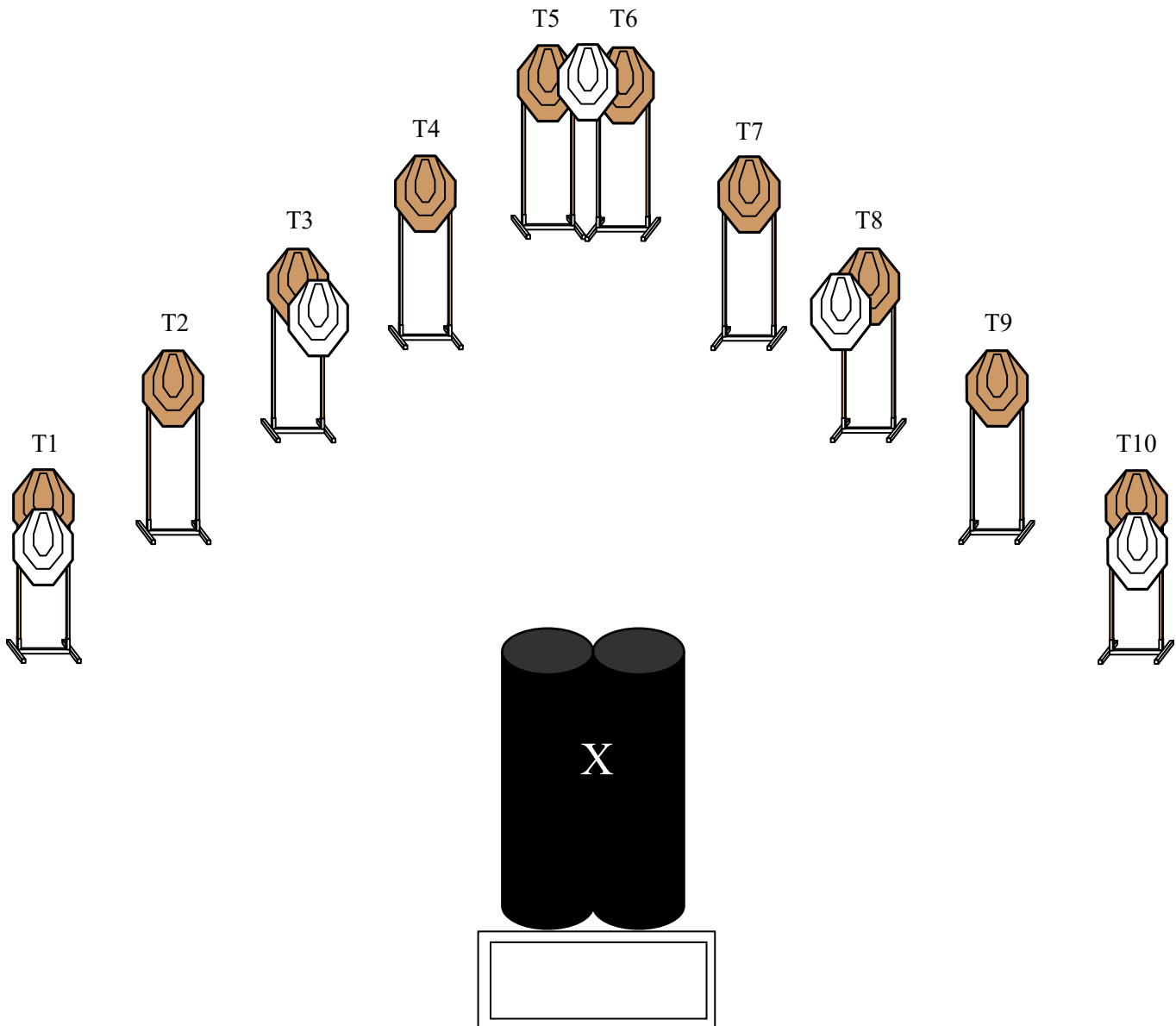
**START POSITION:** Standing in Box A in front of Mark on Barrel. Gun is loaded. Safety on. Held at Low Ready.

### STAGE PROCEDURE

At signal, engage all targets as they become visible from within the shooting area.

### SCORING

**SCORING:** Comstock, 20 rounds, 100 points  
**TARGETS:** 10 IPSC  
**SCORED HITS:** Best 2 per IPSC  
**START-STOP:** Audible-Last Shot



**Stage 5**  
(Pit 9)



# LIPSA 22 Match

# The Last Dance

Special Thanks:

RULES: Practical Shooting Handbook, Latest Edition Course Designer: **Michael Linsalata**

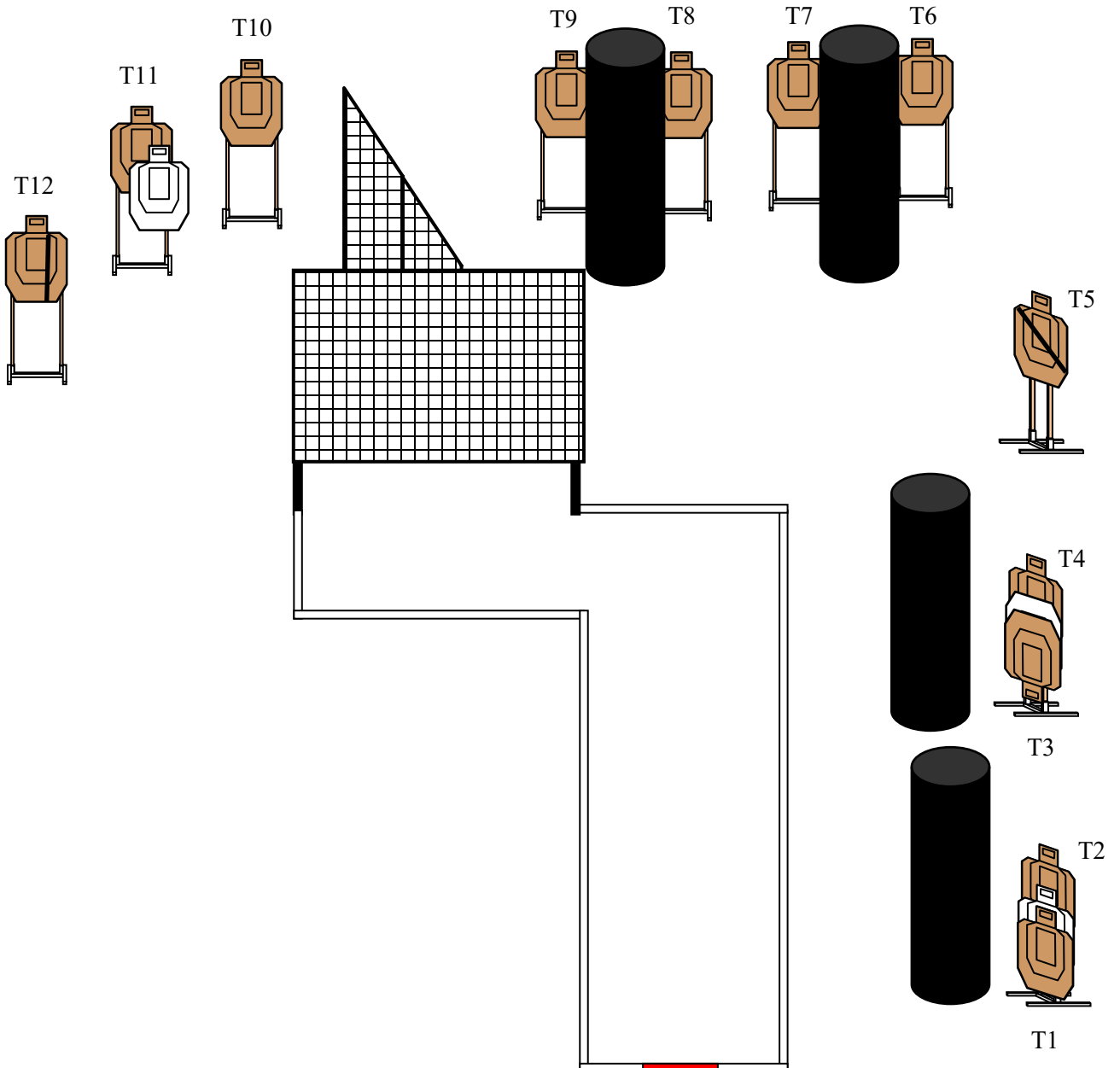
**START POSITION:** Standing with heels touching **RED** mark. Gun loaded. Safety on. Held at Low Ready.

### STAGE PROCEDURE

At signal, engage all targets as they become visible from within the shooting area.

### SCORING

**SCORING:** Comstock, 24 rounds, 120 points  
**TARGETS:** 12 USPSA  
**SCORED HITS:** Best 2 per USPSA  
**START-STOP:** Audible-Last Shot



**Stage 6**  
**(Pit 10)**