

2022 Long Island Championship

Stage 1 (Pit 1)- Double The Fun.....	30 rounds
Stage 2 (Pit 2)- Straight 8	8 rounds
Stage 3 (Pit 2)- Ten The Hard Way	10 rounds
Stage 4 (Pit 3)- Montauk Madness.....	24 rounds
Stage 5 (Pit 4)- Gordon's Gauntlet.....	32 rounds
Stage 6 (Pit 5)- Crisis.....	18 rounds
Stage 7 (Pit 6)- Talladega Nights.....	23 rounds
Stage 8 (Pit 7) – Free & Strong.....	16 rounds
Stage 9 (Pit 7) – Let's Go Brandon	8 rounds
Stage 10 (Pit 8)- Three Ring Circus	20 rounds
Stage 11 (Pit 9)- The Chrono.....	3 rounds
Stage 12 (Pit 10)- Rob's Bobber.....	26 rounds
Stage 13 (Pit 11)- Bobbing 4 Turtles.....	19 rounds
Total-	237 rounds

2022
Long Island
Championship

LIPSA

Double The Fun

RULES: Practical Shooting Handbook, Latest Edition **Course Designer:** Michael Linsalata

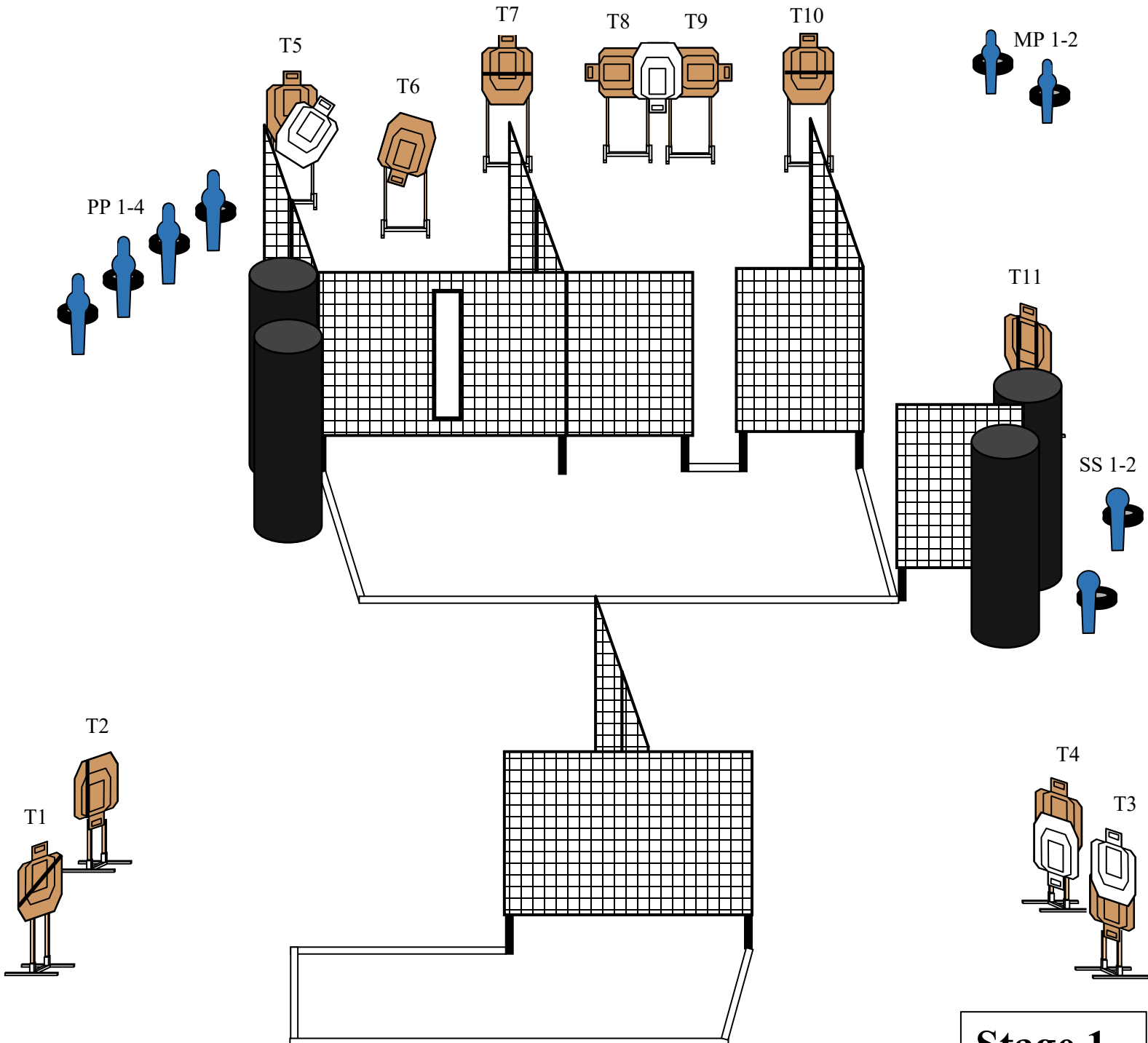
START POSITION: Standing anywhere in rear shooting area, wrists below belt. Gun loaded and holstered. PCC start is gun loaded, safety on. Pointing down range. Butt of gun touching belt.

STAGE PROCEDURE

At signal, engage all targets and steel as they become visible from within the 2 shooting areas.

SCORING

SCORING: Comstock, 30 rounds, 150 points
TARGETS: 11 USPSA, 8 steel
SCORED HITS: Best 2 per USPSA, Steel Down = 1A
START-STOP: Audible-Last Shot



Stage 1
(Pit 1)



2022 Long Island Championship

LIPSA Straight 8


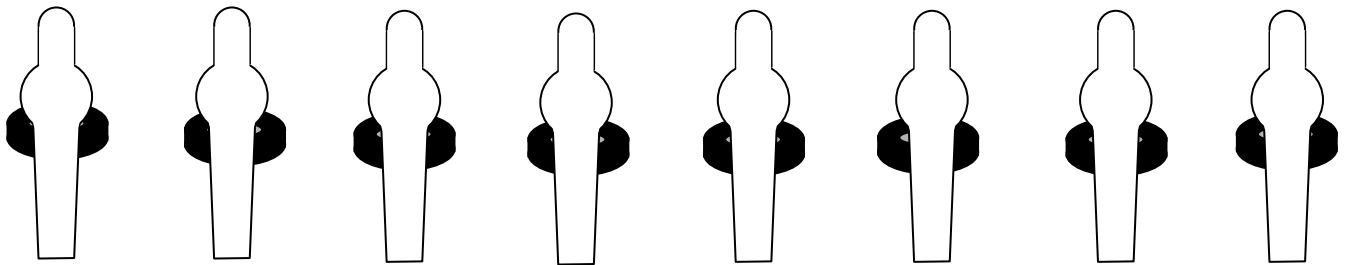
RULES: Practical Shooting Handbook, Latest Edition **Course Designer: Michael Linsalata**

START POSITION: Standing anywhere in shooting area, wrists below belt. Gun loaded and holstered.
PCC start is gun loaded, safety on. Pointing down range. Butt of gun touching belt.

STAGE PROCEDURE
At signal, engage all steel as they become visible from the shooting area. **All barrels on this stage are soft cover.**

SCORING
SCORING: Comstock, 8 rounds, 40 points
TARGETS: 8 steel
SCORED HITS: Steel Down = 1A
START-STOP: Audible-Last Shot

PP 1-8



Stage 2
(Pit 2)



2022 Long Island Championship

LIPSA

10 The Hard Way

RULES: Practical Shooting Handbook, Latest Edition **Course Designer: Michael Linsalata**

START POSITION: Standing with toes touching **RED** mark, wrists below belt. Loaded gun on table.
PCC has same start position.

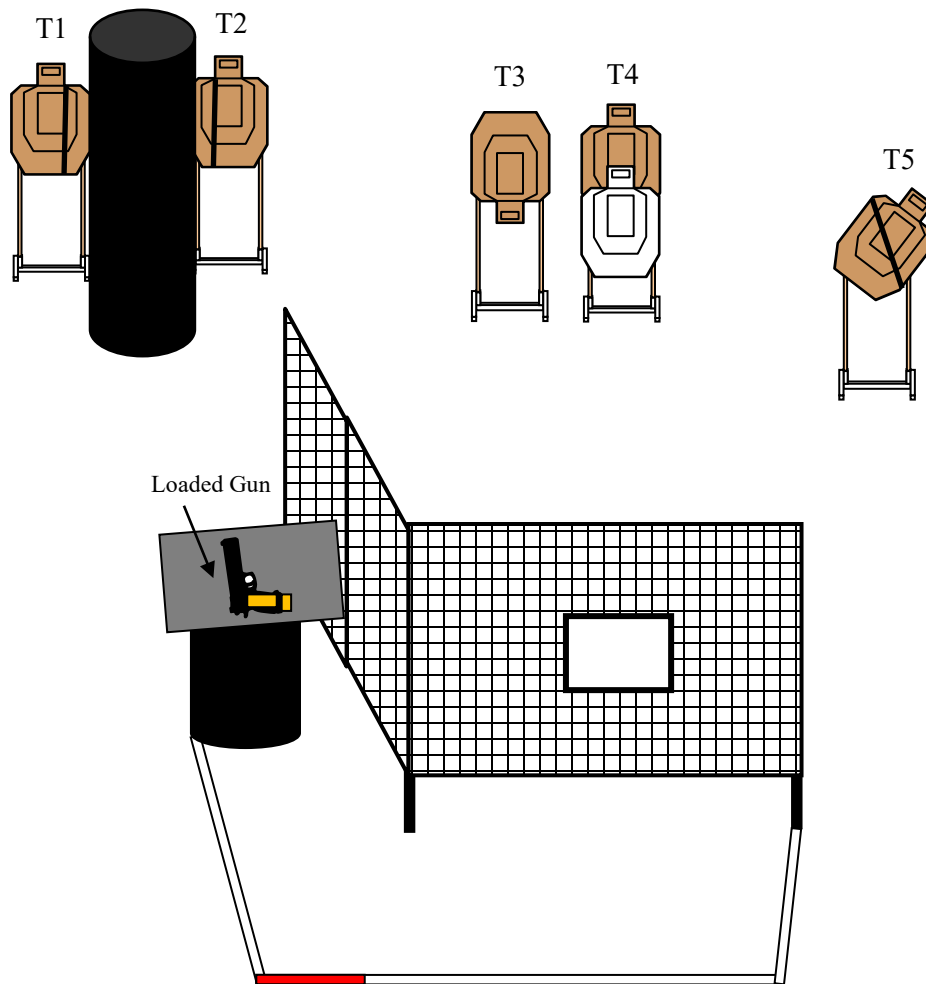
STAGE PROCEDURE

At signal, pick up loaded gun from table. Then engage all targets as they become visible from within the shooting area.

Special Thanks: Sal Amato

SCORING

SCORING: Comstock, 10 rounds, 50 points
TARGETS: 5 USPSA
SCORED HITS: Best 2 per USPSA
START-STOP: Audible-Last Shot



Stage 3
(Pit 2)



2022 Long Island Championship

LIPSA

Montauk Madness

Special Thanks:

RULES: Practical Shooting Handbook, Latest Edition **Course Designer: Rick Esposito**

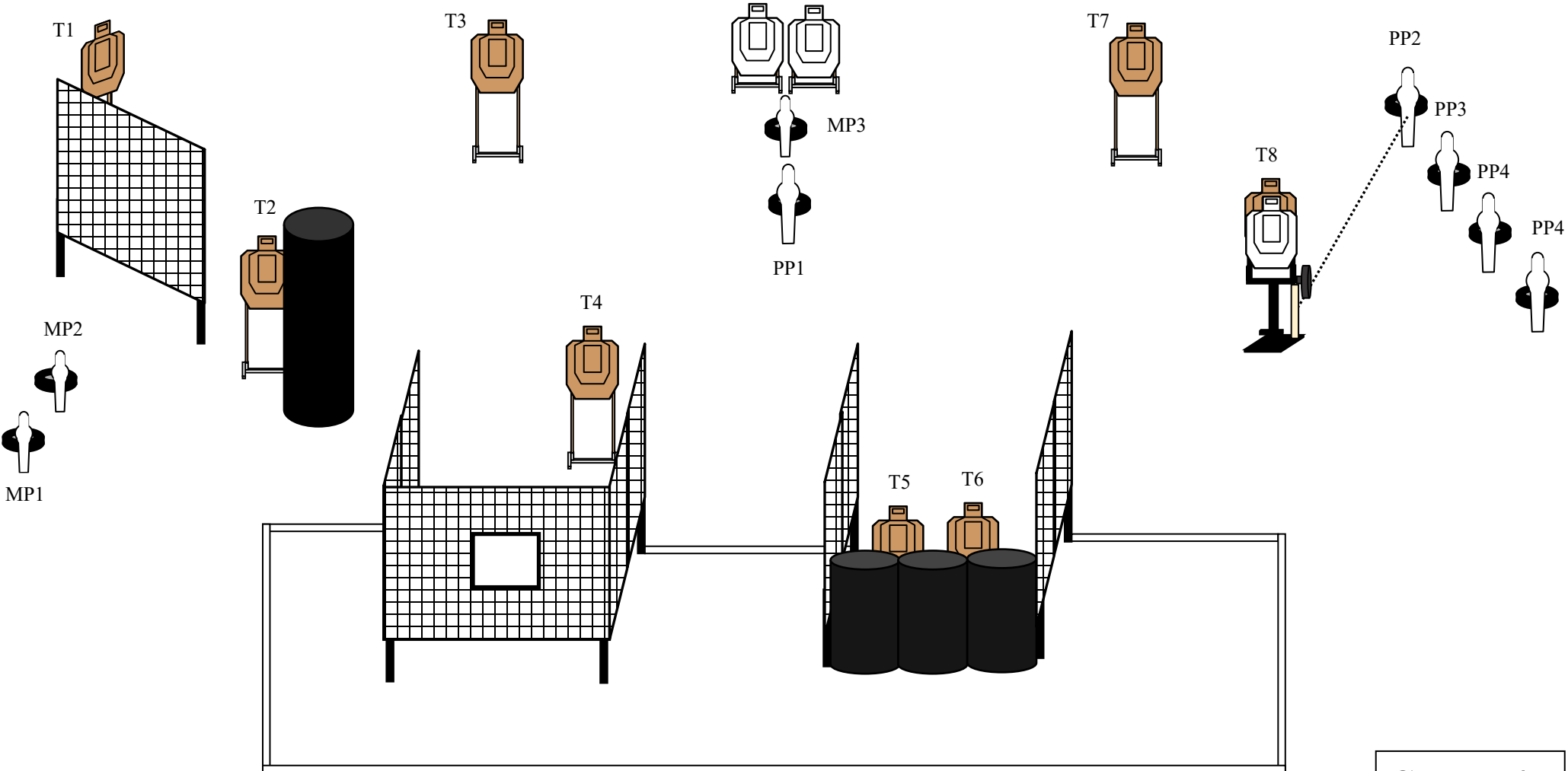
START POSITION: Standing anywhere in shooting area, wrists below belt. Gun loaded and holstered. PCC start is gun loaded. Safety on. Muzzle pointed down range. Butt of gun touching belt.

STAGE PROCEDURE

At signal, engage all targets and steel as they become visible from within the shooting area. **PP2 activates no shoot in front of T8. It must be activated before engaging T8.**

SCORING

SCORING: Comstock, 24 rounds, 120 points
TARGETS: 8 USPSA, 8 steel
SCORED HITS: Best 2 per USPSA, Steel Down = 1A
START-STOP: Audible-Last Shot



**Stage 4
(Pit 3)**



2022 Long Island Championship

LIPSA

Gordon's Gauntlet

RULES: Practical Shooting Handbook, Latest Edition **Course Designer: Michael Linsalata**

START POSITION: Standing anywhere in shooting area. Wrists above shoulders. Gun loaded and holstered.
PCC start is gun loaded. Safety on. Held in strong hand with butt on belt. Weak wrist above shoulder.

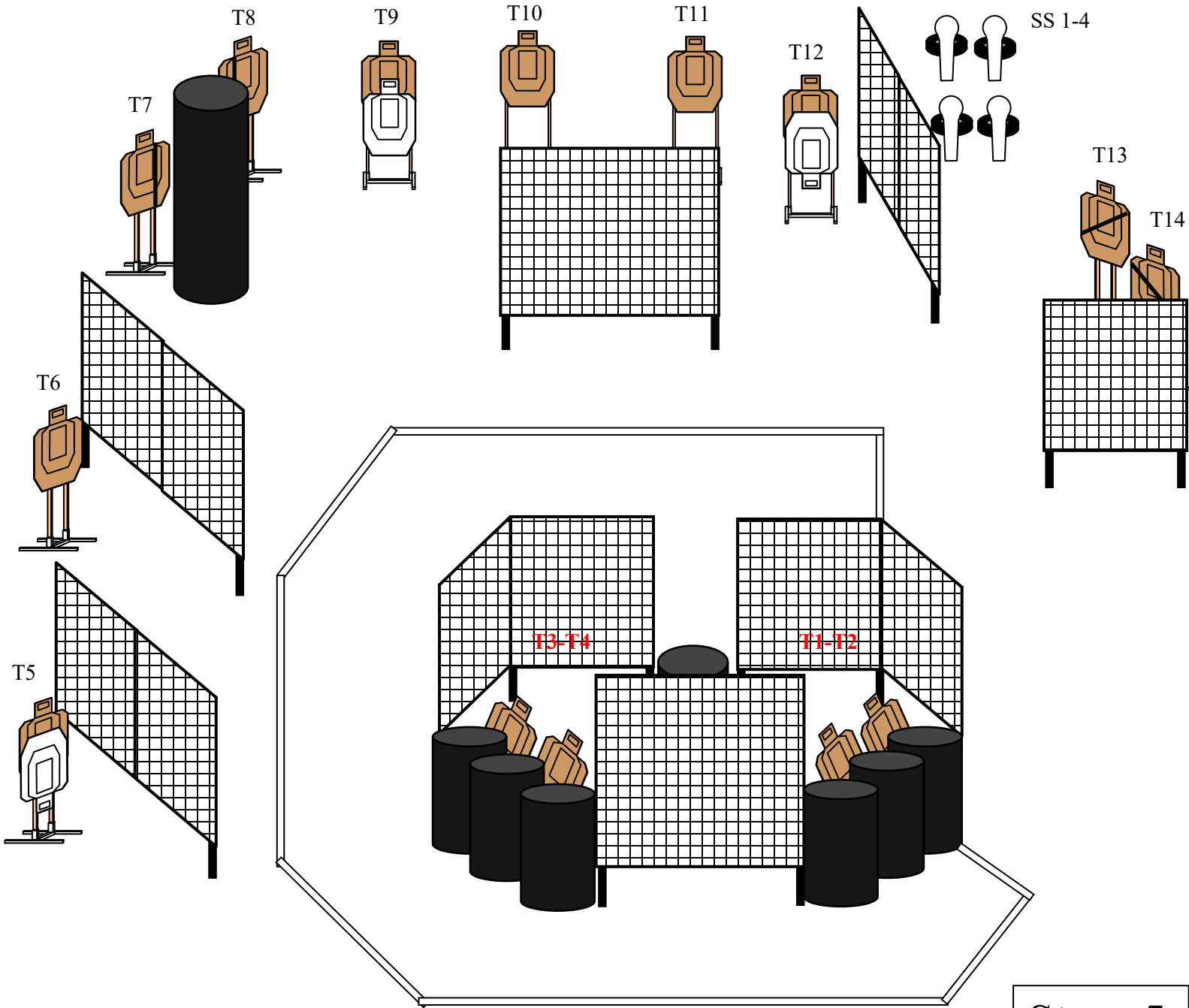
STAGE PROCEDURE

At signal, engage all targets and steel as they become visible from within the shooting area.

Special Thanks: Adam Gordon

SCORING

SCORING: Comstock, 32 rounds, 160 points
TARGETS: 14 USPSA, 4 steel
SCORED HITS: Best 2 per USPSA, Steel Down = 1A
START-STOP: Audible-Last Shot



Stage 5
(Pit 4)

2022 Long Island Championship



LIPSA

Crisis

RULES: Practical Shooting Handbook, Latest Edition **Course Designer: Michael Linsalata**

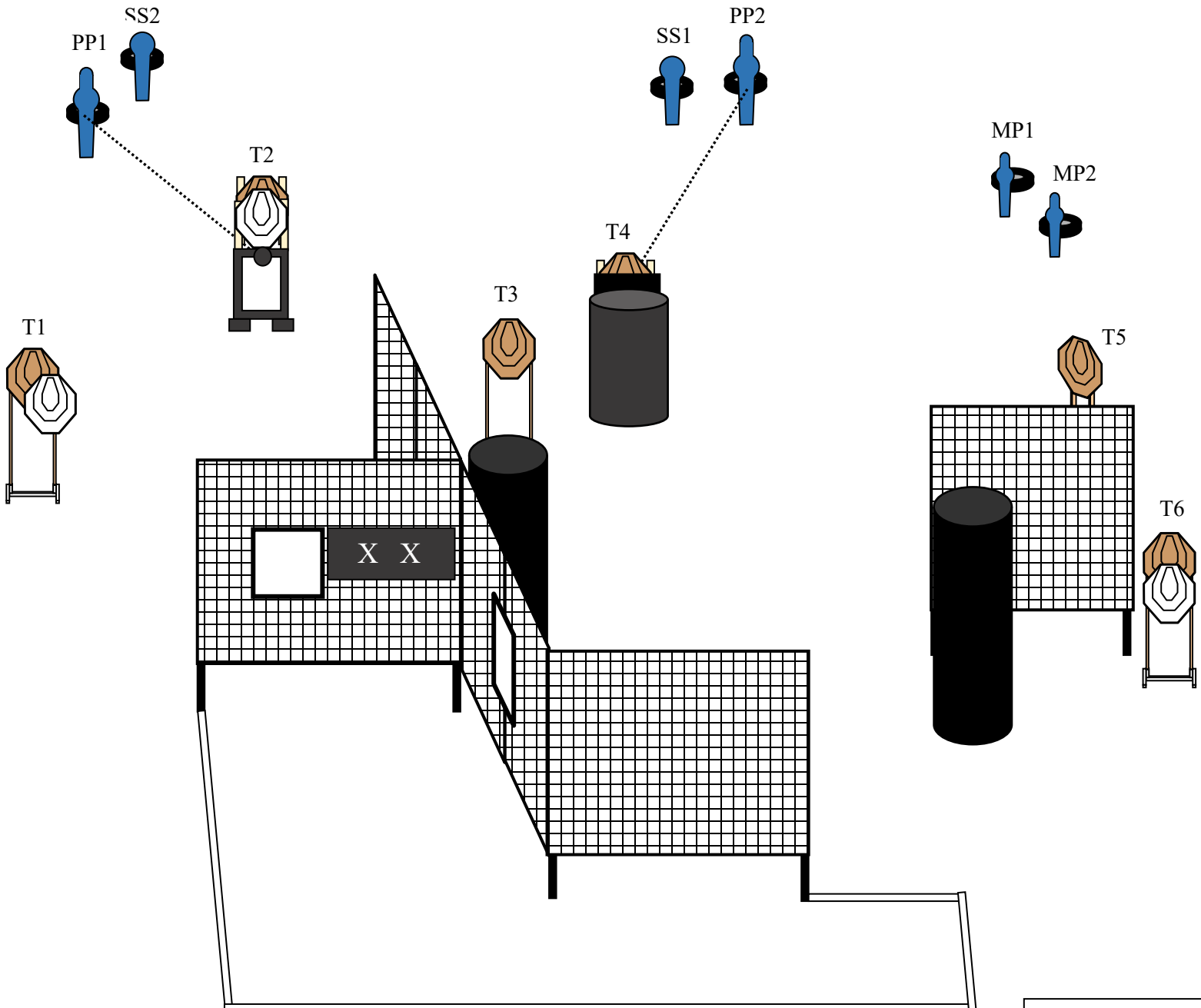
START POSITION: Standing with hands flat on X's. Gun loaded and holstered. PCC start is gun loaded, safety on. Held in strong hand. Weak hand flat on X.

STAGE PROCEDURE

At signal, engage all targets and steel as they become visible from within the shooting area. **PP1 activates no shoot in front of T2 (Max Trap).** **PP2 activates T4 (Bobber).** Both must be activated before engaging.

SCORING

SCORING: Comstock, 18 rounds, 90 points
TARGETS: 6 IPSC, 6 steel
SCORED HITS: Best 2 per IPSC, Steel Down = 1A
START-STOP: Audible-Last Shot



**Stage 6
(Pit 5)**



2022 Long Island Championship

LIPSA

Talladega Nights

RULES: Practical Shooting Handbook, Latest Edition **Course Designer: Michael Linsalata**

START POSITION: Standing anywhere in shooting Area, wrists below belt. Gun loaded and holstered.
PCC start is gun loaded, safety on. Pointing down range. Butt of gun touching belt.

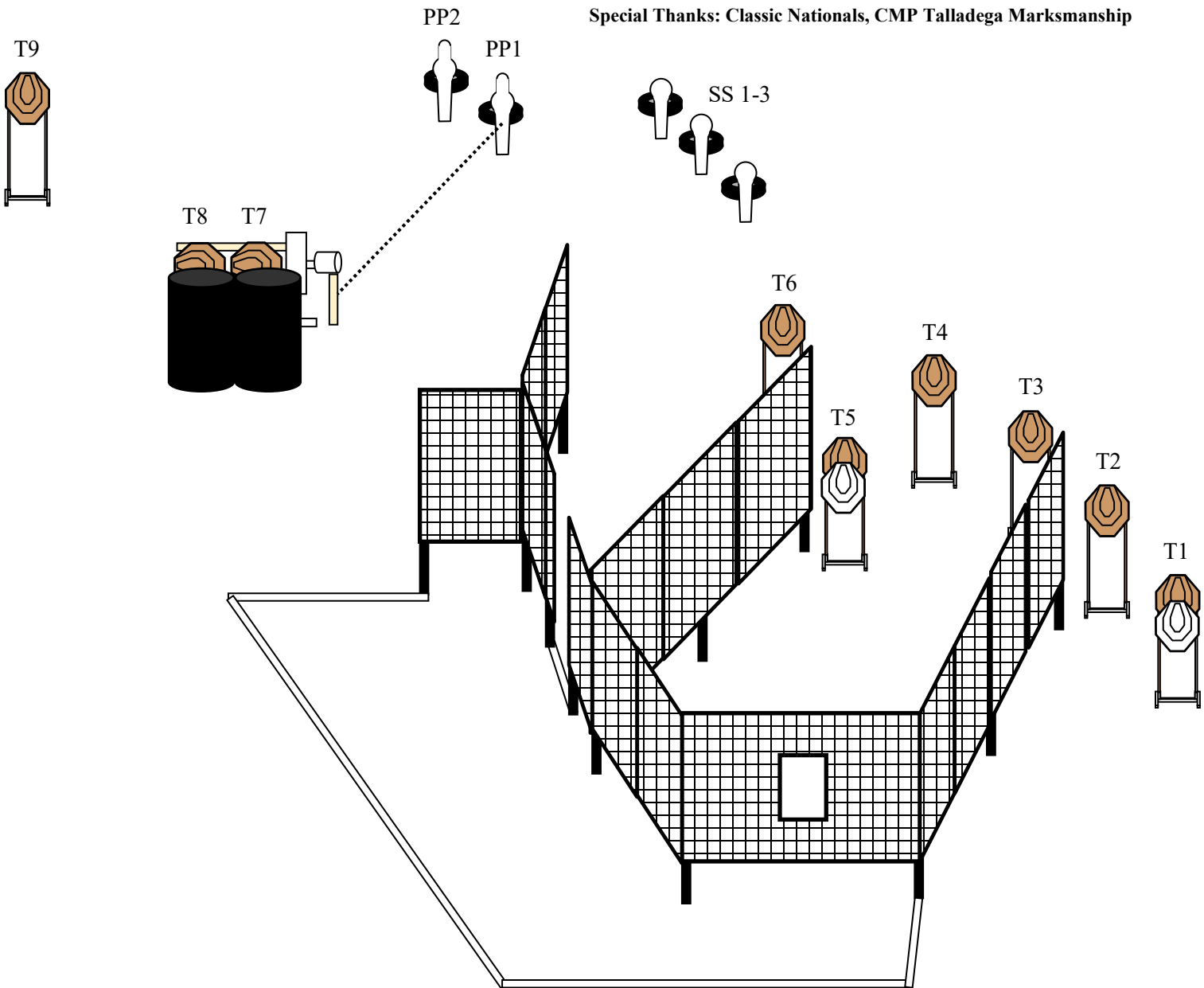
STAGE PROCEDURE

At signal, engage all targets and steel as they become visible from within the shooting area.
PP1 activates T7 and T8. (Swingers). Both must be activated before being engaged.

SCORING

SCORING: Comstock, 23 rounds, 115 points
TARGETS: 9 IPSC, 5 steel
SCORED HITS: Best 2 per IPSC, Steel Down = 1A
START-STOP: Audible-Last Shot

Special Thanks: Classic Nationals, CMP Talladega Marksmanship



**Stage 7
(Pit 6)**



2022 Long Island Championship

LIPSA

Free & Strong

RULES: Practical Shooting Handbook, Latest Edition **Course Designer: Michael Linsalata**


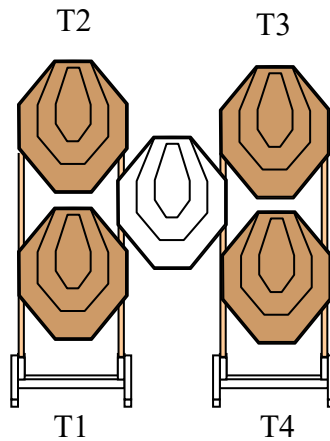
START POSITION: Standing in Box A, wrists above shoulders. Gun loaded and holstered. PCC start is gun loaded. Safety on. Held in strong hand. Weak wrist above shoulder.

STAGE PROCEDURE

At signal, T1-T4 with 2 rounds each freestyle.
Perform a mandatory reload and re-engage T1-T4
with 2 rounds each strong hand only.

SCORING

SCORING: Comstock, 16 rounds, 80 points
TARGETS: 4 IPSC
SCORED HITS: Best 4 per IPSC
START-STOP: Audible-Last Shot



Stage 8
(Pit 7)

2022 Long Island Championship



LIPSA

Let's Go Brandon

RULES: Practical Shooting Handbook, Latest Edition Course Designer: **Michael Linsalata**

START POSITION: Standing in Box A, wrists above shoulders. Gun loaded and holstered. PCC start is gun loaded. Safety on. Held in strong hand with butt touching belt. Weak wrist above shoulder.

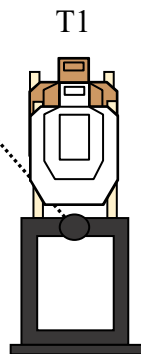
STAGE PROCEDURE

At signal, engage all targets and steel as they become visible from within Box A. **PP1 activates no shoot in front of T1 (max Trap).** **PP2 activates T2 (Swinger).** Both must be activated before being engaged.

SCORING

SCORING: Comstock, 8 rounds, 40 points
TARGETS: 2 USPSA, 4 steel
SCORED HITS: Best 2 per USPSA, Steel Down = 1A
START-STOP: Audible-Last Shot

PP1



MP1



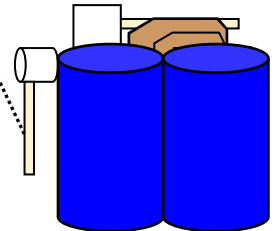
MP2



PP2



T2



Special Thanks: @brandon.bebout

Stage 9
(Pit 7)

LIPSA

Three Ring Circus

START POSITION: Standing anywhere in shooting area, wrists below belt. Gun loaded and holstered.

PCC start is gun loaded, safety on. Pointing down range. Butt of gun touching belt.

STAGE PROCEDURE

At signal, engage all targets and steel as they become visible from within the three shooting areas. **PP1 activates T9 (Max Trap).** T9 must be activated before being engaged.

SCORING

SCORING: Comstock, 20 rounds, 100 points

TARGETS: 9 USPSA, 2 steel

SCORED HITS: Best 2 per USPSA, SD = 1A

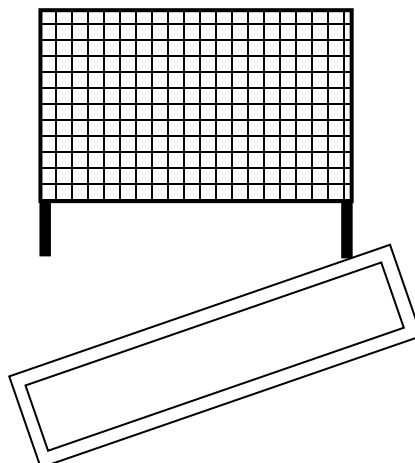
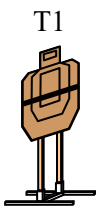
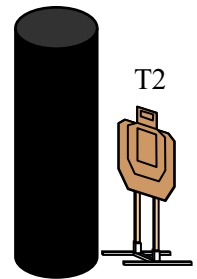
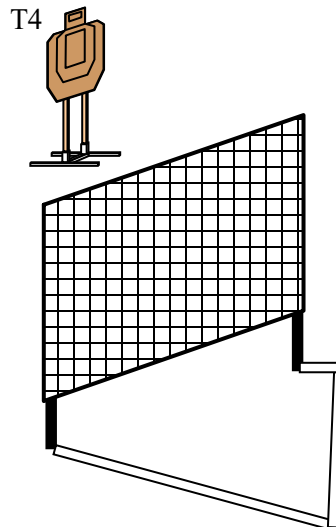
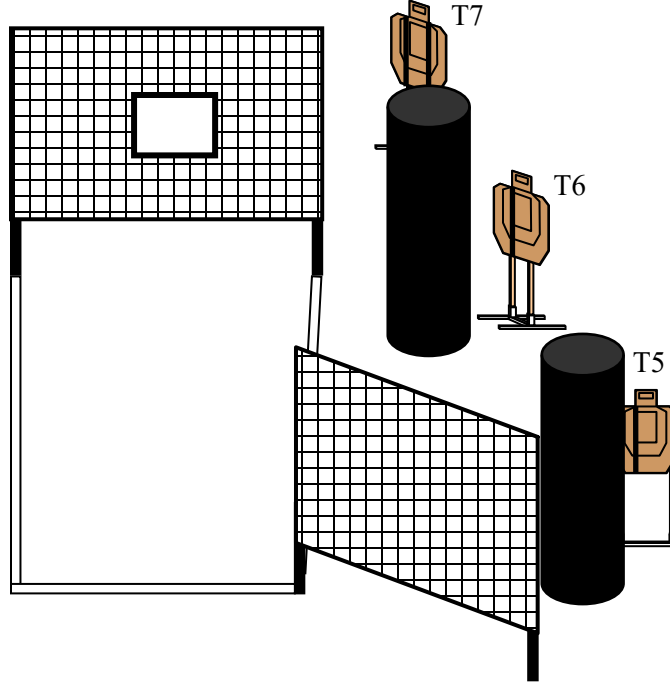
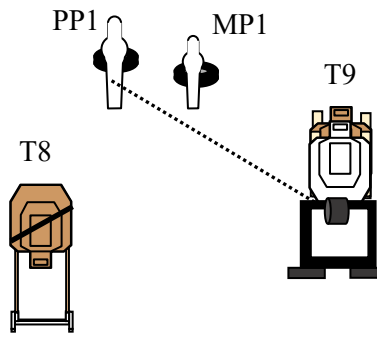
START-STOP: Audible-Last Shot

RULES: Practical Shooting Handbook, Latest Edition

Course Designer: Michael Linsalata

Special Thanks: Zac Greenier, Chris Austin

2022 Long Island
Championship



Stage 10
(Pit 8)



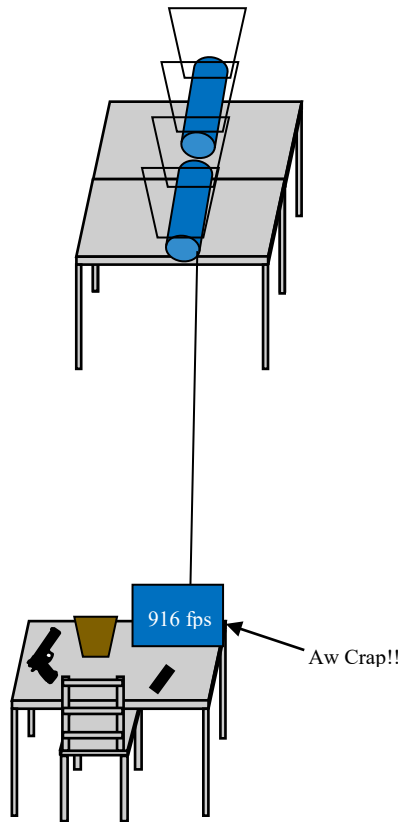
2022 Long Island Championship “The Chrono”

Special Thanks: Some idiot who probably shoots sonic ammo out of his open gun

RULES: Practical Shooting Handbook, Latest Edition **Course Designer:** Open McIdiot

START POSITION: Standing in Box A behind guy shooting your gun, chewing on your nails cause you’re worried.

STAGE PROCEDURE	SCORING
At signal, watch guy shoot 3 rounds through your gun and pray you make major. If it fails, repeat process. (If you’re shooting minor, pray you’re shooting for score).	SCORING: Comstock, 3 rounds, 0 points TARGETS: Triangles above chronos SCORED HITS: Best 3 per START-STOP: Audible-Your scream or sigh of relief PENALTIES: Switched to minor Switched to no score Switched to open division



A

You- Standing nervously

Major- 165-175 pf
Anything over that is just foolish.

Minor- 125-135 pf
Anything over that, you might as well shoot major.

Stage 11
(Pit 9)



2022 Long Island Championship

LIPSA

Rob's Bobber

RULES: Practical Shooting Handbook, Latest Edition **Course Designer: Rob Dugre**

START POSITION: Standing anywhere in shooting Area, wrists below belt. Gun loaded and holstered. PCC start is gun loaded, safety on. Pointing down range. Butt of gun touching belt.

STAGE PROCEDURE

At signal, engage all targets and steel as they become visible from within the shooting area.

PP2 activates T1 (Bobber). T1 must be activated before being engaged.

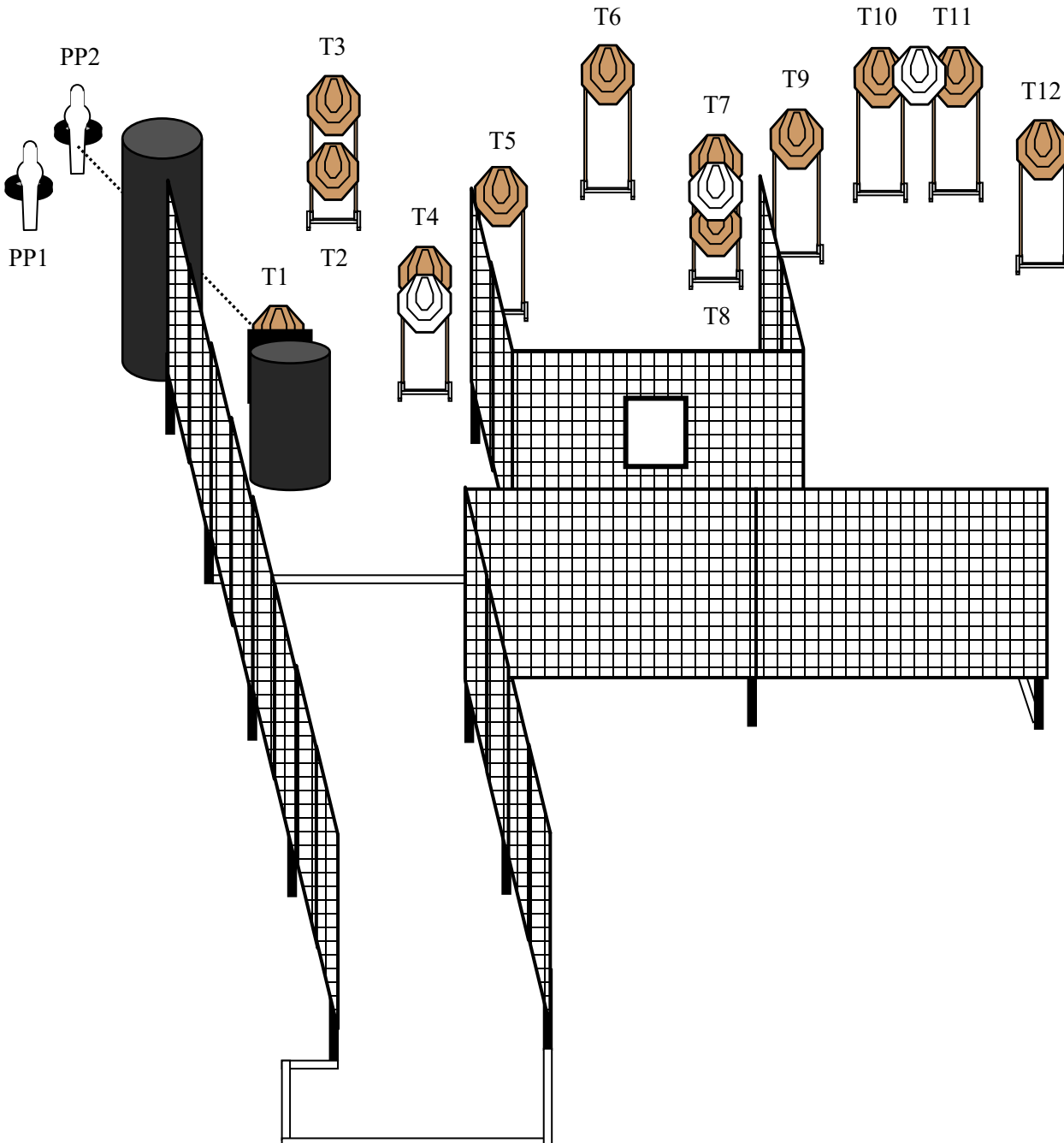
SCORING

SCORING: Comstock, 26 rounds, 130 points

TARGETS: 12 IPSC, 2 steel

SCORED HITS: Best 2 per IPSC, Steel Down = 1A

START-STOP: Audible-Last Shot



Stage 12
(Pit 10)



2022 Long Island Championship

LIPSA

Bobbing 4 Turtles

RULES: Practical Shooting Handbook, Latest Edition **COURSE DESIGNER: Michael Linsalata**

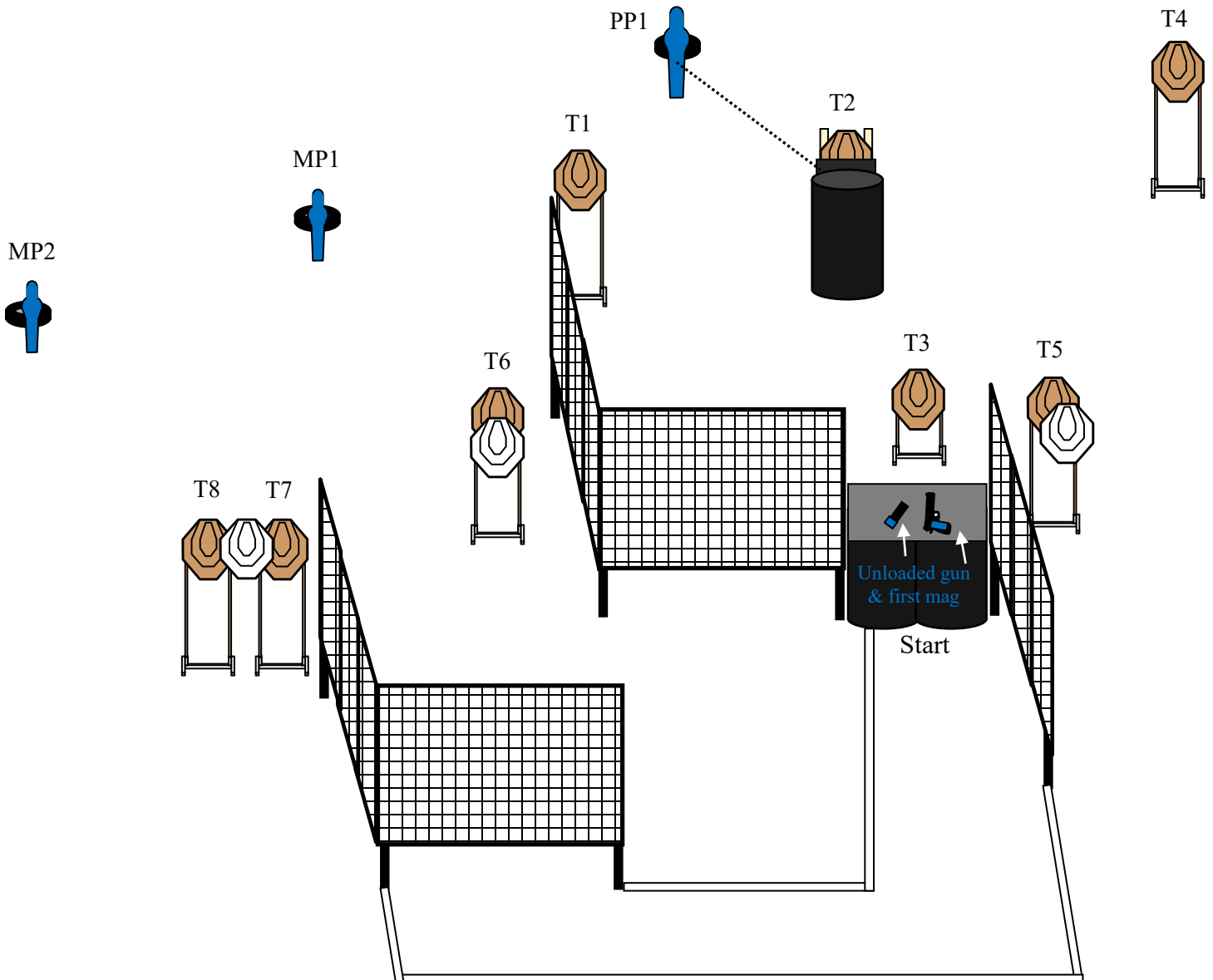
START POSITION: Standing behind barrels with wrists above shoulders. Unloaded gun and first mag on table. PCC has same start position.

STAGE PROCEDURE

At signal, pick up and load gun with mag from table, then engage all targets and steel as they become visible from within the shooting area. **PP1 activates T2, (Bobber). T2 must be activated before being engaged.**

SCORING

SCORING: Comstock, 19 rounds, 95 points
TARGETS: 8 IPSC, 3 steel
SCORED HITS: Best 2 per IPSC, Steel Down = 1A
START-STOP: Audible-Last Shot



Stage 13
(Pit 11)