



# PRO AM

## LIPSA

# Down The Line

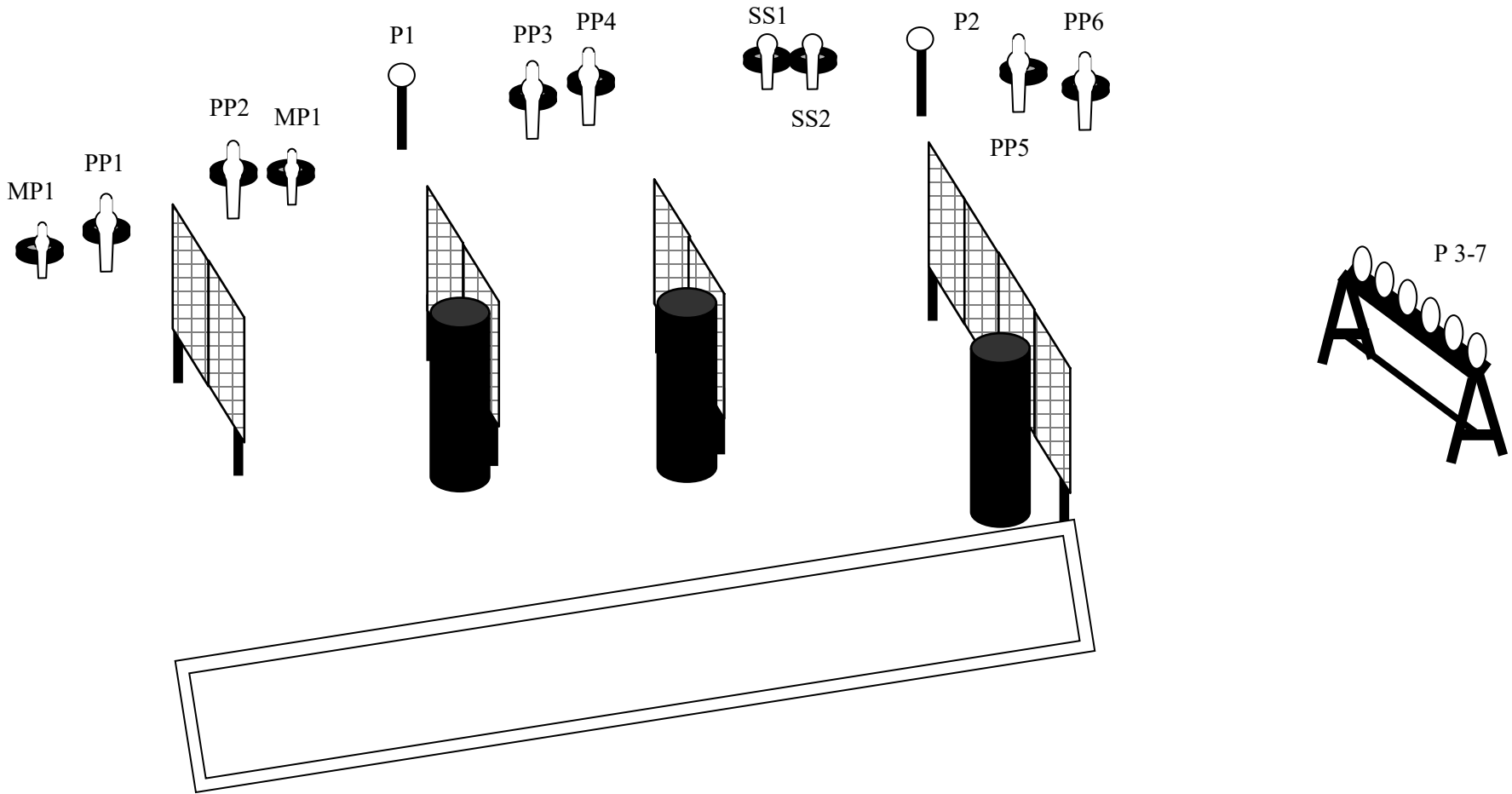
Special Thanks: Me

**STAGE PROCEDURE**  
 At signal, step into shooting area, then engage all steel as they become visible from within the fault lines.

**RULES:** Practical Shooting Handbook, Latest Edition **Course Designer: Dan Lutz, Me**

**START POSITION:** Standing anywhere **OUTSIDE** of shooting area, wrists below belt. Gun loaded and holstered. PCC start is gun loaded. Safety on. Muzzle pointed down range. Butt of gun touching belt.

**SCORING**  
 18 rounds, 90 points (Par Time)  
**TARGETS:** 18 steel  
**SCORED HITS:** Steel Down = 5 points  
**START-STOP:** Audible-Last Shot



**Stage 1**



# PRO AM

**LIPSA**

## Finally Legal

**RULES:** Practical Shooting Handbook, Latest Edition **Course Designer: Dan Lutz, Me**

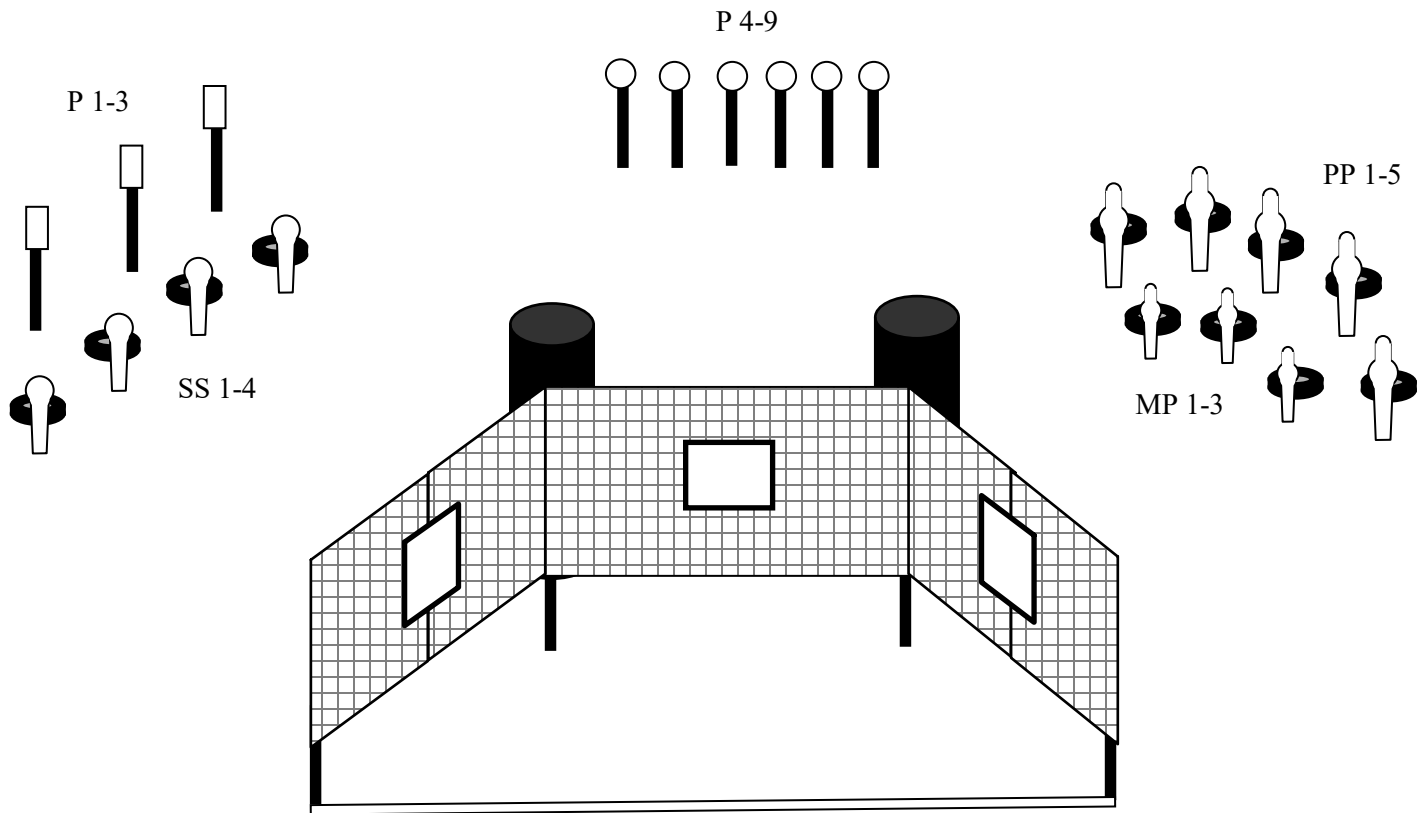
**START POSITION:** Standing with hands flat on either side of port. Gun loaded and holstered.  
PCC start is gun loaded, safety on. Pointing down range. Butt of gun touching belt.

### STAGE PROCEDURE

At signal, engage all steel as they become visible from within the shooting area.

### SCORING

<b>SCORING:</b>	21 rounds, 105 points (Par Time)
<b>TARGETS:</b>	21 steel
<b>SCORED HITS:</b>	Steel Down = 5 points
<b>START-STOP:</b>	Audible-Last Shot



**Stage 2**



# PRO AM

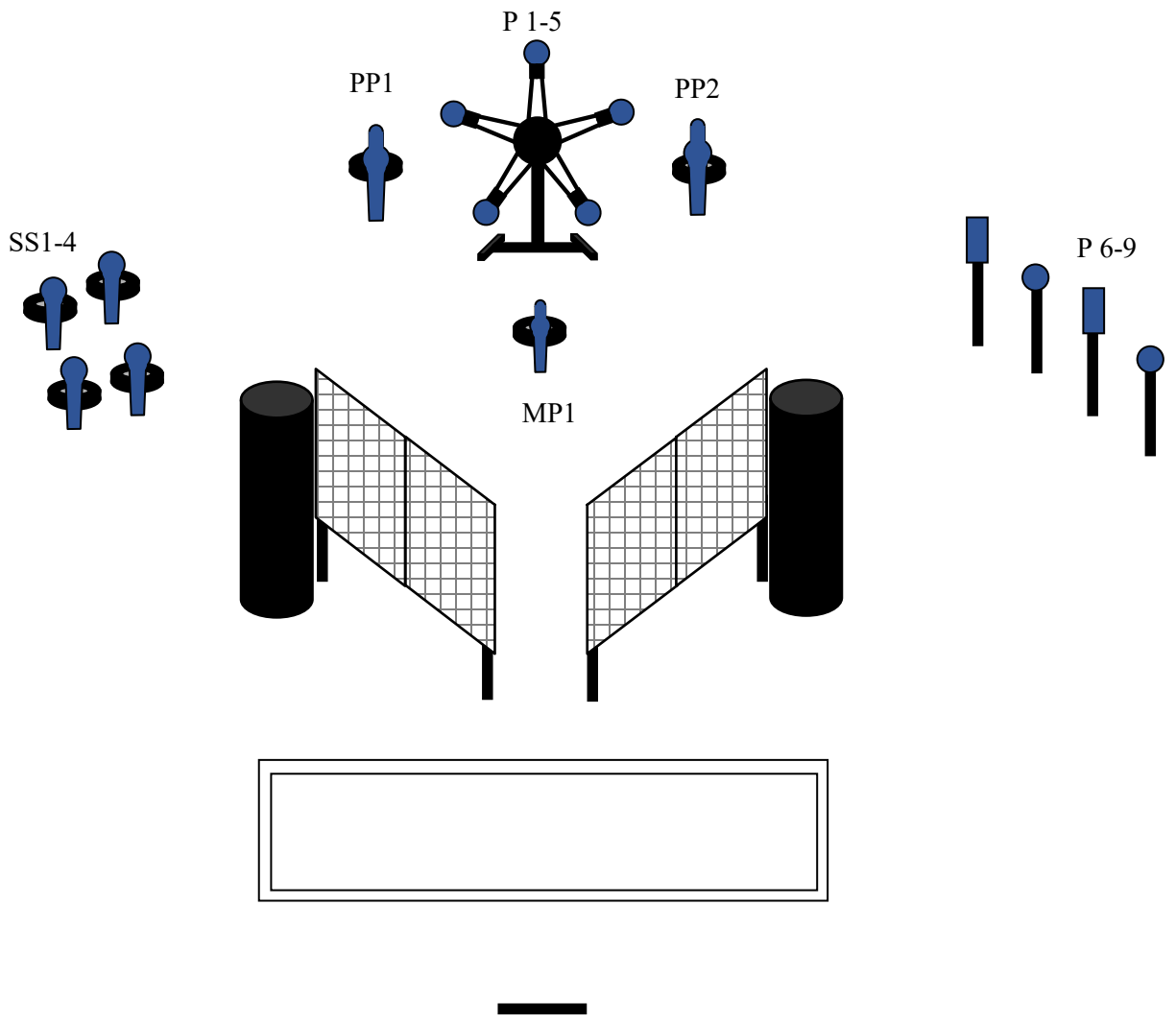
## LIPSA Sweet Sixteen

**RULES:** Practical Shooting Handbook, Latest Edition **Course Designer: Dan Lutz, Me**

**START POSITION:** Standing with heels touching **BLACK** fault line. Wrists above shoulders. Gun loaded and holstered. PCC start is gun loaded, safety on. Pointing down range. Butt of gun touching belt.

**STAGE PROCEDURE**  
 At signal, advance to shooting area, then engage all steel as they become visible.

**SCORING**  
**SCORING:** 16 rounds, 80 points (Par Time)  
**TARGETS:** 16 steel  
**SCORED HITS:** Steel Down = 5 points  
**START-STOP:** Audible-Last Shot





# PRO AM

## LIPSA

# 19 Reasons Why

**RULES:** Practical Shooting Handbook, Latest Edition **Course Designer: Dan Lutz, Me**

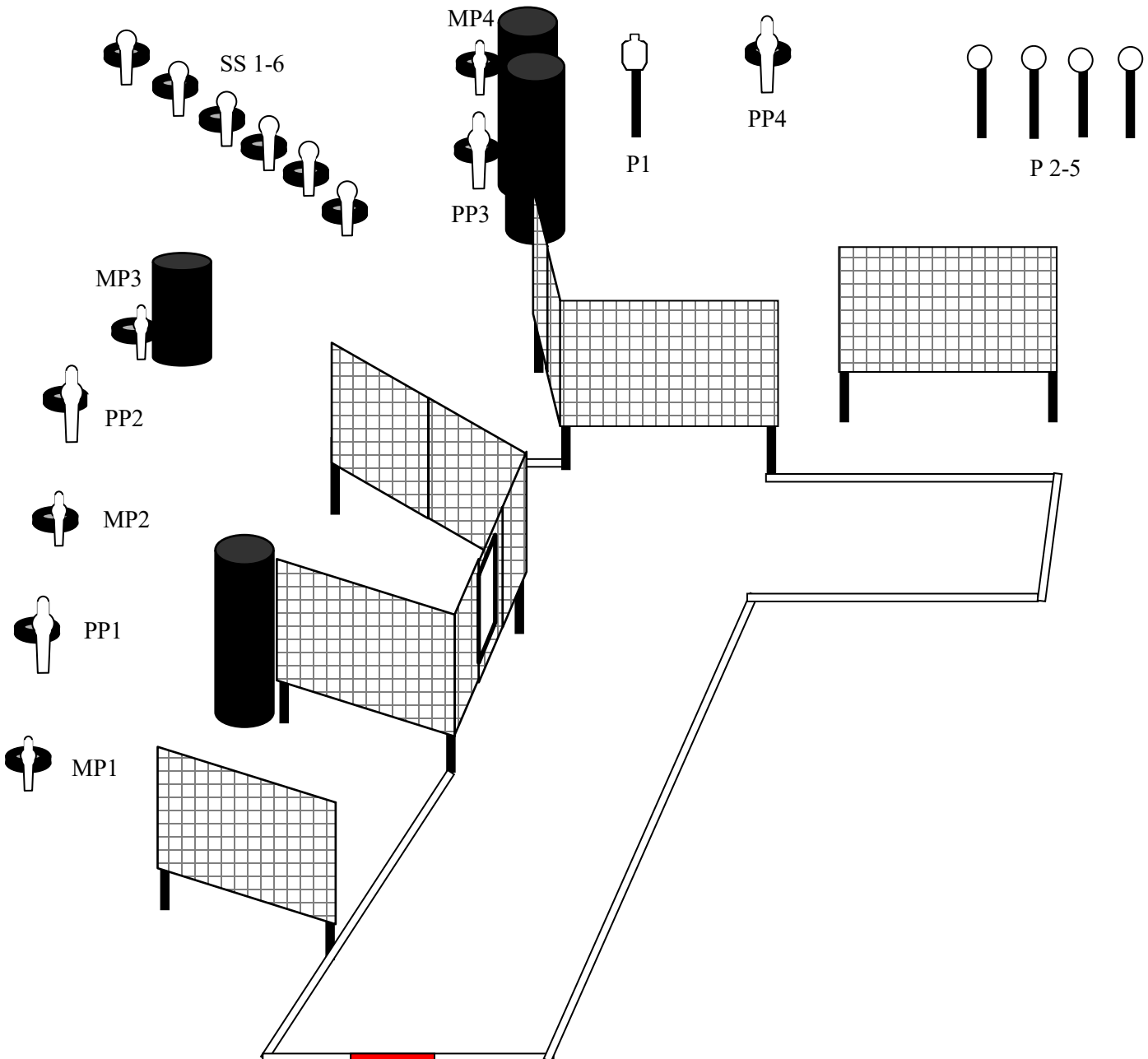
**START POSITION:** Standing with toes touching **RED** mark, wrists below belt. Gun loaded and holstered.  
PCC start is gun loaded, safety on. Pointing down range. Butt of gun touching belt.

### STAGE PROCEDURE

At signal, engage all steel as they become visible from within the shooting area.

### SCORING

<b>SCORING:</b>	19 rounds, 95 points (Par Time)
<b>TARGETS:</b>	19 steel
<b>SCORED HITS:</b>	Steel Down = 5 points
<b>START-STOP:</b>	Audible-Last Shot



**Stage 4**



# PRO AM

## LIPSA

# Shake It Off

**RULES:** Practical Shooting Handbook, Latest Edition **Course Designer: Dan Lutz, Me**

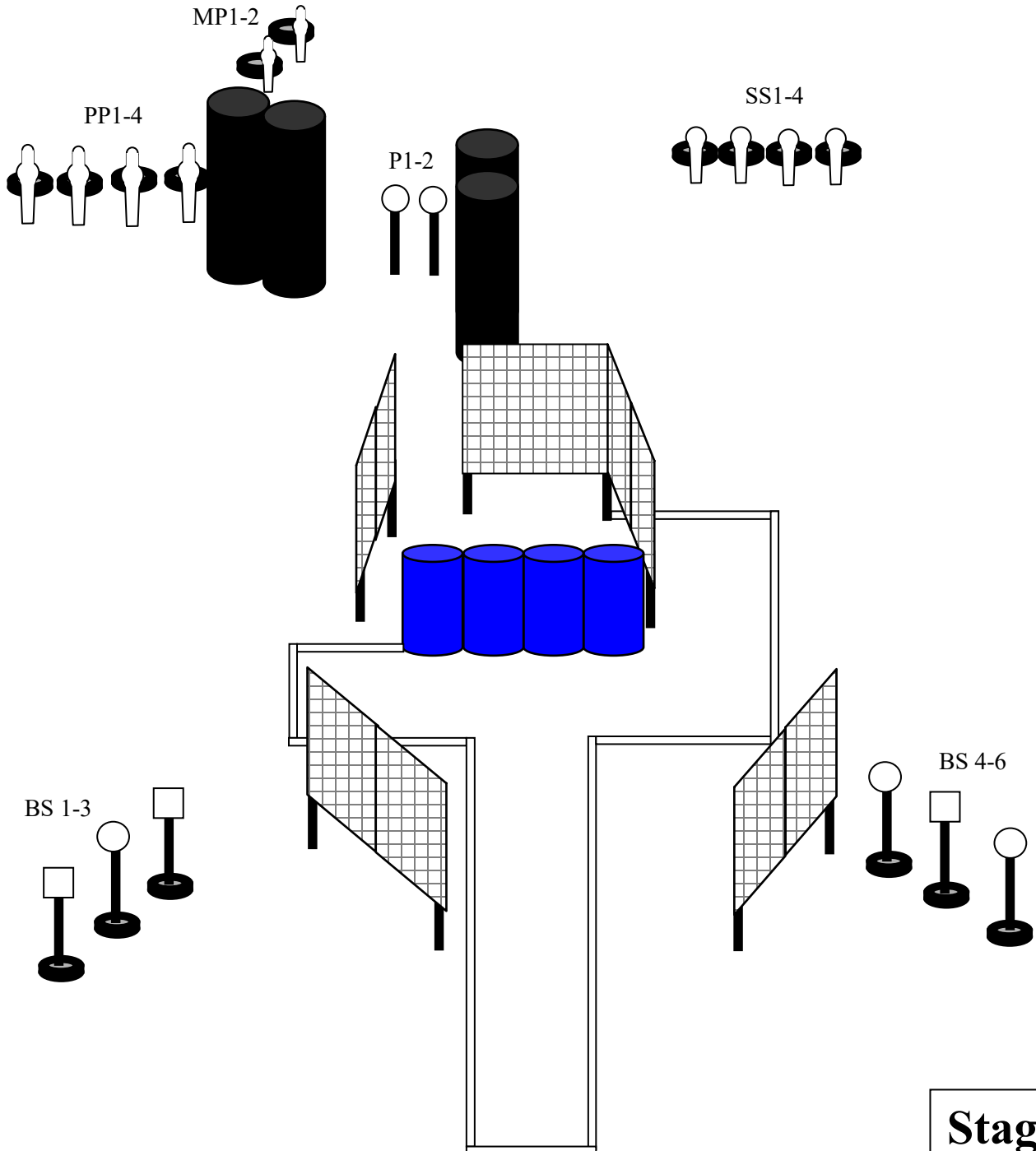
**START POSITION:** Standing with toes touching rear fault line, wrists above shoulders. Gun loaded and holstered. PCC start is gun loaded, safety on. Pointing down range. Butt of gun touching belt.

### STAGE PROCEDURE

At signal, engage all steel as they become visible from within the shooting area.

### SCORING

<b>SCORING:</b>	18 rounds, 90 points (Par Time)
<b>TARGETS:</b>	18 steel
<b>SCORED HITS:</b>	Steel Down = 5 points
<b>START-STOP:</b>	Audible-Last Shot



**Stage 5**