



**LIPSA**

# Diamond Cutter

Special Thanks: Rick Esposito

RULES: Practical Shooting Handbook, Latest Edition Course Designer: **Michael Linsalata**

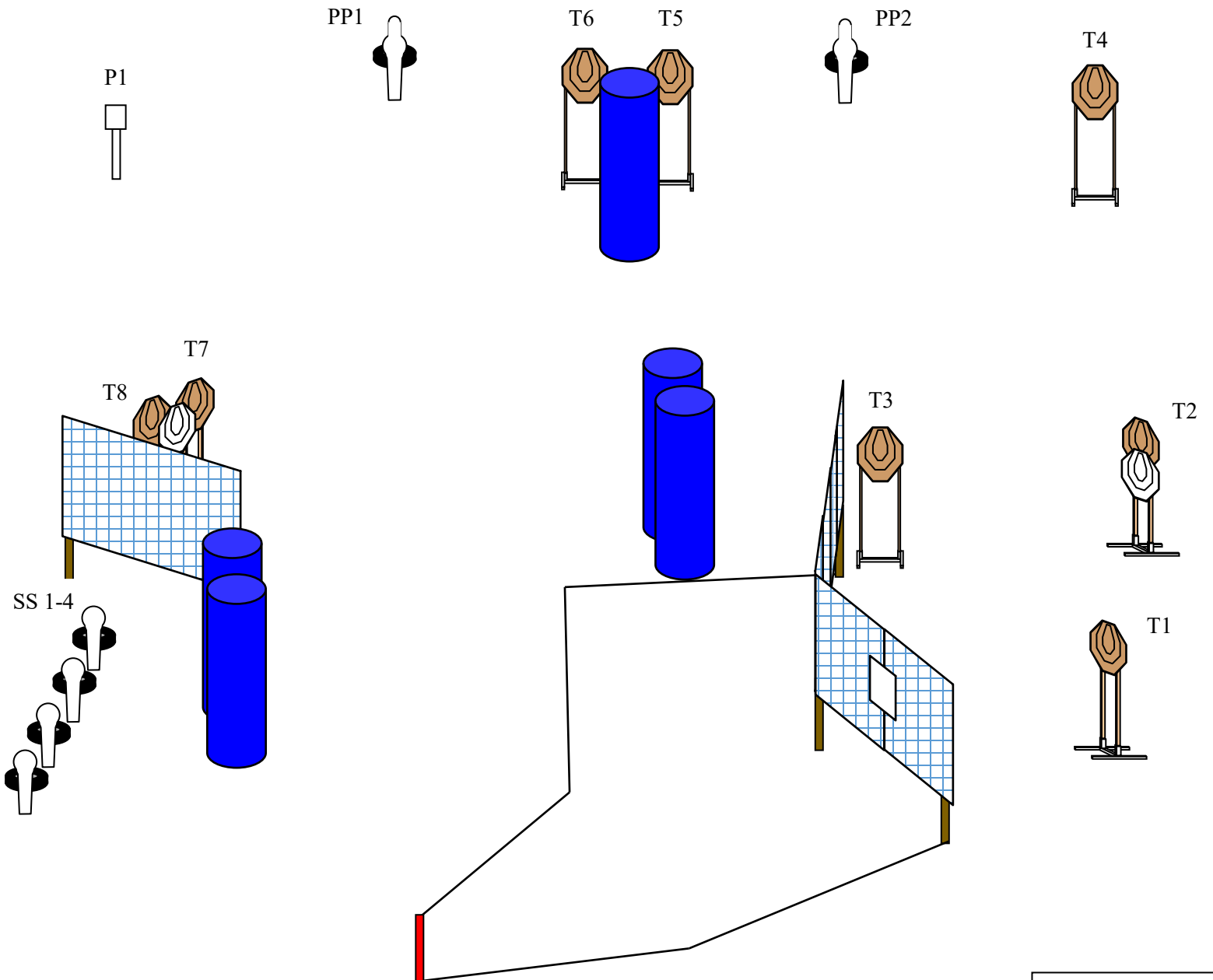
**START POSITION:** Standing with both feet straddling **RED** mark, wrists above shoulders. Gun loaded and holstered. PCC start is gun loaded, safety on. Muzzle pointing down range. Butt of gun touching belt.

### STAGE PROCEDURE

At signal, engage all targets and steel as they become visible from the shooting area.

### SCORING

**SCORING:** Comstock, 23 rounds, 115 points  
**TARGETS:** 8 IPSC, 7 steel  
**SCORED HITS:** Best 2 per IPSC, Steel Down = 1A  
**START-STOP:** Audible-Last Shot



**Stage 1**



# LIPSA Tight Places

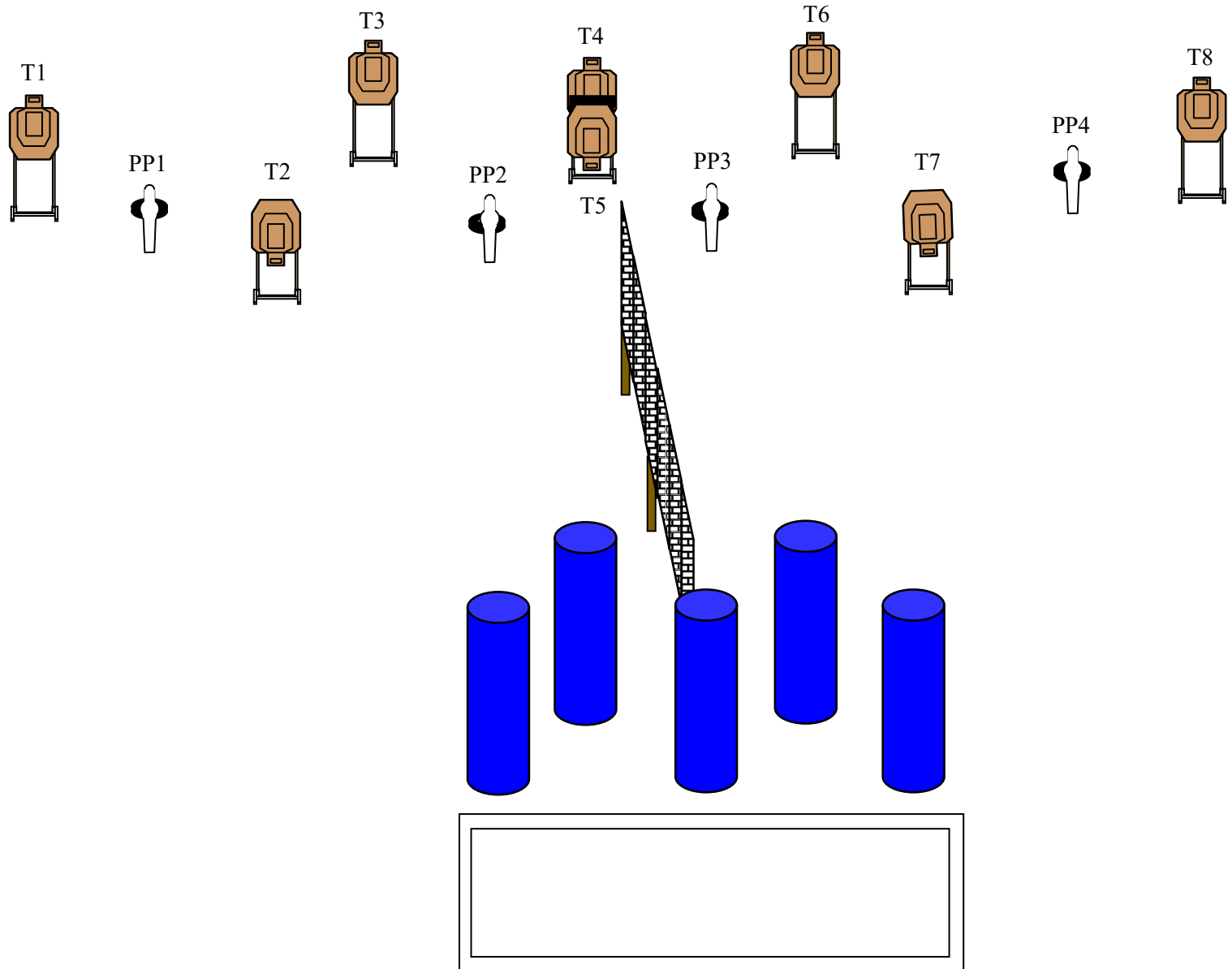
**Special Thanks:** Some guy on the net

**RULES:** Practical Shooting Handbook, Latest Edition **Course Designer:** Michael Linsalata

**START POSITION:** Standing anywhere **OUTSIDE** of shooting area, wrists above shoulders. Gun loaded and holstered. PCC start is gun loaded. Safety on. Muzzle pointed down range. Butt touching belt.

**STAGE PROCEDURE**  
 At signal, step into shooting area, then engage all targets and steel as they become visible.

**SCORING**  
**SCORING:** Comstock, 20 rounds, 100 points  
**TARGETS:** 8 USPSA, 4 steel  
**SCORED HITS:** Best 2 per USPSA, Steel Down = 1A  
**START-STOP:** Audible-Last Shot



**Stage 2**



**LIPSA**

# Battle Of Turtleton

Special Thanks: GTUL

RULES: Practical Shooting Handbook, Latest Edition Course Designer: **Michael Linsalata**


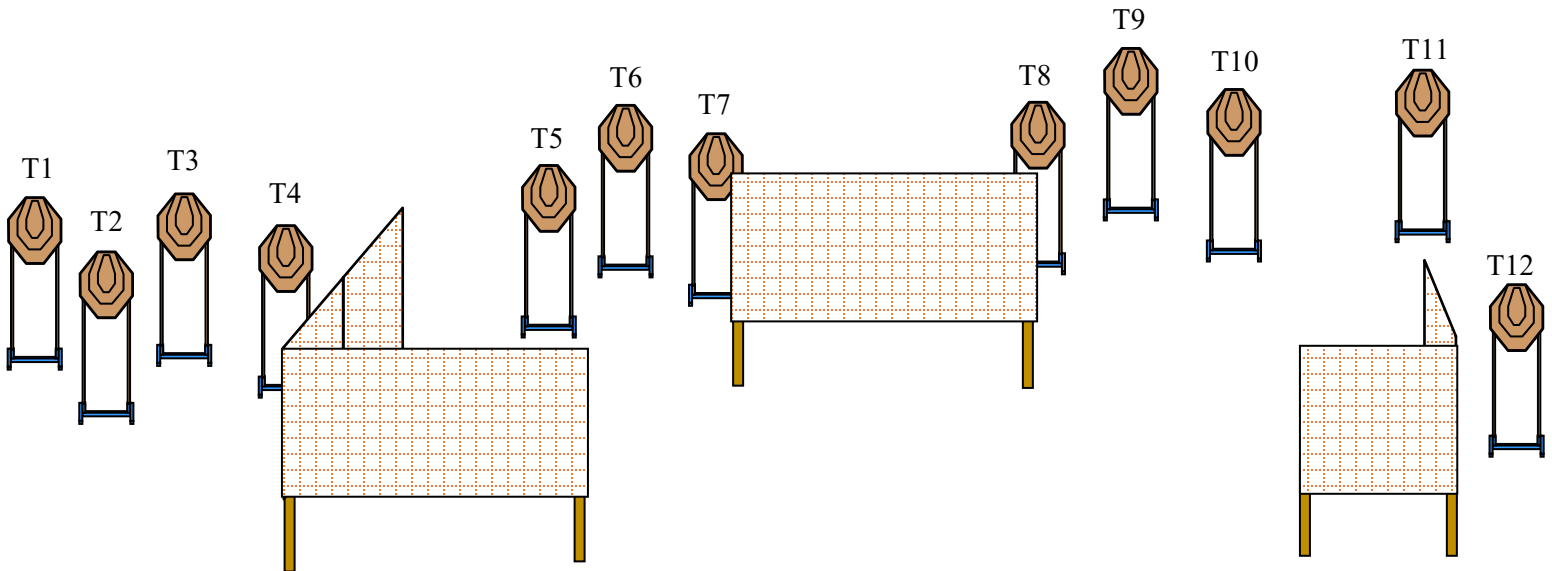
**START POSITION:** Standing anywhere in shooting area. Wrists below belt. Gun loaded and holstered.  
PCC start is gun loaded. Safety on. Muzzle pointed down range. Butt touching belt.

### STAGE PROCEDURE

At signal, engage all targets as they become visible from within the fault lines.

### SCORING

**SCORING:** Comstock, 24 rounds, 120 points  
**TARGETS:** 12 IPSC  
**SCORED HITS:** Best 2 per IPSC  
**START-STOP:** Audible-Last Shot





# LIPSA

# Sweet II

Special Thanks: Lori Casper

**RULES:** Practical Shooting Handbook, Latest Edition **Course Designer: Michael Linsalata**

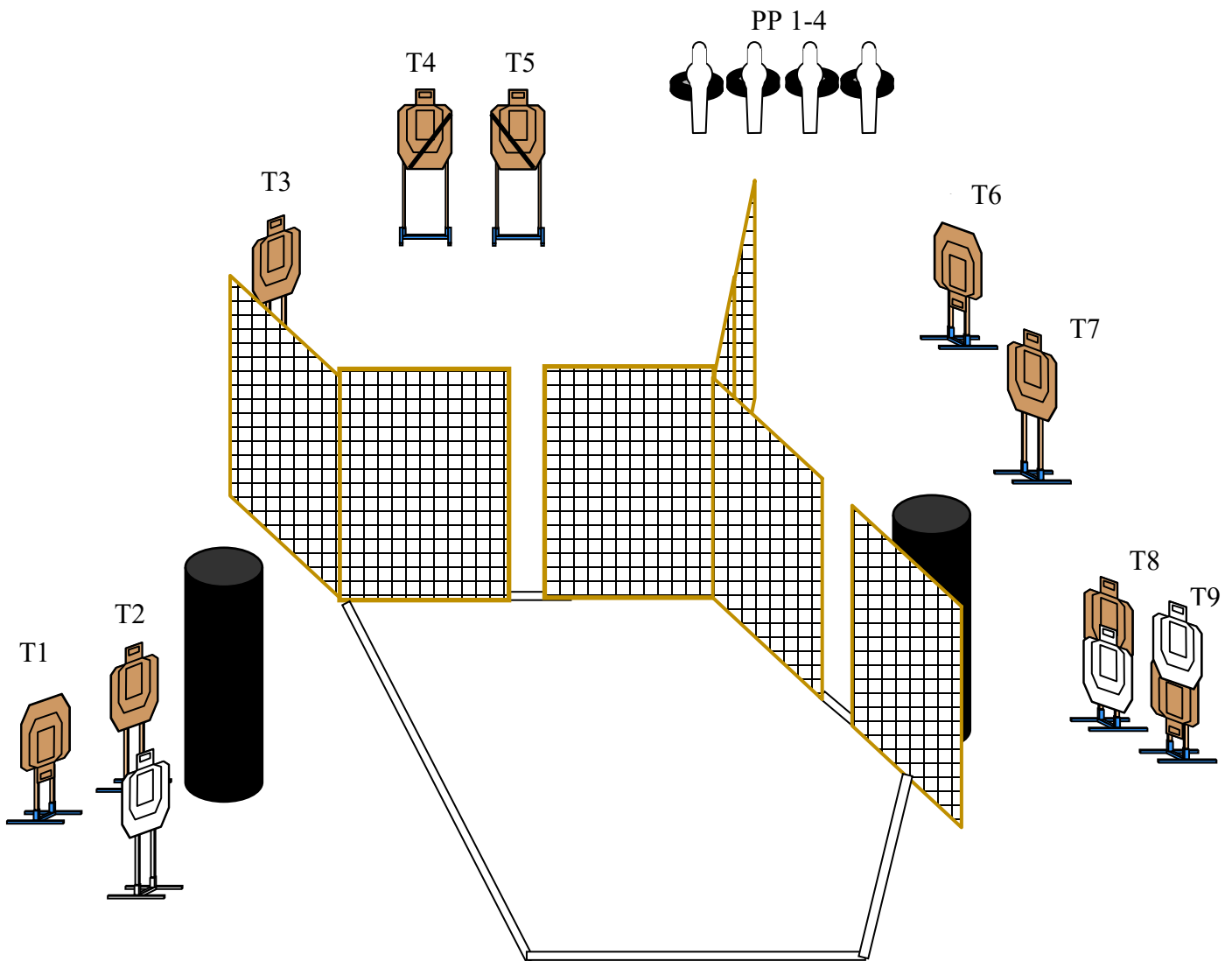
**START POSITION:** Standing anywhere in shooting area, wrists below belt. Gun loaded and holstered. PCC start is gun loaded. Safety on. Muzzle pointed down range. Butt touching belt.

### STAGE PROCEDURE

At signal, engage all targets and steel as they become visible from within the fault lines.

### SCORING

**SCORING:** Comstock, 22 rounds, 10 points  
**TARGETS:** 9 USPSA, 4 steel  
**SCORED HITS:** Best 2 per USPSA, Steel Down = 1A  
**START-STOP:** Audible-Last Shot



**Stage 4**



# LIPSA

# Cramped

Special Thanks: NISA

RULES: Practical Shooting Handbook, Latest Edition Course Designer: **Michael Linsalata**

**START POSITION:** Standing anywhere in shooting area, wrists below belt. Gun loaded and holstered. PCC start is gun loaded. Safety on. Muzzle pointed down range. Butt touching belt.

### STAGE PROCEDURE

At signal, engage all targets and steel as they become visible from within the fault lines.

### SCORING

<b>SCORING:</b>	Comstock, 21 rounds, 105 points
<b>TARGETS:</b>	9 USPSA, 3 Steel
<b>SCORED HITS:</b>	Best 2 per USPSA, Steel Down = 1A
<b>START-STOP:</b>	Audible-Last Shot

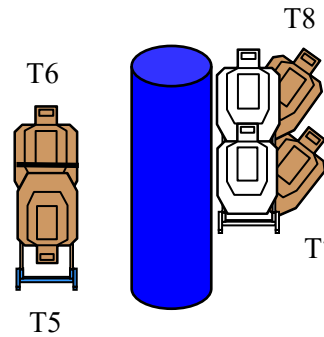
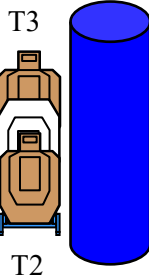
PP1



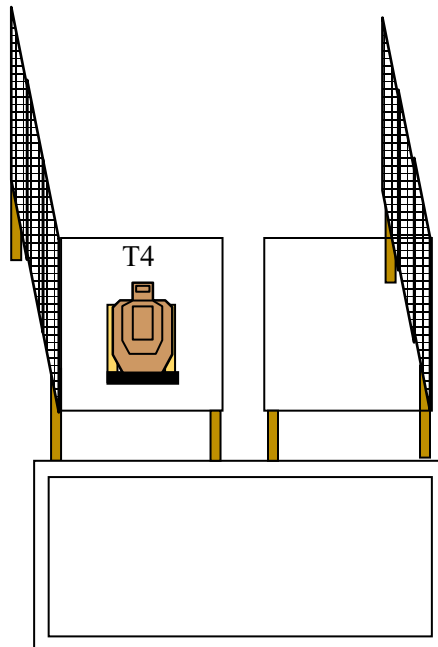
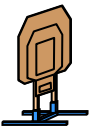
SS1



US1



T1





**LIPSA**

# Next Week's Preview

Special Thanks: LISSO

**RULES:** Practical Shooting Handbook, Latest Edition **Course Designer: Michael Linsalata**

**START POSITION:** Standing anywhere in shooting area, wrists below belt. Gun loaded and holstered.  
PCC start is gun loaded, safety on. Pointing down range. Butt of gun touching belt.

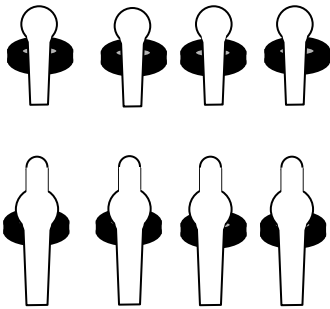
## STAGE PROCEDURE

At signal, engage all steel as they become visible from within the fault lines.

## SCORING

**SCORING:** Comstock, 14 rounds, 70 points  
**TARGETS:** 14 steel  
**SCORED HITS:** Steel Down = 1A  
**START-STOP:** Audible-Last Shot

SS 1-4



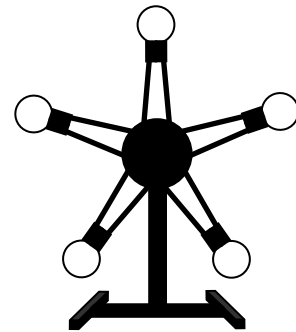


PP 1-4

US 1



P 1-5





## LIPSA

# Free & Strong

Special Thanks: America, President Trump, The Constitution. 2<sup>nd</sup> Amendment, guns

RULES: Practical Shooting Handbook, Latest Edition Course Designer: **Michael Linsalata**

**START POSITION:** Standing in Box A, wrists above shoulders. Gun loaded and holstered. PCC start is gun loaded. Safety on. Muzzle pointed down range. Butt touching belt.

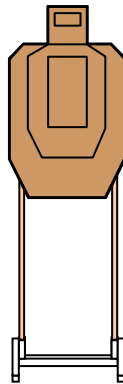
### STAGE PROCEDURE

At signal, engage T1-T3 with 2 rounds each, **Freestyle**. Perform a mandatory reload and re-engage T1-T3 with 2 rounds each, **strong hand only**.

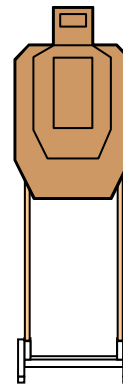
### SCORING

**SCORING:** Comstock, 12 rounds, 60 points  
**TARGETS:** 3 USPSA  
**SCORED HITS:** Best 4 per USPSA  
**START-STOP:** Audible-Last Shot

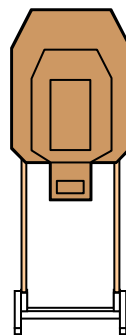
T1



T3



T2



A

**Stage 7**  
**(Pit 7)**



# LIPSA

# Fast

Special Thanks:

RULES: Practical Shooting Handbook, Latest Edition Course Designer: **Michael Linsalata**

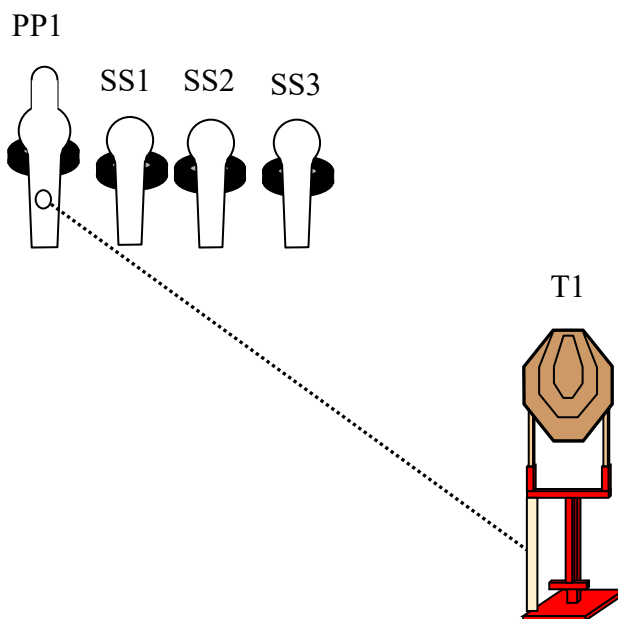
**START POSITION:** Standing in Box A, wrists above shoulders. Gun loaded and holstered. PCC start is gun loaded. Safety on. Muzzle pointed down range. Butt touching belt.

### STAGE PROCEDURE

At signal, engage PP1, SS1-3 and T1 as they become visible from Box A. (PP1 activates T1. T1 is a disappearing target. T1 needs to be activated before being engaged. There is no penalty for missing).

### SCORING

**SCORING:** Comstock, 6 rounds, 30 points  
**TARGETS:** 1 IPSC, 4 steel  
**SCORED HITS:** Best 2 per IPSC, Steel Down = 1A  
**START-STOP:** Audible-Last Shot



A

**Stage 8**  
**(Pit 7)**