

PCC Extravaganza



LIPSA

A Star A Far

RULES: Practical Shooting Handbook, Latest Edition **Course Designer: Nick Schillaci**

START POSITION: Standing in Box A. PCC start is gun loaded, safety on. Pointing down range. Butt of gun touching belt.


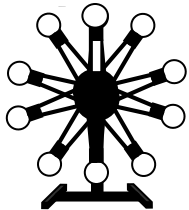
STAGE PROCEDURE

At signal, engage all targets and steel as they become visible from the shooting area. **Box A is part of the shooting area.**

SCORING

SCORING: Comstock, 30 rounds, 150 points
TARGETS: 10 USPSA, 10 plates
SCORED HITS: Best 2 per USPSA, Steel Down = 1A
START-STOP: Audible-Last Shot

P 1-10



A

Stage 1

PCC Extravaganza



LIPSA

Blinded By The White

RULES: Practical Shooting Handbook, Latest Edition **Course Designer: Nick Schillaci**

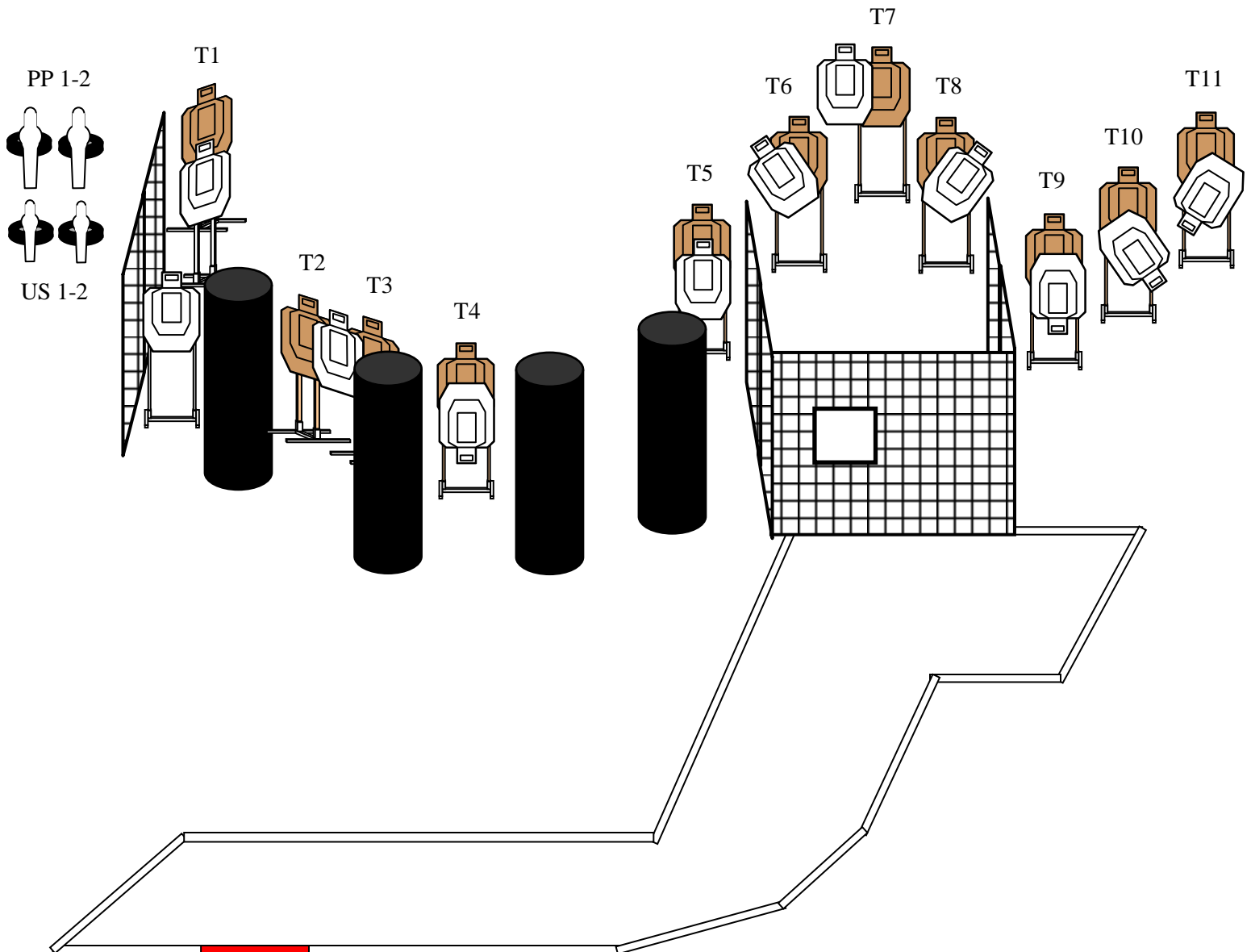
START POSITION: Standing with heels touching **RED** mark. PCC start is gun loaded, safety on. Pointing down range. Butt of gun touching belt.

STAGE PROCEDURE

At signal, engage all targets and steel as they become visible from within the fault lines.

SCORING

SCORING: Comstock, 26 rounds, 130 points
TARGETS: 11 USPSA, 4 steel
SCORED HITS: Best 2 per USPSA, Steel Down = 1A
START-STOP: Audible-Last Shot



Stage 2

PCC Extravaganza



LIPSA

Head's Up

RULES: Practical Shooting Handbook, Latest Edition **Course Designer:** Nick Schillaci


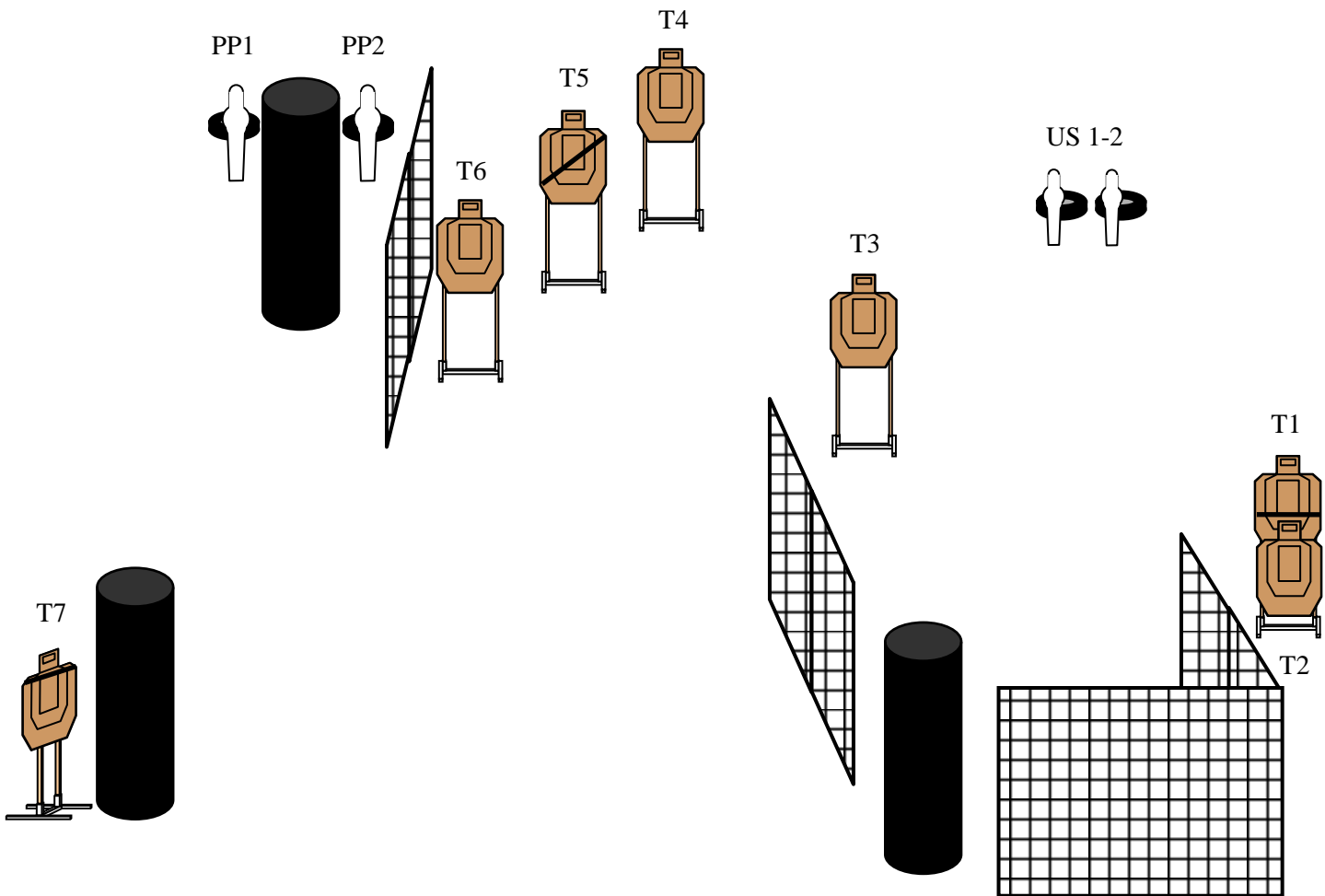
START POSITION: Standing anywhere in shooting area. PCC start is gun loaded, safety on. Pointing down range. Butt of gun touching belt.

STAGE PROCEDURE

At signal, engage all targets and steel as they become visible from the shooting area.

SCORING

SCORING: Comstock, 18 rounds, 90 points
TARGETS: 7 USPSA, 4 steel
SCORED HITS: Best 2 per USPSA, Steel Down = 1A
START-STOP: Audible-Last Shot



Stage 3

PCC Extravaganza



LIPSA

Rack & Roll

RULES: Practical Shooting Handbook, Latest Edition **Course Designer: Nick Schillaci**

START POSITION: Standing with toes touching **RED** mark. PCC is loaded, safety on. Pointing down range. Butt touching belt.

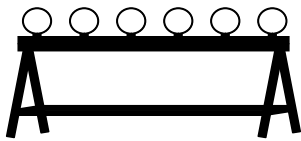
STAGE PROCEDURE

At signal, engage all targets and steel as they become visible from within the shooting area.

SCORING

SCORING: Comstock, 21 rounds, 105 points
TARGETS: 5 USPSA, 6 steel
SCORED HITS: Best 3 per USPSA, Steel Down = 1A
START-STOP: Audible-Last Shot

P 1-6



T1



T3

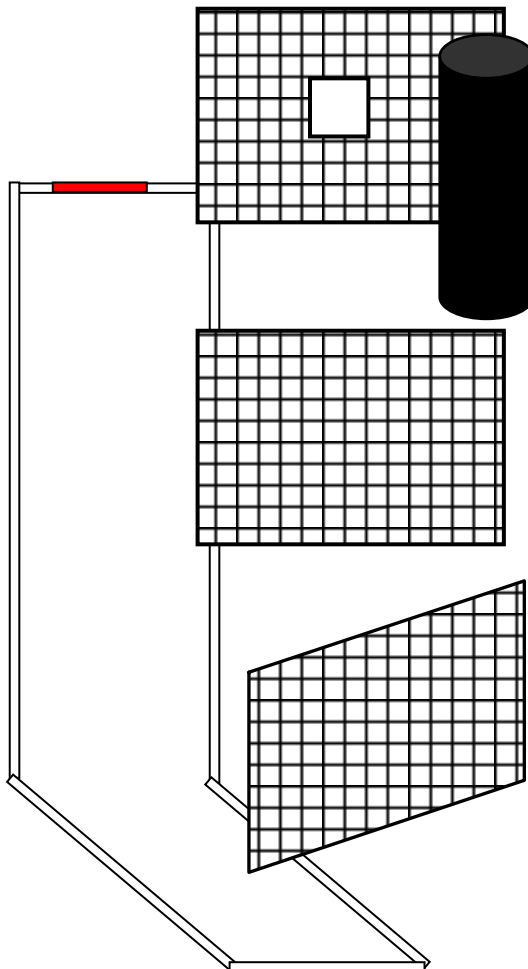
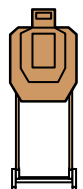
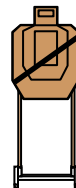


T2



T4

T5



Stage 4
(Pit 4)

PCC Extravaganza



LIPSA

Would You Rather...?

RULES: Practical Shooting Handbook, Latest Edition **Course Designer: Nick Schillaci**

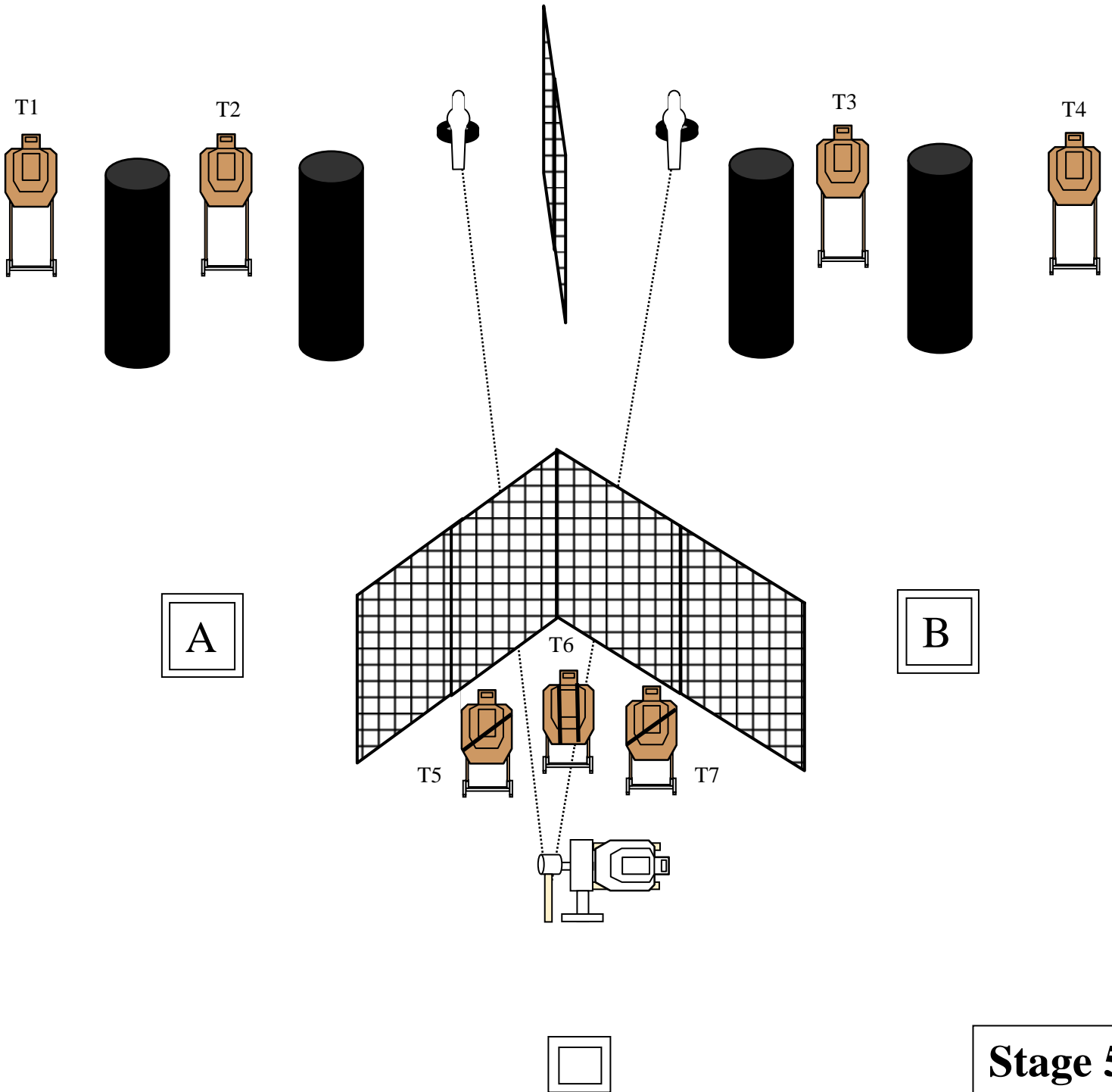
START POSITION: Standing in either shooting Area A, or B. PCC start is gun loaded, safety on. Pointing down range. Butt of gun touching belt.

STAGE PROCEDURE

At signal, engage all targets and steel as they become visible from the 3 shooting areas. **PP1 and PP2 activate no-shoot. No-shoot does not need to be activated before engaging T5-T7.**

SCORING

SCORING: Comstock, 16 rounds, 80 points
TARGETS: 7 USPSA, 2 steel
SCORED HITS: Best 2 per USPSA, Steel Down = 1A
START-STOP: Audible-Last Shot



Stage 5

PCC Extravaganza



LIPSA

P.C.C. U Later

RULES: Practical Shooting Handbook, Latest Edition **Course Designer: Nick Schillaci**

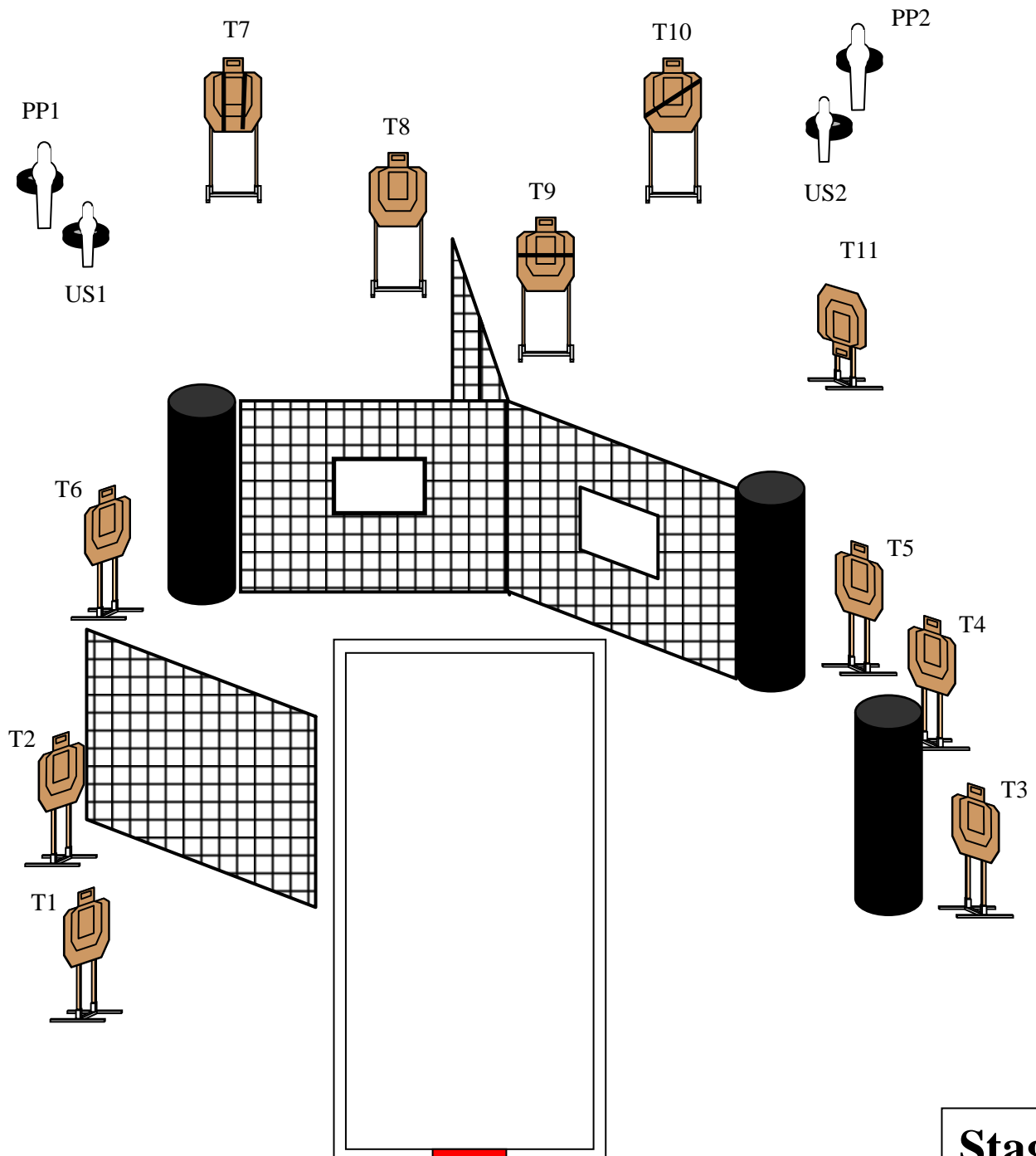
START POSITION: Standing with heels touching **RED** mark. PCC start is gun loaded, safety on. Pointing down range. Butt of gun touching belt.

STAGE PROCEDURE

At signal, engage all targets and steel as they become visible from within the shooting area.

SCORING

SCORING: Comstock, 26 rounds, 130 points
TARGETS: 11 USPSA, 4 steel
SCORED HITS: Best 2 per USPSA, Steel Down = 1A
START-STOP: Audible-Last Shot



Stage 6