

# 22 Match



**LIPSA**

# Pin Strike

**Special Thanks:**

**RULES:** Practical Shooting Handbook, Latest Edition **Course Designer: Michael Linsalata**

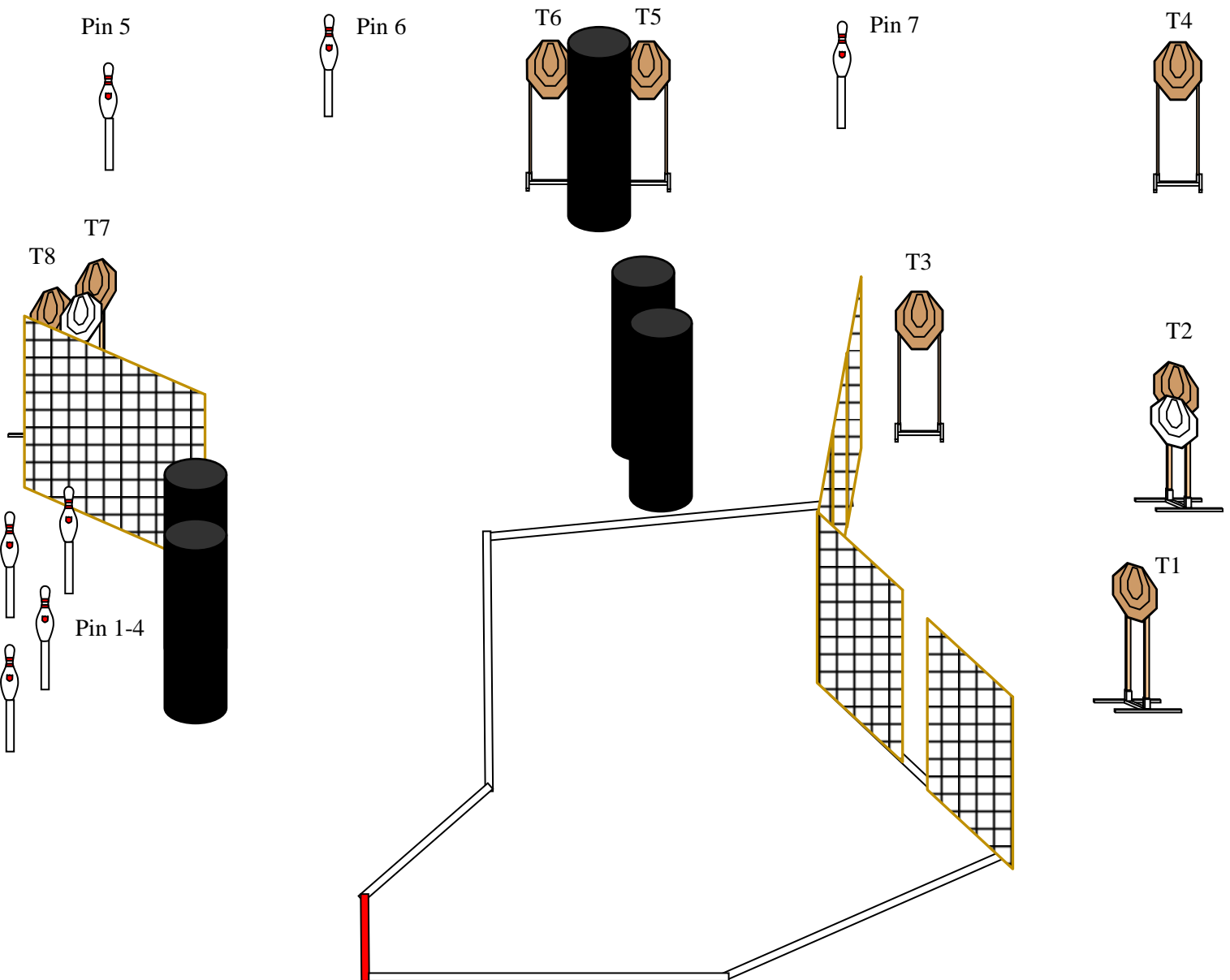
**START POSITION:** Standing with feet straddling **RED** mark. Gun loaded. Safety on. Held at Low Ready.

### STAGE PROCEDURE

At signal, engage all targets and pins as they become visible from within the shooting area.

### SCORING

**SCORING:** Comstock, 23 rounds, 115 points  
**TARGETS:** 8 IPSC, 7 Pins  
**SCORED HITS:** Best 2 per IPSC, Pin Down = 1A  
**START-STOP:** Audible-Last Shot



**Stage 1**  
**(Pit 4)**

# 22 Match



## LIPSA Tight Places

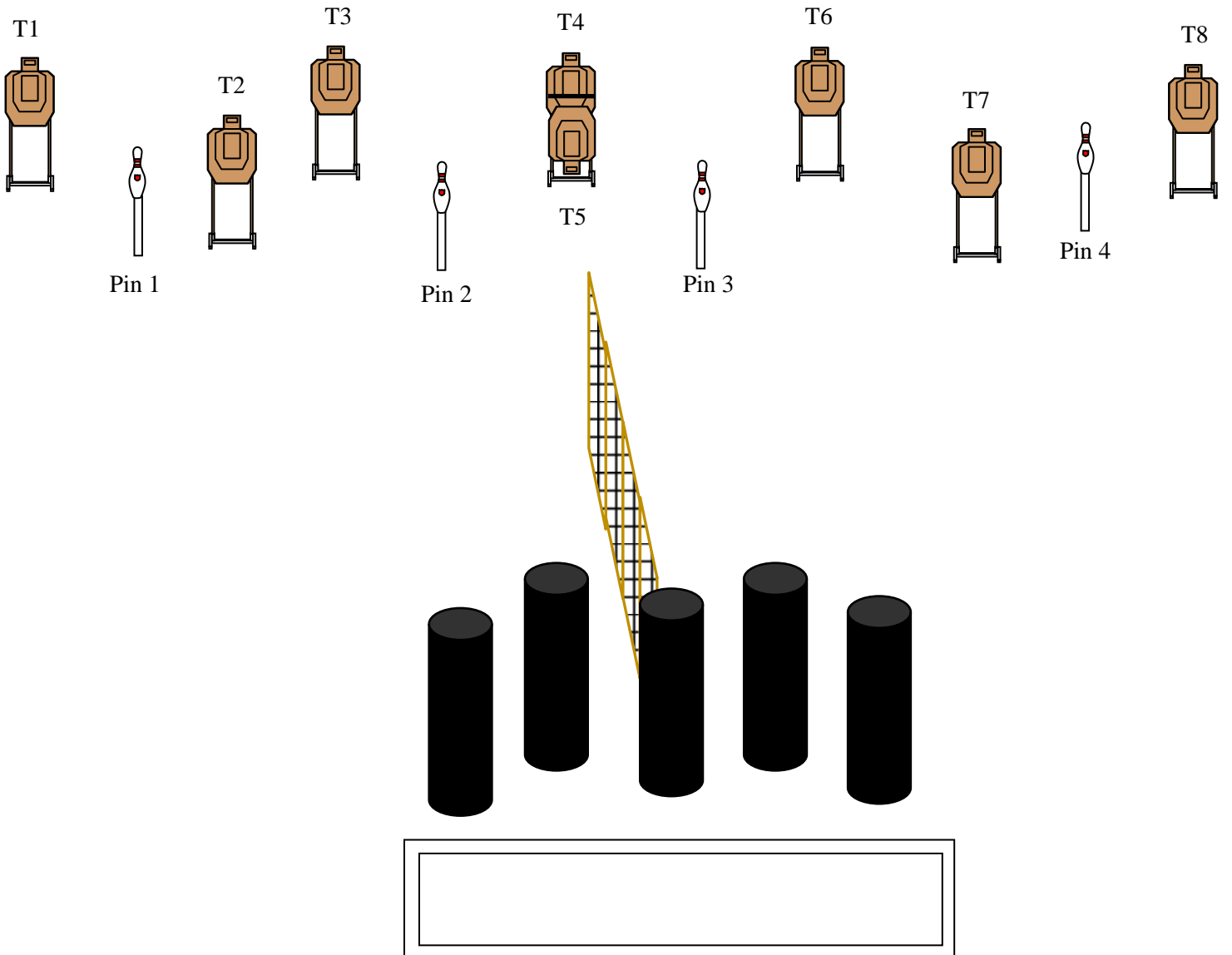
**Special Thanks:**

**RULES:** Practical Shooting Handbook, Latest Edition **Course Designer: Michael Linsalata**

**START POSITION:** Standing anywhere in shooting Area. Gun loaded. Safety on. Held at Low Ready.

**STAGE PROCEDURE**  
At signal, engage all targets and pins as they become visible from within the shooting area.

**SCORING**  
**SCORING:** Comstock, 20 rounds, 100 points  
**TARGETS:** 8 USPSA, 4 Pins  
**SCORED HITS:** Best 2 per USPSA, Pin Down = 1A  
**START-STOP:** Audible-Last Shot



**Stage 2**  
**(Pit 5)**

# 22 Match



**LIPSA**

## Battleground

**Special Thanks:**

**RULES:** Practical Shooting Handbook, Latest Edition **Course Designer: Michael Linsalata**

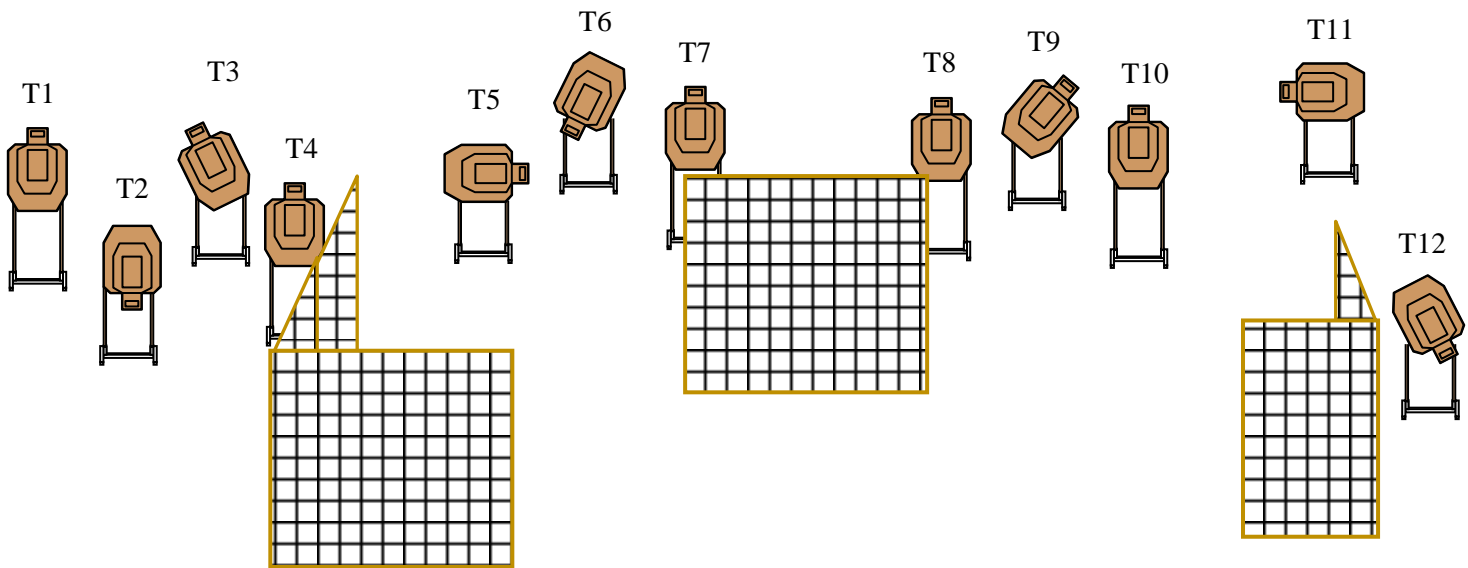
**START POSITION:** Standing anywhere in shooting Area. Gun loaded. Safety on. Held at Low Ready.

### STAGE PROCEDURE

At signal, engage all targets as they become visible from within the shooting area.

### SCORING

**SCORING:** Comstock, 24 rounds, 120 points  
**TARGETS:** 12 USPSA  
**SCORED HITS:** Best 2 per USPSA  
**START-STOP:** Audible-Last Shot



**Stage 3**  
**(Pit 6)**

# 22 Match



**LIPSA**

**Sweet**

**Special Thanks:** Sweet the 1st

**RULES:** Practical Shooting Handbook, Latest Edition **Course Designer:** Michael Linsalata

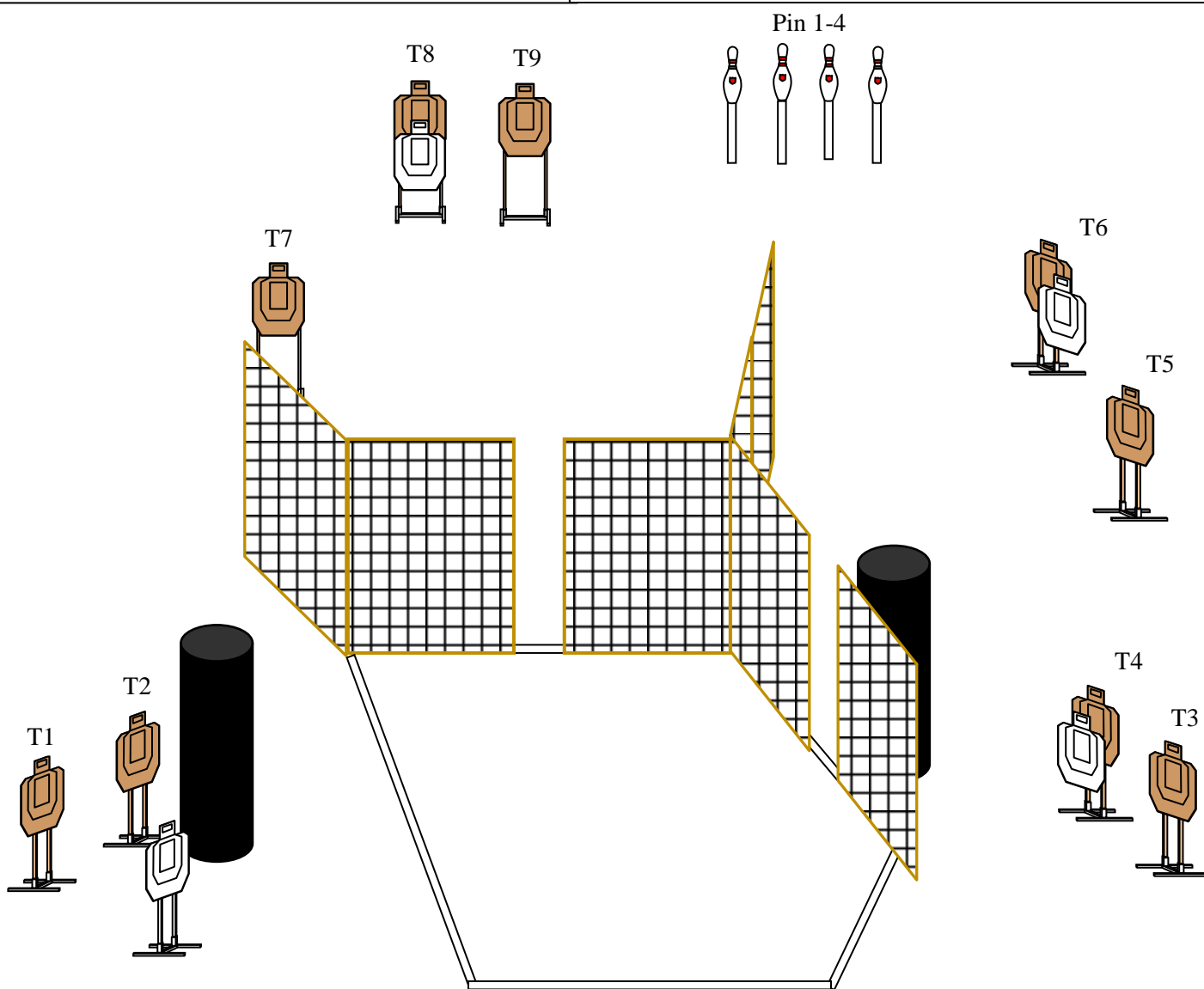
**START POSITION:** Standing anywhere in shooting Area. Gun loaded. Safety on. Held at Low Ready.

### STAGE PROCEDURE

At signal, engage all targets and pins as they become visible from within the shooting area.

### SCORING

**SCORING:** Comstock, 22 rounds, 110 points  
**TARGETS:** 9 USPSA, 4 Pins  
**SCORED HITS:** Best 2 per USPSA, Pin Down = 1A  
**START-STOP:** Audible-Last Shot



**Stage 4**  
**(Pit 7)**

# 22 Match



**LIPSA**

# Cramped

**Special Thanks:**

**RULES:** Practical Shooting Handbook, Latest Edition **Course Designer: Michael Linsalata**

**START POSITION:** Standing anywhere in shooting Area. Gun loaded. Safety on. Held at Low Ready.

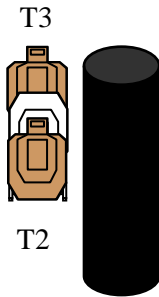
### STAGE PROCEDURE

At signal, engage all targets and pins as they become visible from within the shooting area.

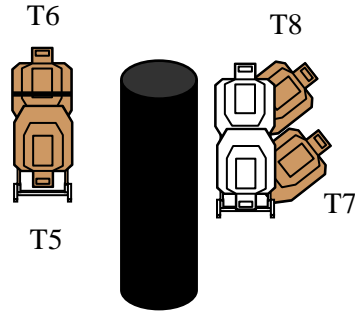
### SCORING

**SCORING:** Comstock, 21 rounds, 105 points  
**TARGETS:** 9 USPSA, 3 Pins  
**SCORED HITS:** Best 2 per USPSA, Pin Down = 1A  
**START-STOP:** Audible-Last Shot

Pin 1



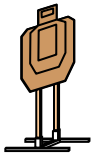
Pin 2



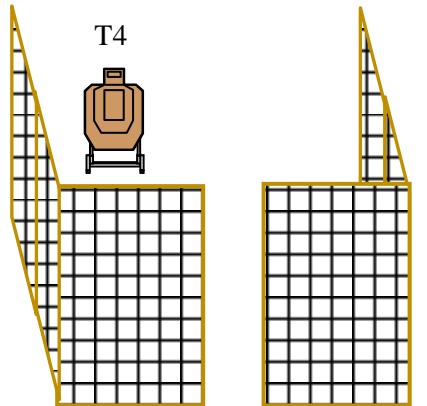
Pin 3



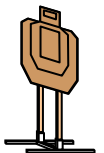
T1



T4



T9



**Stage 5**  
**(Pit 10)**

# 22 Match



**LIPSA**

## Turtles & Plates

**Special Thanks:**

**RULES:** Practical Shooting Handbook, Latest Edition **Course Designer: Michael Linsalata**



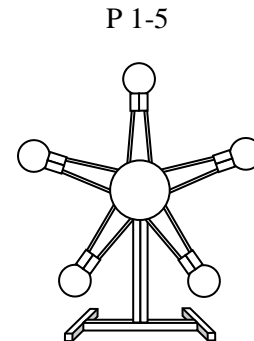
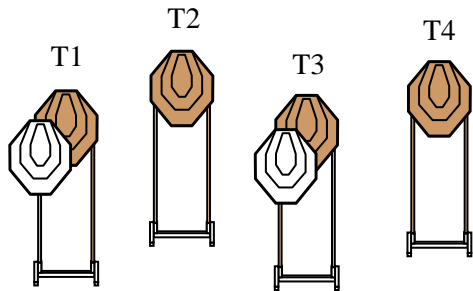
**START POSITION:** Standing anywhere in shooting Area. Gun loaded. Safety on. Held at Low Ready.

### STAGE PROCEDURE

At signal, engage all targets and steel as they become visible from within the shooting area.

### SCORING

**SCORING:** Comstock, 15 rounds, 75 points  
**TARGETS:** 5 IPSC, 5 steel  
**SCORED HITS:** Best 2 per IPSC, P Down = 1A  
**START-STOP:** Audible-Last Shot



**Stage 5**  
**(Pit 9)**