

# *2021 Long Island Championship*

<b>Stage 1 (Pit 1)-</b> Southern Charm.....	32 rounds
<b>Stage 2 (Pit 2)-</b> The Dirty Dozen.....	12 rounds
<b>Stage 3 (Pit 2)-</b> The Fearsome Five.....	15 rounds
<b>Stage 4 (Pit 3)-</b> Jessy's Girl.....	24 rounds
<b>Stage 5 (Pit 4)-</b> A Bridge Too Far.....	26 rounds
<b>Stage 6 (Pit 5)-</b> Backblast.....	19 rounds
<b>Stage 7 (Pit 6)-</b> No Way Back.....	18 rounds
<b>Stage 8 (Pit 7) –</b> Not 2 Friendly.....	19 rounds
<b>Stage 9 (Pit 8) –</b> Sweet 16.....	16 rounds
<b>Stage 10 (Pit 9)-</b> Strong Plates And A Turtle.....	7 rounds
<b>Stage 11 (Pit 9)-</b> Rapid Fire.....	8 rounds
<b>Stage 12 (Pit 11)-</b> Hay Is 4 Horses.....	20 rounds

**Total- 216 rounds**



# 2021 Long Island Championship

## LIPSA Southern Charm

### STAGE PROCEDURE

At signal, engage all targets and steel as they become visible from within the shooting area.

**RULES:** Practical Shooting Handbook, Latest Edition **Course Designer: Kevin O'Brien**

**START POSITION:** Standing anywhere in shooting area, wrists below belt. Gun loaded and holstered. PCC start is gun loaded. Safety on. Muzzle pointed down range. Butt of gun touching belt.

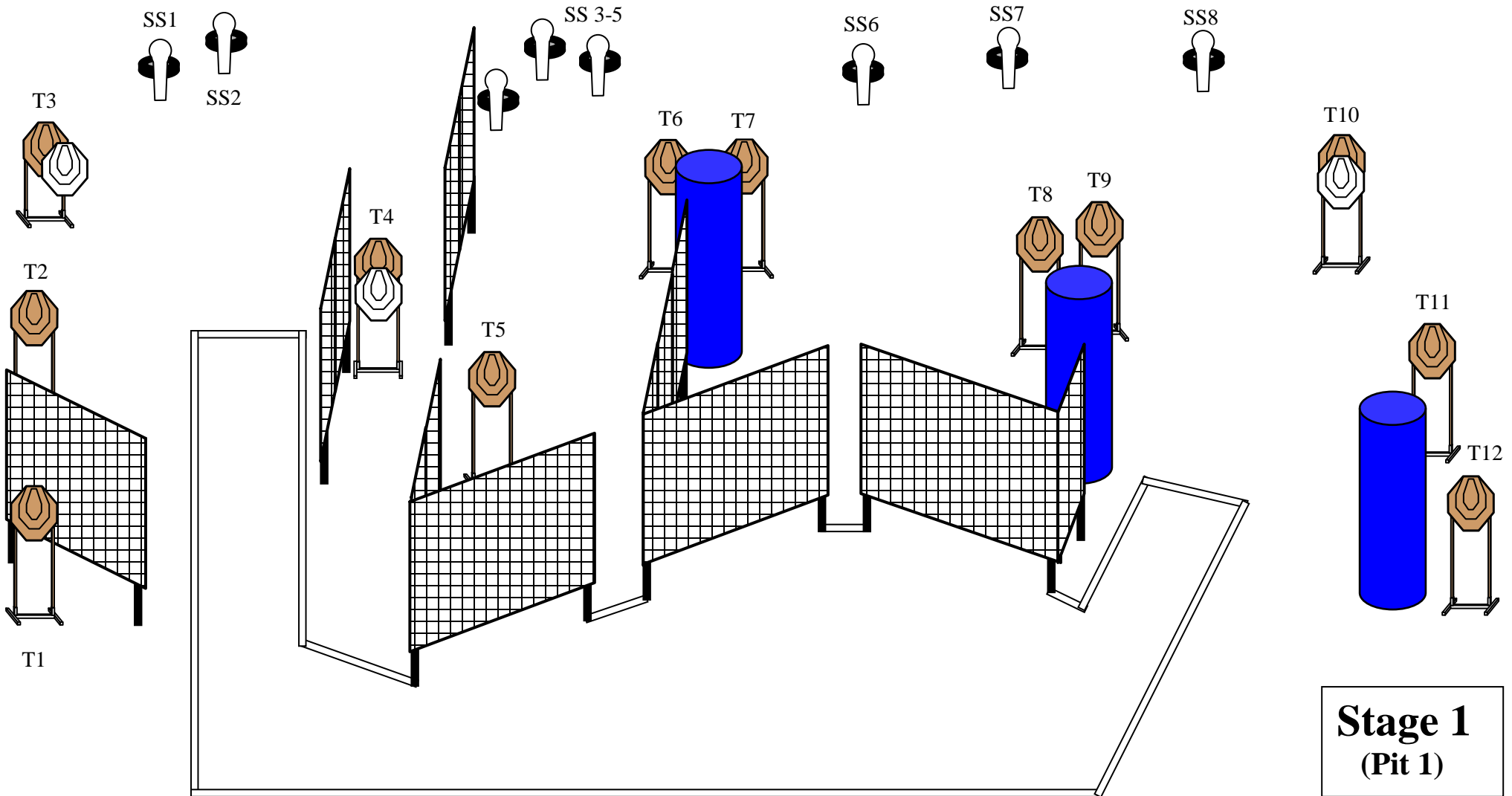
### SCORING

Comstock, 32 rounds, 160 points

**SCORING:** 12 USPSA, 8 steel

**TARGETS:** Best 2 per USPSA, Steel Down = 1A

**START-STOP:** Audible-Last Shot





# 2021 Long Island Championship

**LIPSA**

## The Dirty Dozen

**RULES:** Practical Shooting Handbook, Latest Edition **Course Designer: Michael Linsalata**

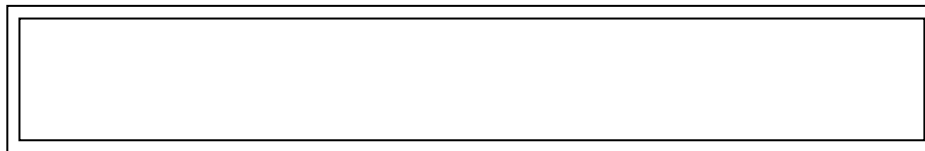


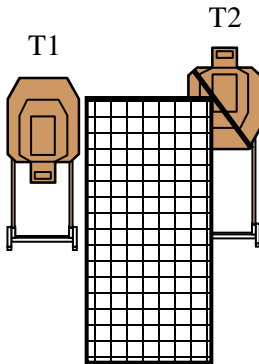
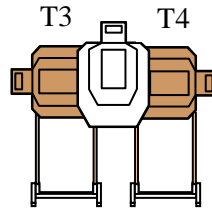
**START POSITION:** Standing with both feet completely outside the shooting area, wrists below belt. Gun loaded and holstered. PCC start is gun loaded, safety on. Pointing down range. Butt of gun touching belt.

### STAGE PROCEDURE

At signal, engage all targets as they become visible from within the shooting area.

### SCORING

**SCORING:** Comstock, 12 rounds, 60 points  
**TARGETS:** 6 USPSA  
**SCORED HITS:** Best 2 per USPSA  
**START-STOP:** Audible-Last Shot



**Stage 2**  
**(Pit 2)**



# 2021 Long Island Championship

**LIPSA**

## The Fearsome Five

**RULES:** Practical Shooting Handbook, Latest Edition **Course Designer: Michael Linsalata**

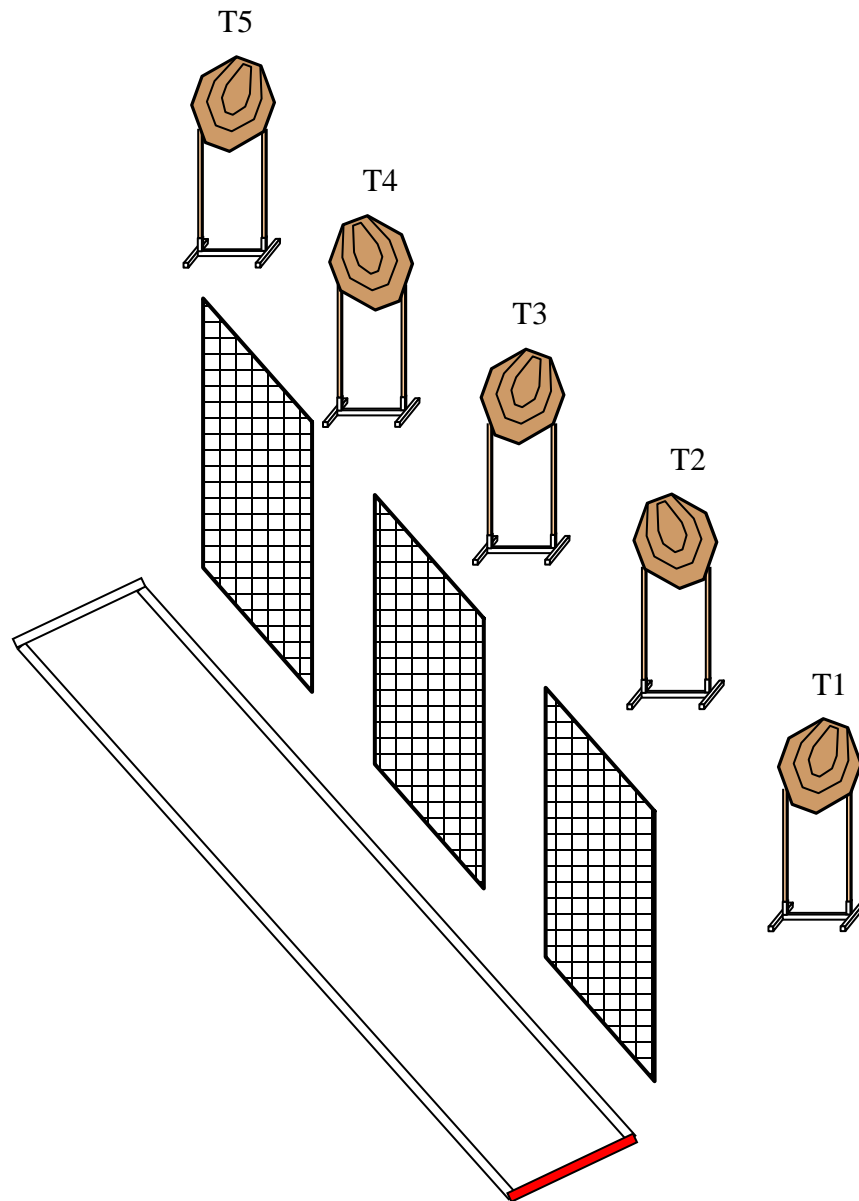
**START POSITION:** Standing with toes touching **RED** mark, wrists above shoulders. Gun loaded and holstered. PCC start is gun loaded, safety on. Pointing down range. Butt of gun touching belt.

### STAGE PROCEDURE

At signal, engage all targets as they become visible from within the shooting area.

### SCORING

**SCORING:** Comstock, 15 rounds, 75 points  
**TARGETS:** 5 IPSC  
**SCORED HITS:** Best 3 per IPSC  
**START-STOP:** Audible-Last Shot



**Stage 3**  
**(Pit 2)**



# 2021 Long Island Championship

## LIPSA

# Jessy's Girl

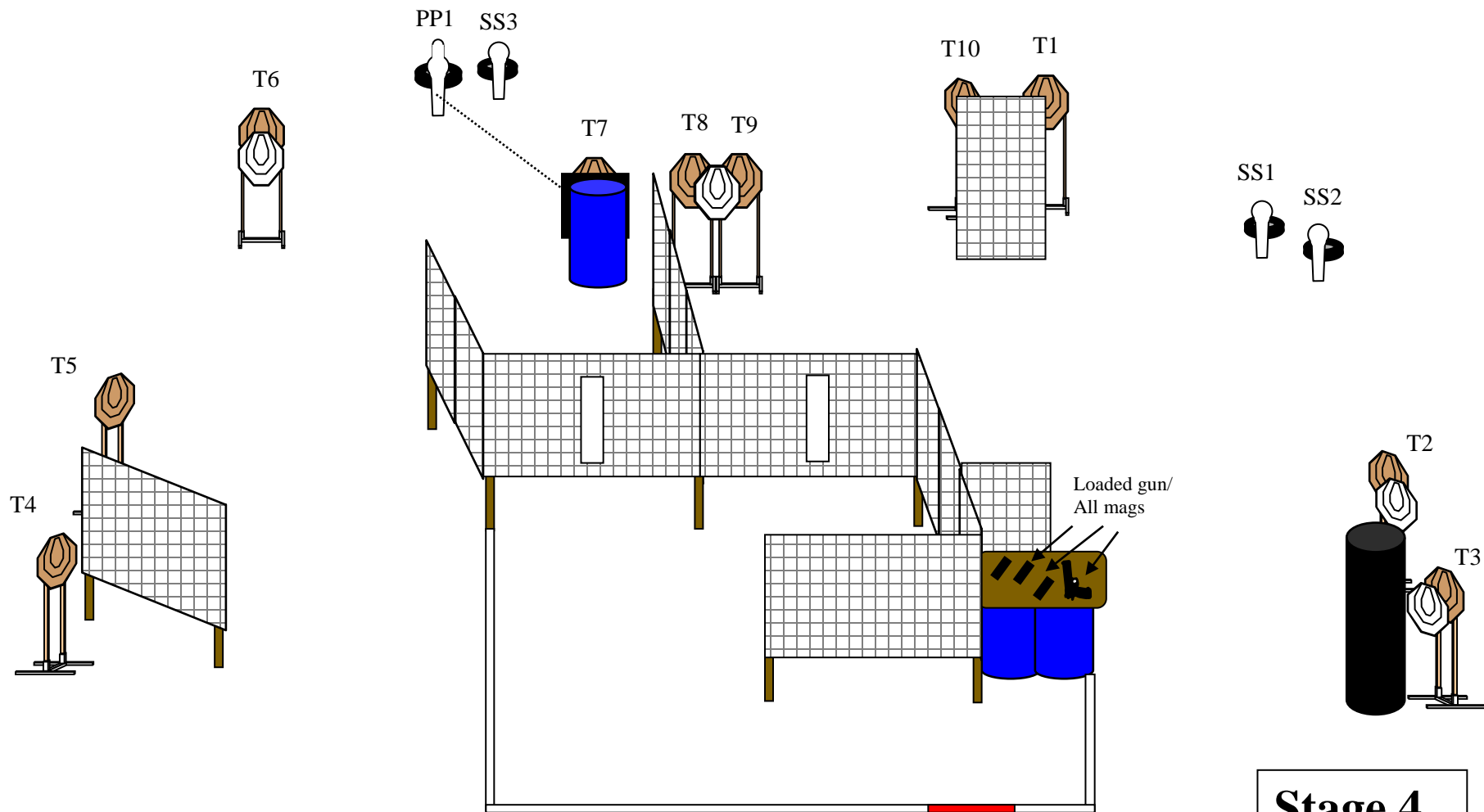
Special Thanks: Facebook, fullmetaljessy

**RULES:** Practical Shooting Handbook, Latest Edition **Course Designer: Michael Linsalata**

**START POSITION:** Standing with heels touching **RED** mark, wrists below belt. Unloaded gun and all mags on table.

**STAGE PROCEDURE**  
At signal, pick up and load gun with mag from table. Then engage all targets and steel as they become visible from the shooting area. **PP1 activates T7 (Bobber). T7 must be activated before being engaged.**

**SCORING**  
**SCORING:** Comstock, 24 rounds, 120 points  
**TARGETS:** 10 IPSC, 4 steel  
**SCORED HITS:** Best 2 per IPSC, Steel Down = 1A  
**START-STOP:** Audible-Last Shot



**Stage 4**  
**(Pit 3)**



# 2021 Long Island Championship

**LIPSA**

## A Bridge Too Far

**RULES:** Practical Shooting Handbook, Latest Edition **Course Designer: Rick Esposito**

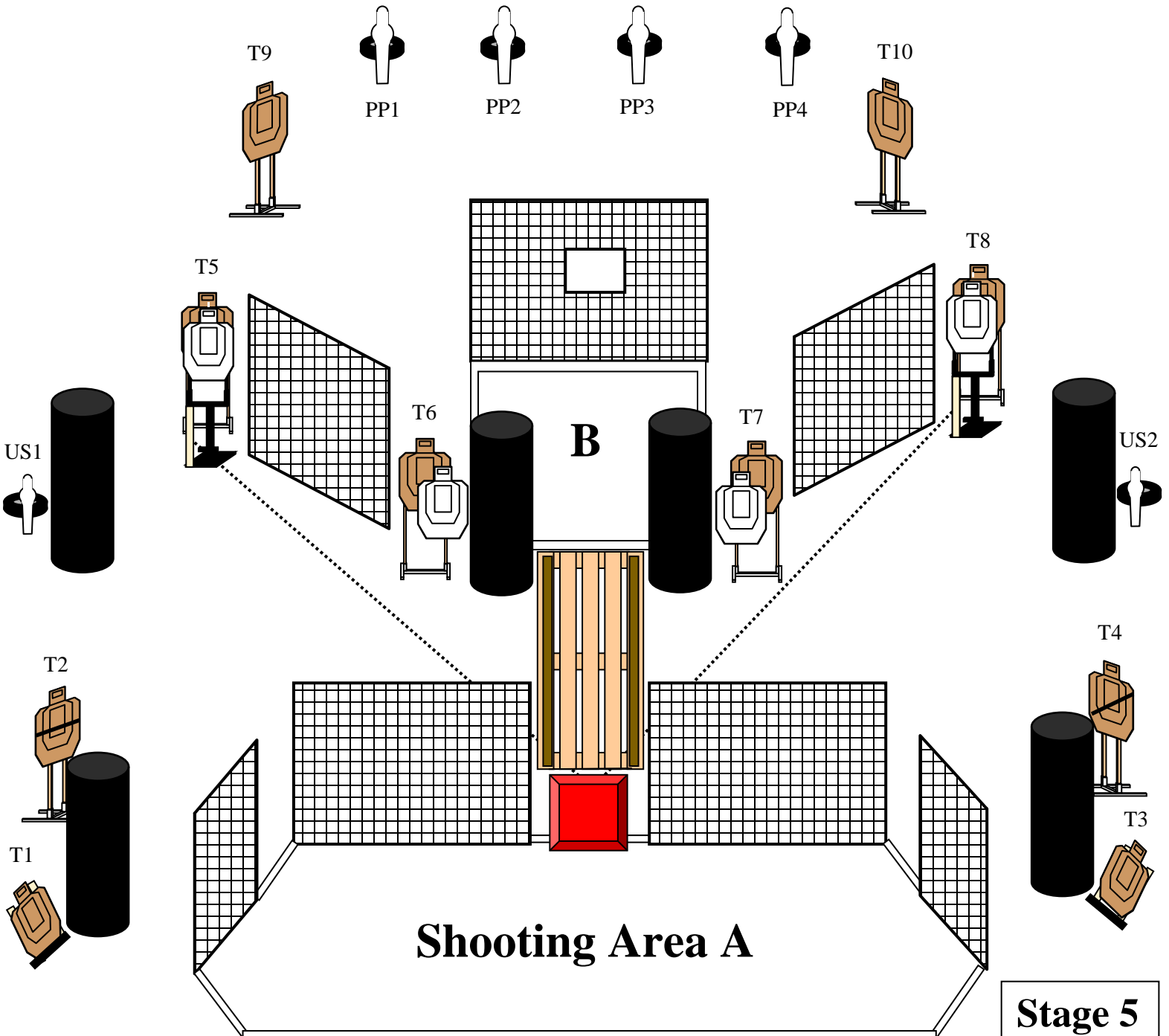
**START POSITION:** Standing anywhere in Shooting Area A, wrists below belt. Gun loaded and holstered. PCC start is gun loaded, safety on. Pointing down range. Butt of gun touching belt.

### STAGE PROCEDURE

At signal, engage all targets and steel as they become visible from the two shooting areas. Pressure Plate activates no shoots in front of T6 and T7 (Out & Backs). They must be activated before being engaged. The bridge and the Pressure Plate are **NOT** part of the shooting area..

### SCORING

**SCORING:** Comstock, 26 rounds, 130 points  
**TARGETS:** 10 USPSA, 6 steel  
**SCORED HITS:** Best 2 per USPSA, Steel Down = 1A  
**START-STOP:** Audible-Last Shot



**Stage 5**  
(Pit 4)

# 2021 Long Island Championship



**LIPSA**

## Back Blast

**RULES:** Practical Shooting Handbook, Latest Edition **Course Designer:** Michael Linsalata

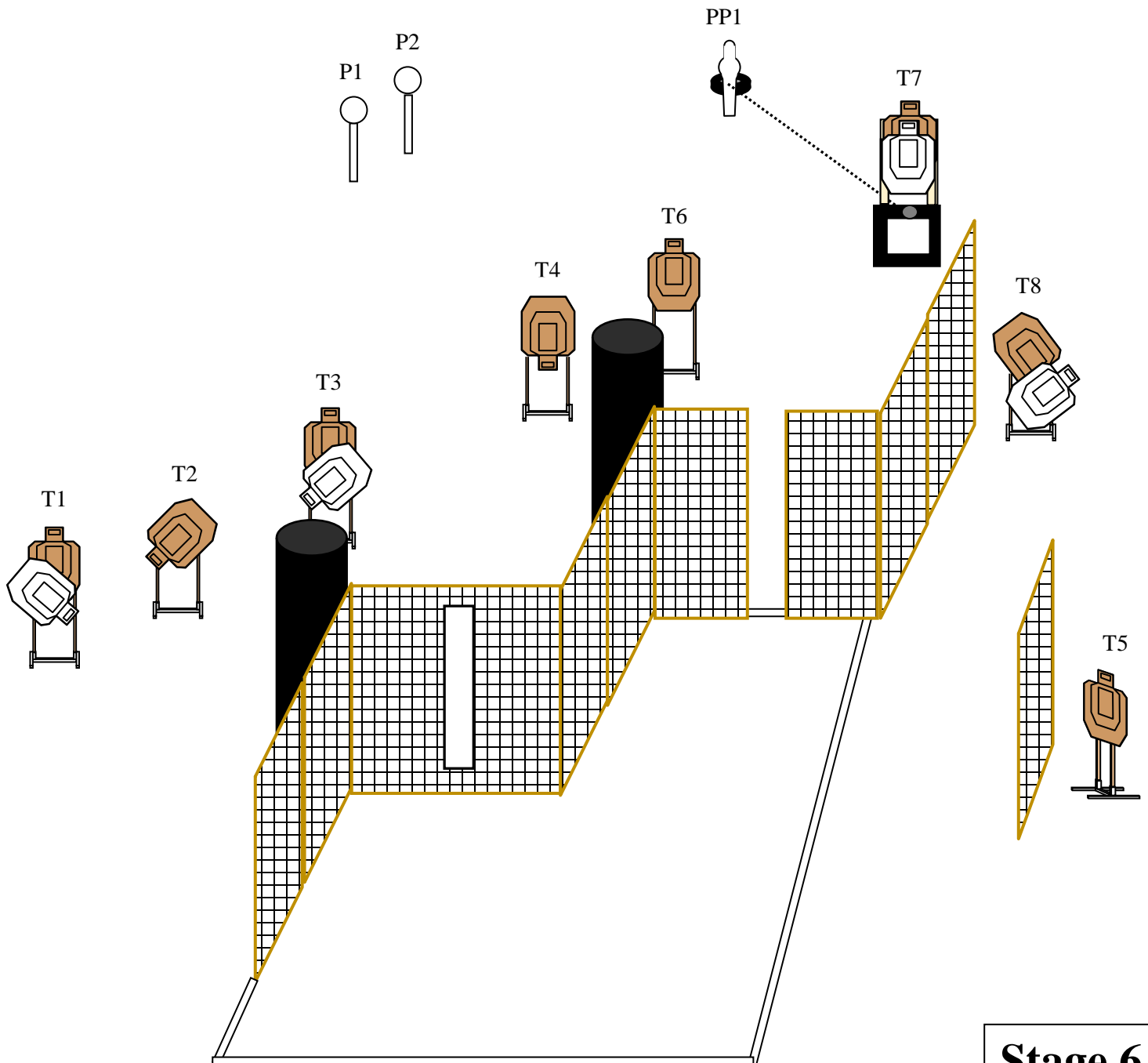
**START POSITION:** Standing anywhere in shooting area. Wrists below belt. Gun loaded and holstered.  
PCC start is gun loaded. Safety on. Muzzle pointed down range. Butt touching belt.

### STAGE PROCEDURE

At signal, engage all targets and steel as they become visible from within the fault lines. **PP1 activates no-shoot in front of T7 (Max Trap). It must be activated before engaging T7.**

### SCORING

**SCORING:** Comstock, 19 rounds, 95 points  
**TARGETS:** 8 USPSA, 3 steel  
**SCORED HITS:** Best 2 per USPSA, Steel Down= 1A  
**START-STOP:** Audible-Last Shot



**Stage 6**  
**(Pit 5)**

# 2021 Long Island Championship



**LIPSA**

## No Way Back

**RULES:** Practical Shooting Handbook, Latest Edition **Course Designer: Michael Linsalata**

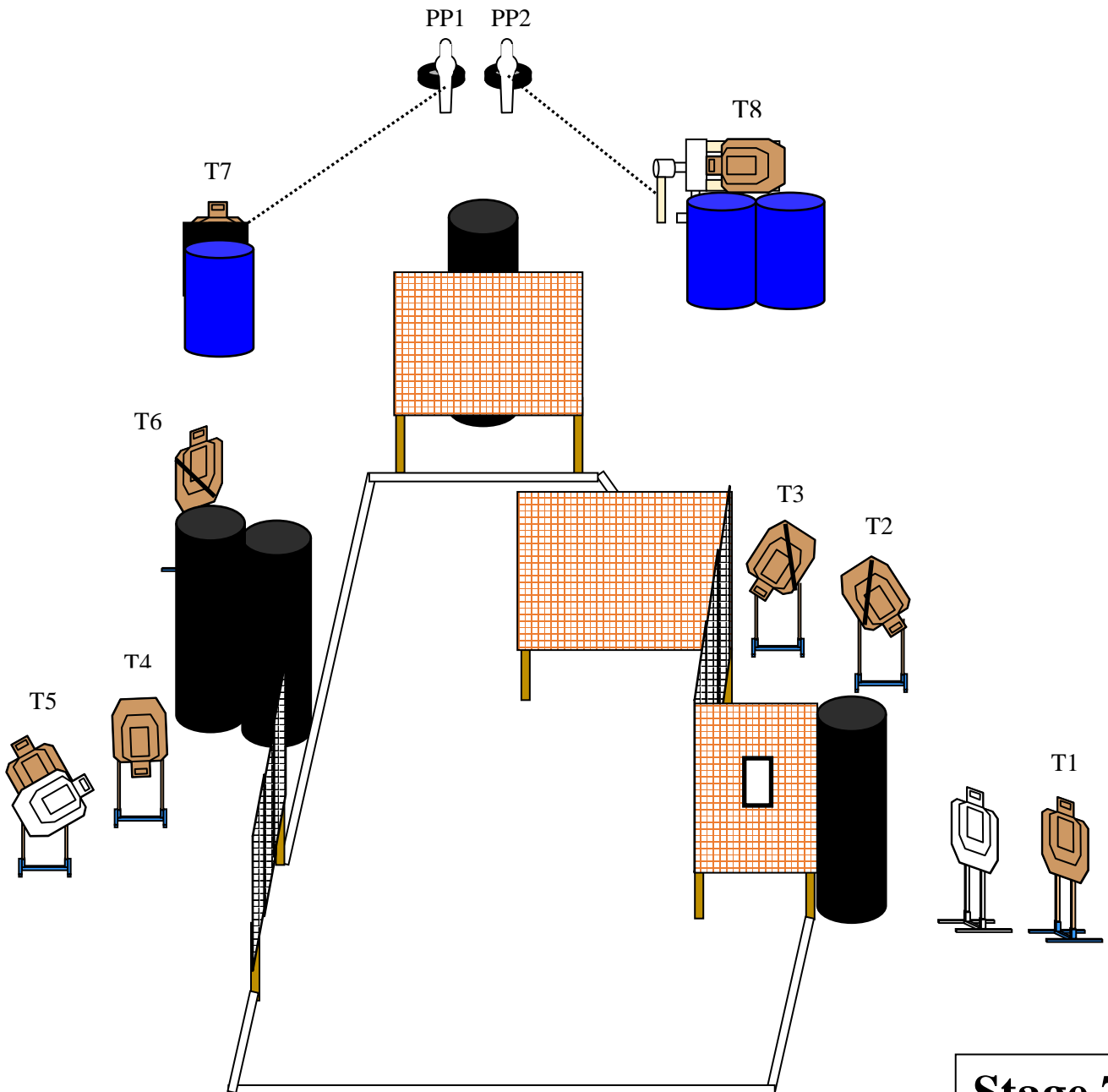
**START POSITION:** Standing anywhere in shooting area, wrists below belt. Gun loaded and holstered. PCC start is gun loaded. Safety on. Muzzle pointed down range. Butt touching belt.

### STAGE PROCEDURE

At signal, engage all targets and steel as they become visible from within the fault lines. **PP1** activates **T7 (Bobber)**. **PP2** activates **T8 (Swinger)**. **Both must be activated before engaging.**

### SCORING

**SCORING:** Comstock, 18 rounds, 90 points  
**TARGETS:** 8 USPSA, 2 PP  
**SCORED HITS:** Best 2 per USPSA, steel down = 1A  
**START-STOP:** Audible-Last Shot



**Stage 7**  
**(Pit 6)**



# 2021 Long Island Championship



**LIPSA**

## Not 2 Friendly

**RULES:** Practical Shooting Handbook, Latest Edition **Course Designer:** Michael Linsalata

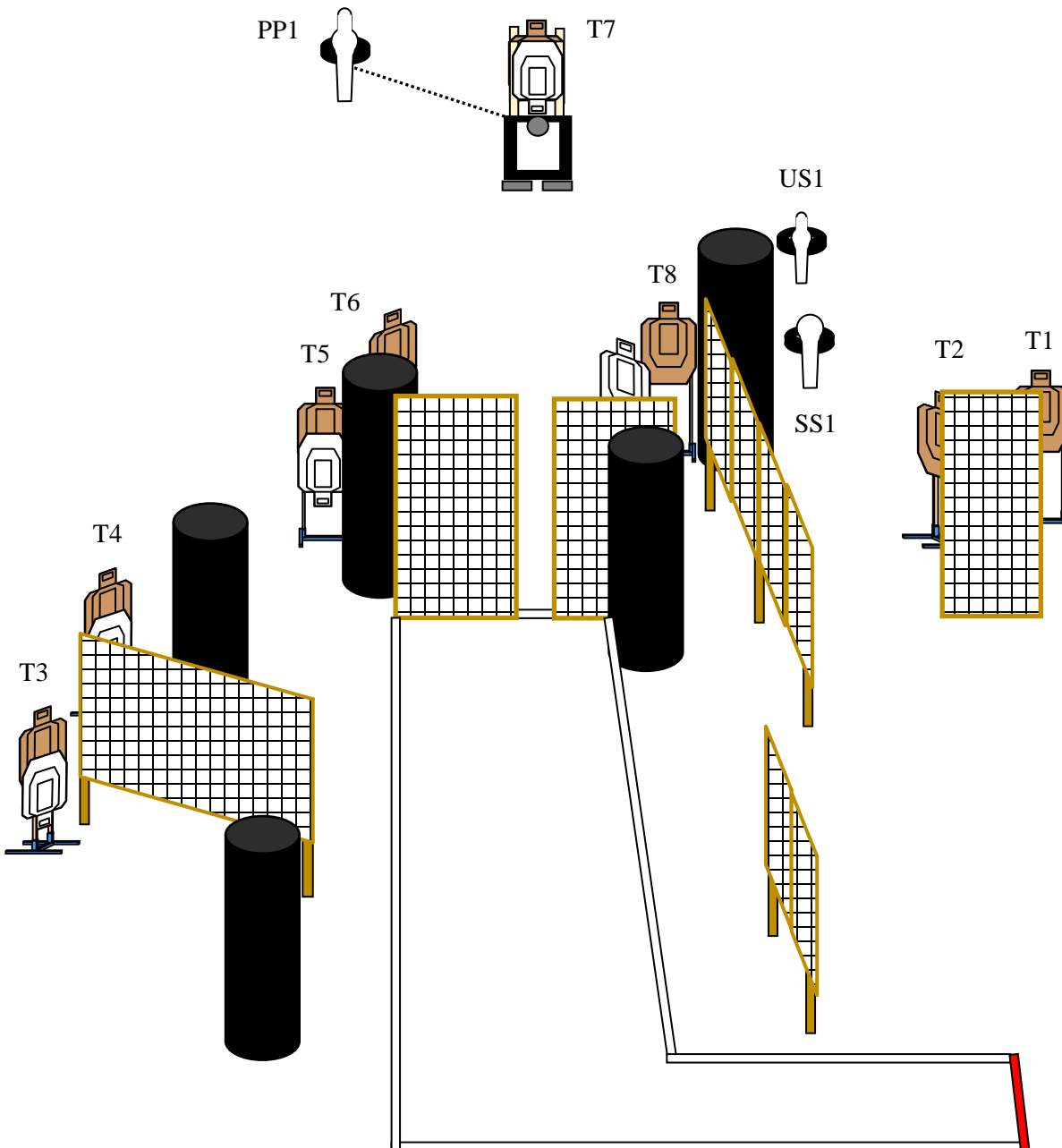
**START POSITION:** Standing with left foot touching **RED** mark, right foot outside of shooting area, wrists below belt. Gun loaded and holstered. PCC start is gun loaded. Safety on. Muzzle pointed down range. Butt of gun touching belt.

### STAGE PROCEDURE

At signal, engage all targets and steel as they become visible from within the fault lines. **PP1 activates no shoot in front of T7 (Max Trap).** It must be activated before engaging T7.

### SCORING

**SCORING:** Comstock, 19 rounds, 95 points  
**TARGETS:** 8 USPSA, 3 steel  
**SCORED HITS:** Best 2 per USPSA, Steel Down = 1A  
**START-STOP:** Audible-Last Shot



**Stage 8**  
**(Pit 7)**

# 2021 Long Island Championship



**LIPSA**

**Sweet 16**

**RULES:** Practical Shooting Handbook, Latest Edition **Course Designer:** Michael Linsalata

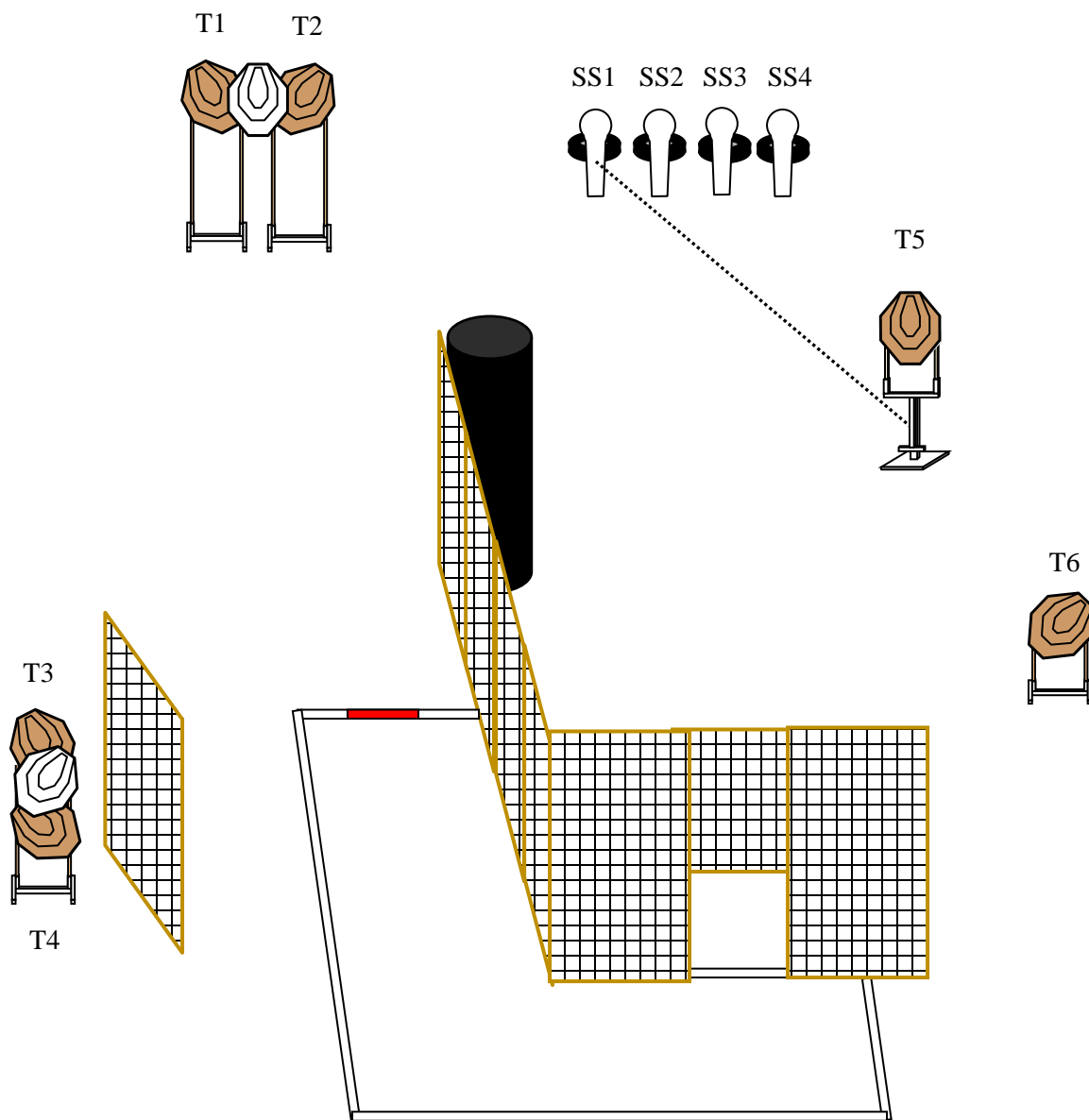
**START POSITION:** Standing with toes touching **RED** mark, wrists above shoulders. Gun loaded and holstered. PCC start is gun loaded, safety on. Pointing down range. Butt of gun touching belt.

### STAGE PROCEDURE

At signal, engage all targets and steel as they become visible from within the fault lines. **SS1 activates T5. (Disappearing target). T5 must be activated before being engaged. There are no penalties for missing.**

### SCORING

**SCORING:** Comstock, 16 rounds, 80 points  
**TARGETS:** 6 IPSC, 4 steel  
**SCORED HITS:** Best 2 per IPSC, Steel Down = 1A  
**START-STOP:** Audible-Last Shot



**Stage 9**  
**(Pit 8)**



# 2021 Long Island Championship

**LIPSA**

## Strong Plates and a Turtle

**RULES:** Practical Shooting Handbook, Latest Edition **Course Designer: Jeff Paulsen**

**START POSITION:** Standing in Box A, wrists above shoulders. Unloaded gun and all mags on table. PCC has same start position.

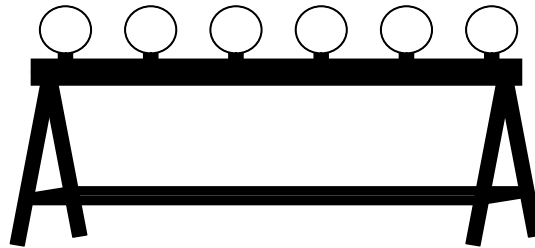
### STAGE PROCEDURE

At signal, pick up and load gun with mag from table. Then engage P 1-6 and T1 **STRONG HAND ONLY** as they become visible from within Box A.

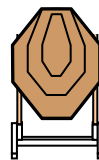
### SCORING

**SCORING:** Comstock, 7 rounds, 35 points  
**TARGETS:** 1 IPSC, 6 plates  
**SCORED HITS:** Best 1 per IPSC, steel Down = 1A  
**START-STOP:** Audible-Last Shot

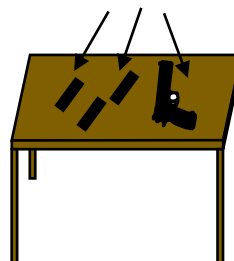
P 1-6



T1



Unloaded gun  
and all mags



A

**Stage 10**  
(Pit 9)



# 2021 Long Island Championship

**LIPSA**

## Rapid Fire

**RULES:** Practical Shooting Handbook, Latest Edition **Course Designer: Jeff Paulsen**

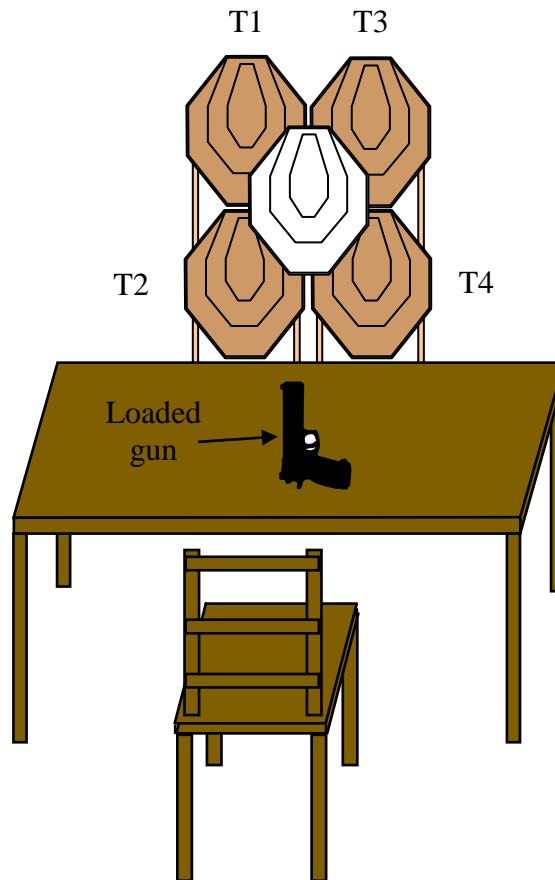
**START POSITION:** Sitting in chair with both hands on knees. Loaded gun placed on table. PCC has same start position.

### STAGE PROCEDURE

At signal, pick up loaded gun from table. Then engage T1-T4 with 2 rounds each.

### SCORING

**SCORING:** Comstock, 8 rounds, 40 points  
**TARGETS:** 4 IPSC  
**SCORED HITS:** Best 2 per IPSC  
**START-STOP:** Audible-Last Shot



**Stage 11**  
**(Pit 9)**

# 2021 Long Island Championship



**LIPSA**

## Hay Is 4 Horses

**Special Thanks:** GTUL, Maryland

**RULES:** Practical Shooting Handbook, Latest Edition **Course Designer:** Michael Linsalata

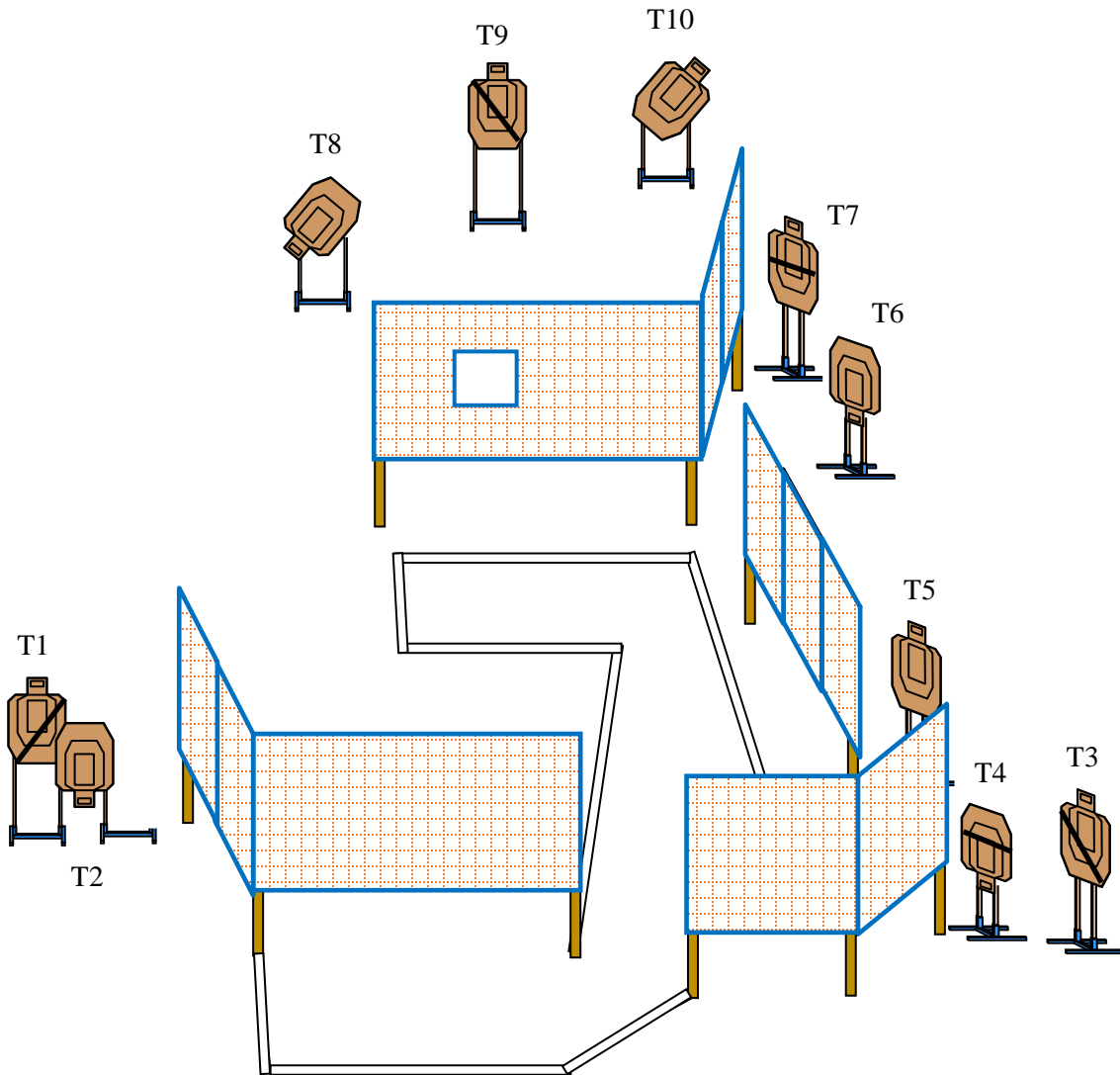
**START POSITION:** Standing anywhere in shooting area, wrists below belt. Gun loaded and holstered.  
PCC start is gun loaded. Safety on. Muzzle pointed down range. Butt of gun touching belt.

### STAGE PROCEDURE

At signal, engage all targets as they become visible from within the fault lines.

### SCORING

**SCORING:** Comstock, 20 rounds, 100 points  
**TARGETS:** 10 USPSA  
**SCORED HITS:** Best 2 per USPSA  
**START-STOP:** Audible-Last Shot



**Stage 12**  
**(Pit 10)**