



LIPSA

Spring Blast 2021

Stage 1- Bruno's Run.....20 rounds

Stage 2- Horizons30 rounds

Stage 3- Re-Connect.....22 rounds

Stage 4- Heroes On A Half Shell.....23 rounds

Stage 5- Powerball.26 rounds

Stage 6- A Formal Affair.....25 rounds

Stage 7- Cross Training11 rounds

Stage 8- You Just Got Byrned.....8 rounds

Stage 9- Bong Hits.....8 rounds

Stage 10- Trapped.....16 rounds

Total- 189 rounds

Spring Blast 2021



LIPSA

Bruno's Run

RULES: Practical Shooting Handbook, Latest Edition **Course Designer:** Michael Linsalata

START POSITION: Standing with feet straddling **RED** fault line. Wrists below belt. Gun **UNLOADED** and holstered. PCC start is gun **UNLOADED**. Muzzle pointed down range. Butt of gun touching belt.

STAGE PROCEDURE

At signal, enter shooting area, then engage all targets and steel as they become visible.

Special Thanks: Anthony Bruno, Infinity

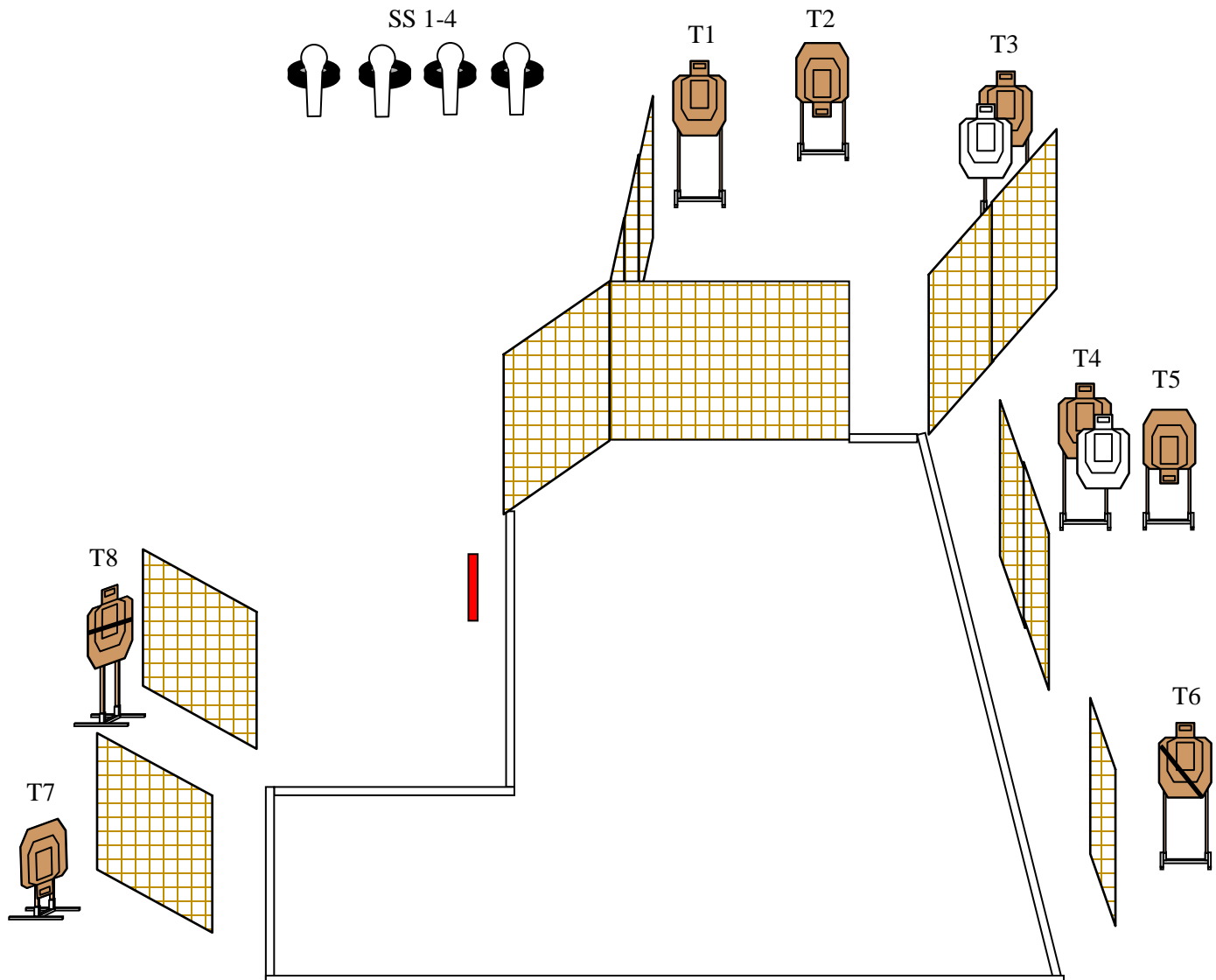
SCORING

SCORING: Comstock, 20 rounds, 100 points

TARGETS: 8 USPSA, 4 steel

SCORED HITS: Best 2 per USPSA, Steel Down = 1A

START-STOP: Audible-Last Shot



Stage 1
(Pit 1)



Spring Blast 2021

LIPSA

Horizons

Special Thanks:

RULES: Practical Shooting Handbook, Latest Edition **Course Designer: Michael Linsalata**

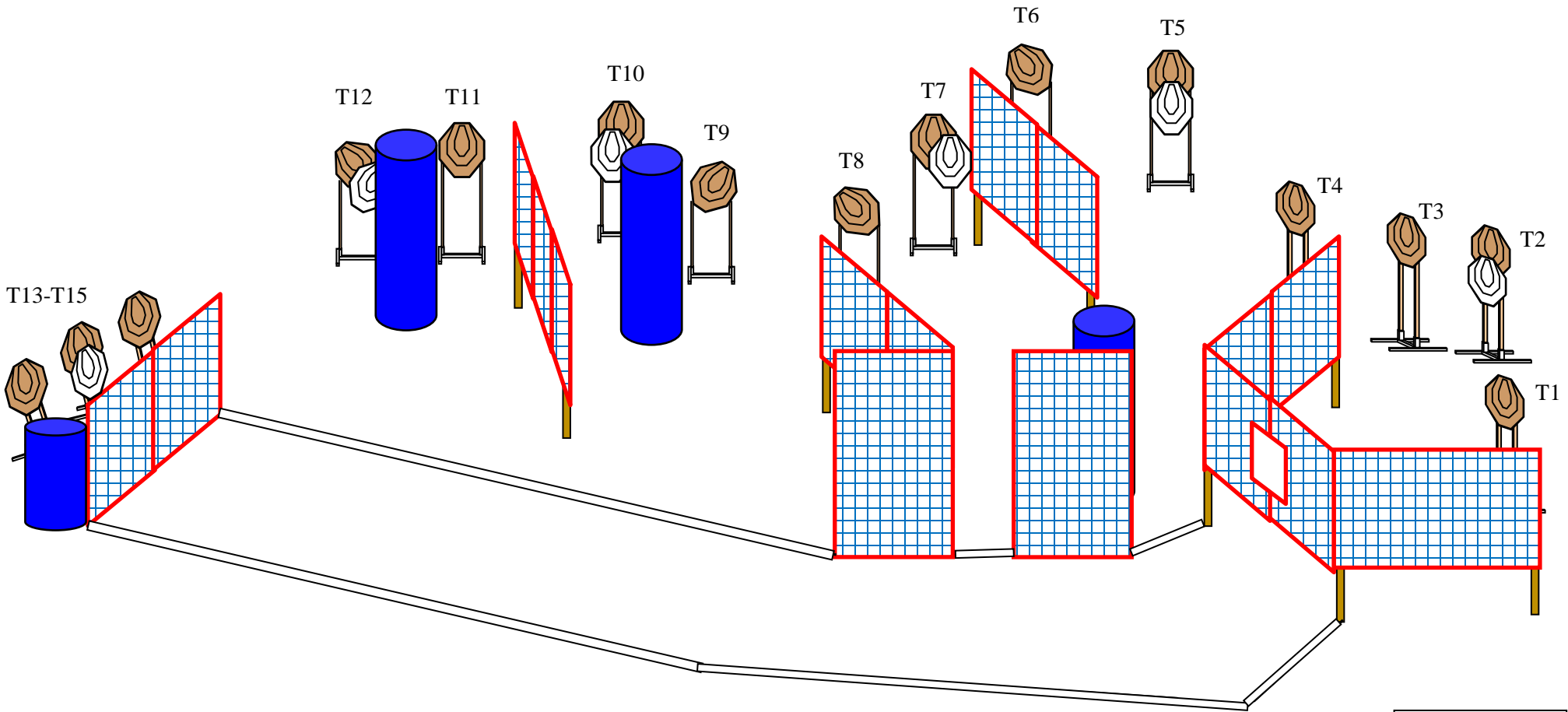
START POSITION: Standing anywhere in shooting area, wrists below belt. Gun loaded and holstered. PCC start is gun loaded. Safety on. Muzzle pointed down range. Butt of gun touching belt.

STAGE PROCEDURE

At signal, engage T1-T12 as they become visible from within the fault lines. **T13-T15 must be engaged WEAK HAND ONLY. PCC IS WEAK SHOULDER AND WEAK HAND ONLY!**

SCORING

SCORING: Comstock, 30 rounds, 150 points
TARGETS: 15 IPSC
SCORED HITS: Best 2 per IPSC
START-STOP: Audible-Last Shot



Stage 2
(Pit 2)

Spring Blast 2021



LIPSA

Re-Connect

Special Thanks: R J Connect

RULES: Practical Shooting Handbook, Latest Edition **Course Designer: Michael Linsalata**

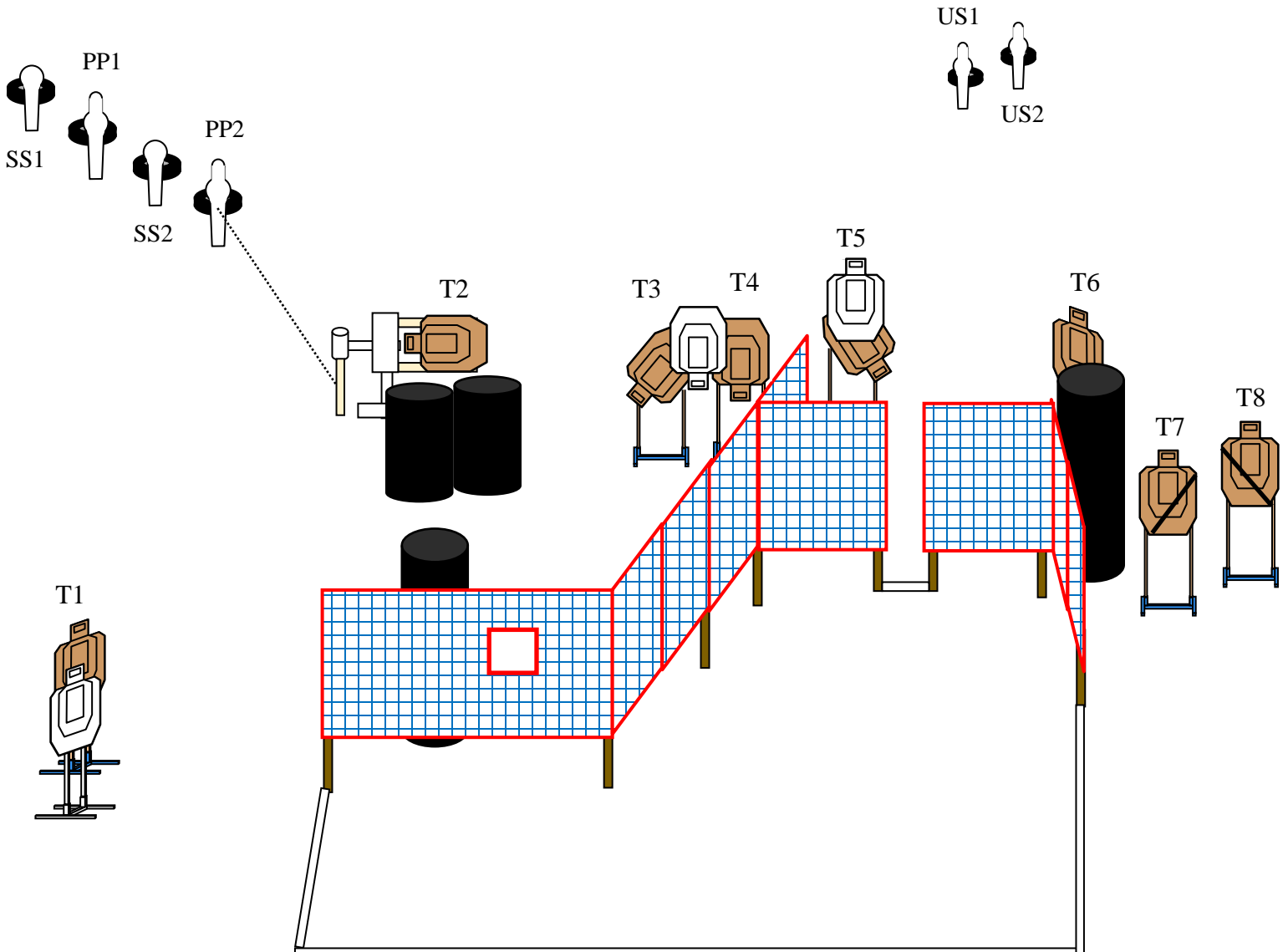
START POSITION: Standing anywhere in shooting area, wrists below belt. Gun loaded and holstered. PCC start is gun loaded. Safety on. Muzzle pointed down range. Butt touching belt.

STAGE PROCEDURE

At signal, engage all targets and steel as they become visible from within the fault lines. **PP2** activates **T2**. **T2** must be activated before being engaged.

SCORING

SCORING: Comstock, 22 rounds, 110 points
TARGETS: 8 USPSA, 6 steel
SCORED HITS: Best 2 per USPSA, Steel Down = 1A
START-STOP: Audible-Last Shot



Stage 3
(Pit 3)



Spring Blast 2021

LIPSA

Heroes on a Half Shell

RULES: Practical Shooting Handbook, Latest Edition **Course Designer:** Michael Linsalata

START POSITION: Standing anywhere in shooting area, wrists below belt. Gun loaded and holstered.
PCC start is gun loaded, safety on. Pointing down range. Butt of gun touching belt.

STAGE PROCEDURE

At signal, engage all targets and steel as they become visible from within the shooting area.

PP1 activates T8 and T9. They must be activated before engaged.

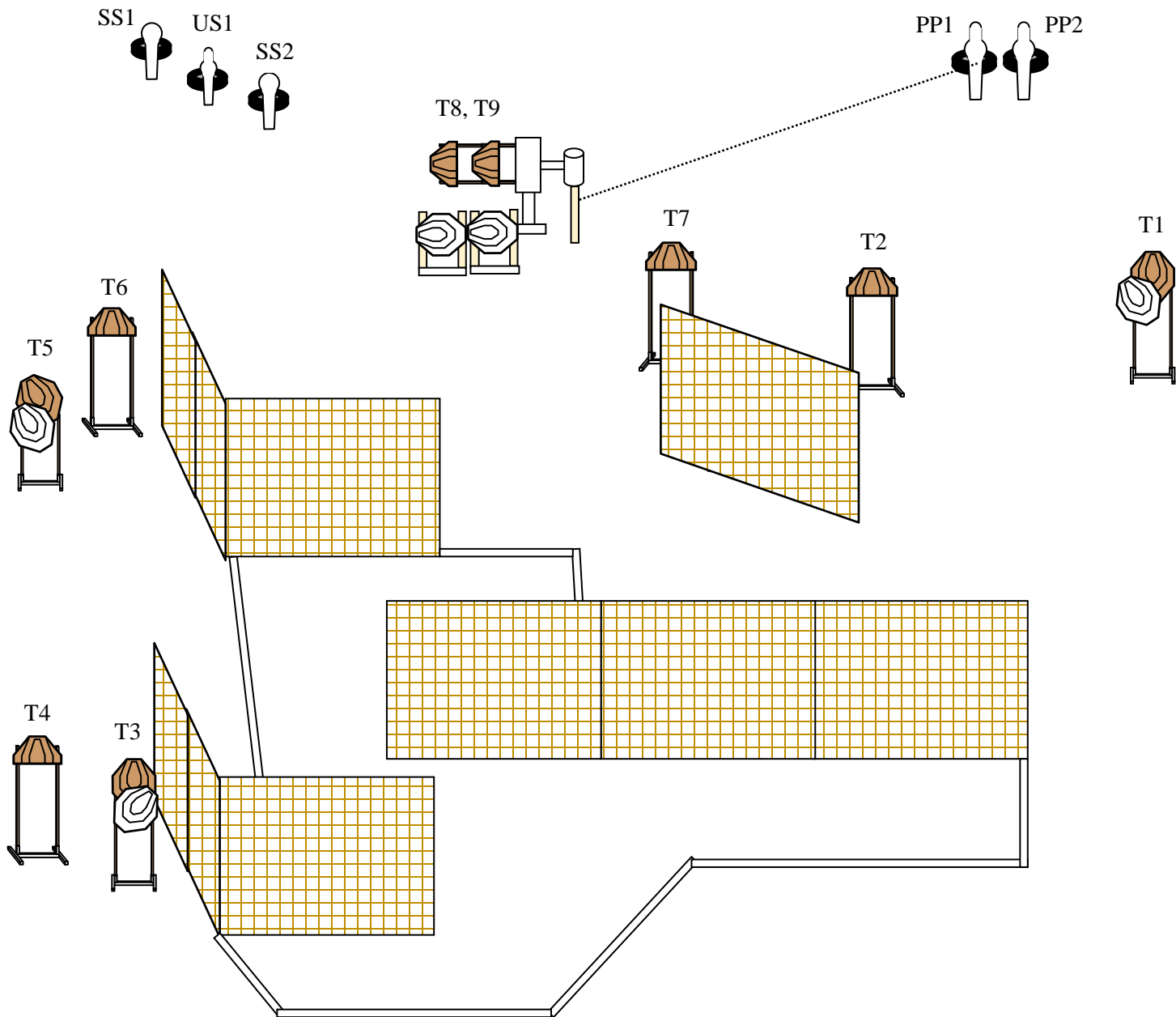
SCORING

SCORING: Comstock, 23 rounds, 115 points

TARGETS: 9 IPSC, 5 steel

SCORED HITS: Best 2 per IPSC, Steel Down = 1A

START-STOP: Audible-Last Shot



Stage 4
(Pit 4)

Spring Blast 2021



LIPSA

Powerball

RULES: Practical Shooting Handbook, Latest Edition **Course Designer:** Rick Esposito

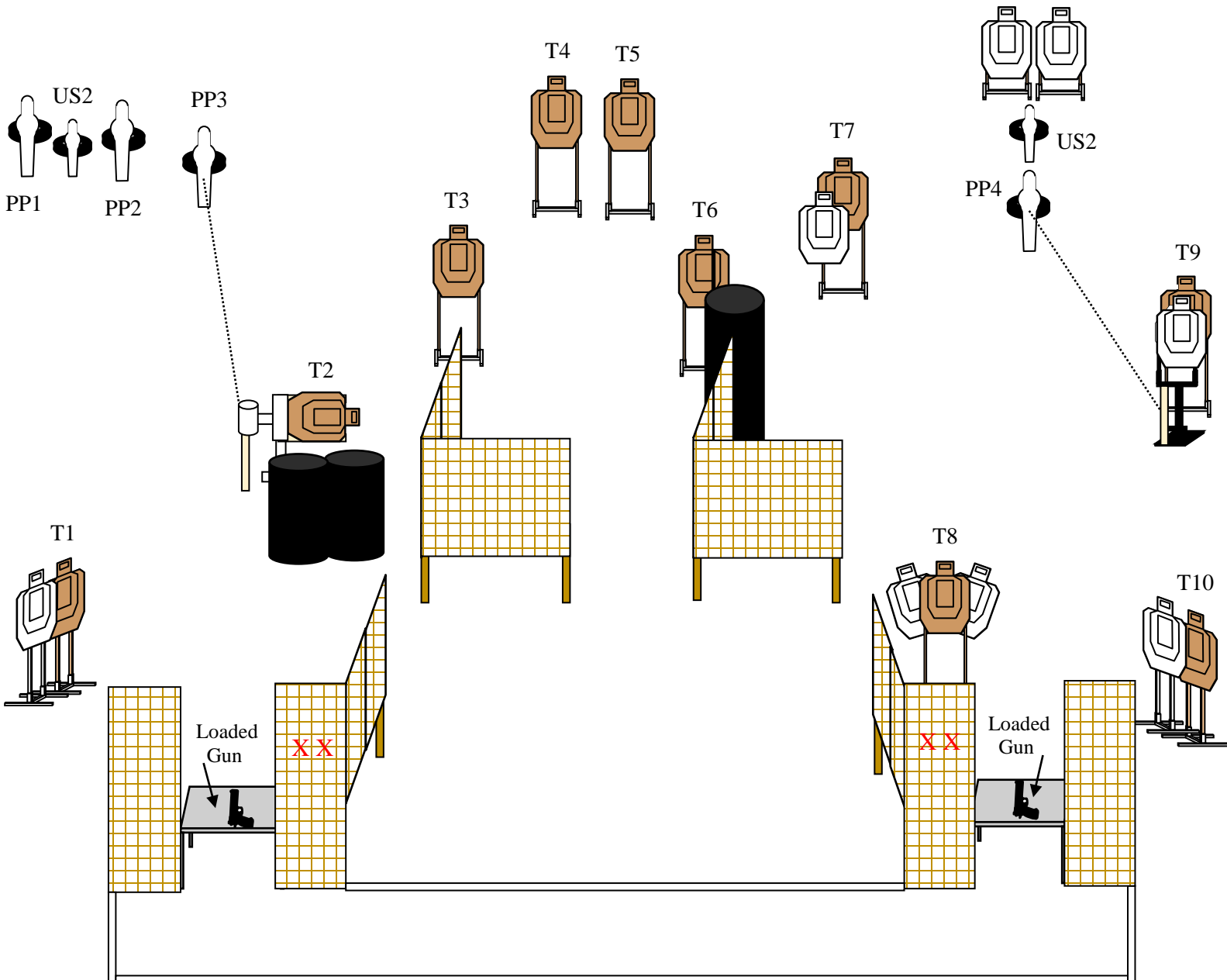
START POSITION: Standing with hands flat on X's on either side. Loaded gun placed on either table.
PCC has same start position.

STAGE PROCEDURE

At signal, engage all targets and steel as they become visible from the shooting area. **PP3 activates T2. PP4 activates no shoot in front of T9. Both must be activated before engaging.**

SCORING

SCORING: Comstock, 26 rounds, 130 points
TARGETS: 10 USPSA, 6 steel
SCORED HITS: Best 2 per USPSA, Steel Down = 1A
START-STOP: Audible-Last Shot



Stage 5
(Pit 5)



Spring Blast 2021

LIPSA

A Formal Affair

RULES: Practical Shooting Handbook, Latest Edition **Course Designer: Rob Dugre**

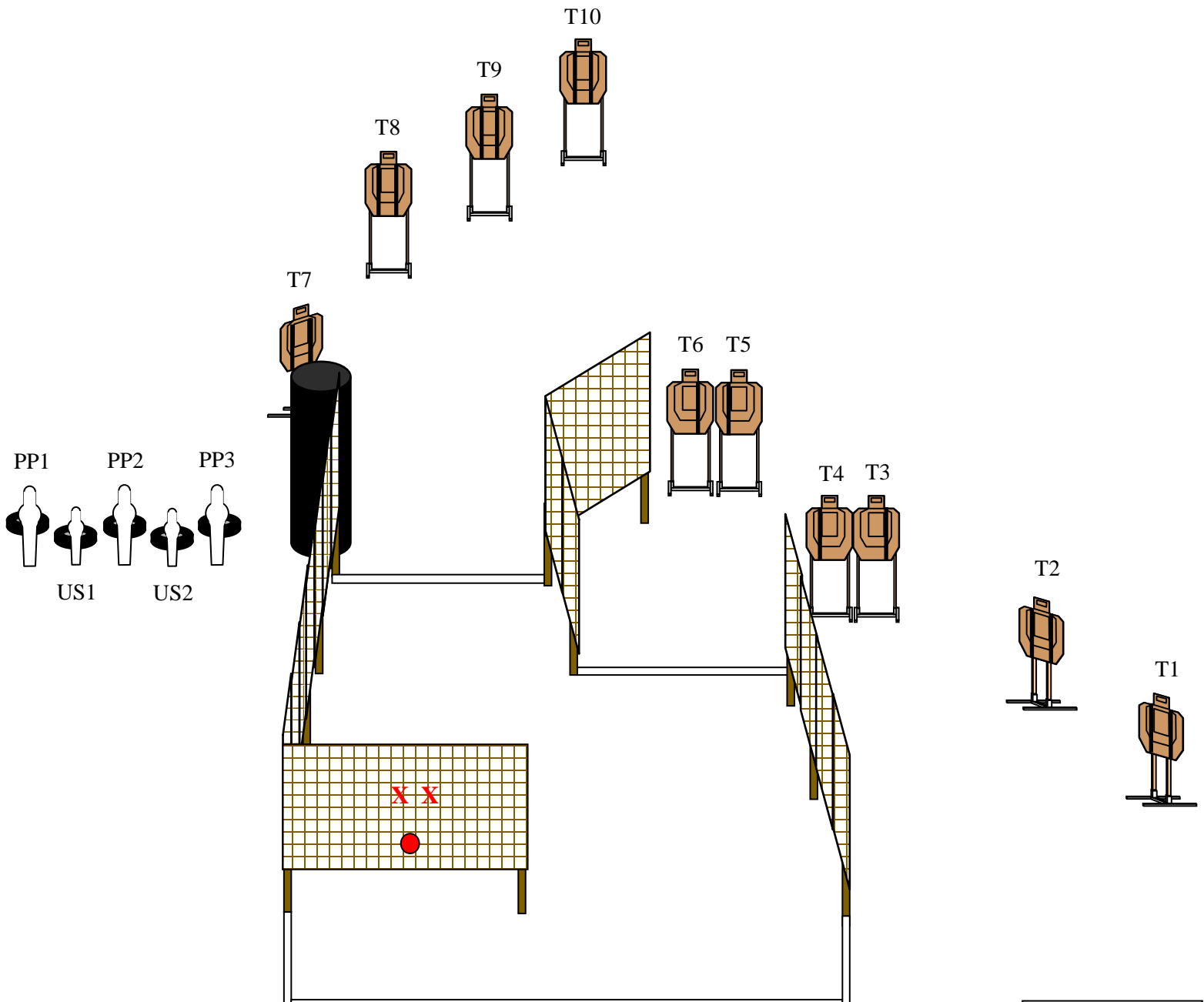
START POSITION: Standing with hands flat on X's. Gun loaded and holstered. PCC start is gun loaded. Safety on. Muzzle touching mark on wall.

STAGE PROCEDURE

At signal, engage all targets and steel as they become visible from within the fault lines.

SCORING

SCORING: Comstock, 25 rounds, 125 points
TARGETS: 10 USPSA, 5 steel
SCORED HITS: Best 2 per USPSA, Steel Down = 1A
START-STOP: Audible-Last Shot



Stage 6
(Pit 6)



Spring Blast 2021

LIPSA

Cross Training

RULES: Practical Shooting Handbook, Latest Edition **Course Designer:** Michael Linsalata

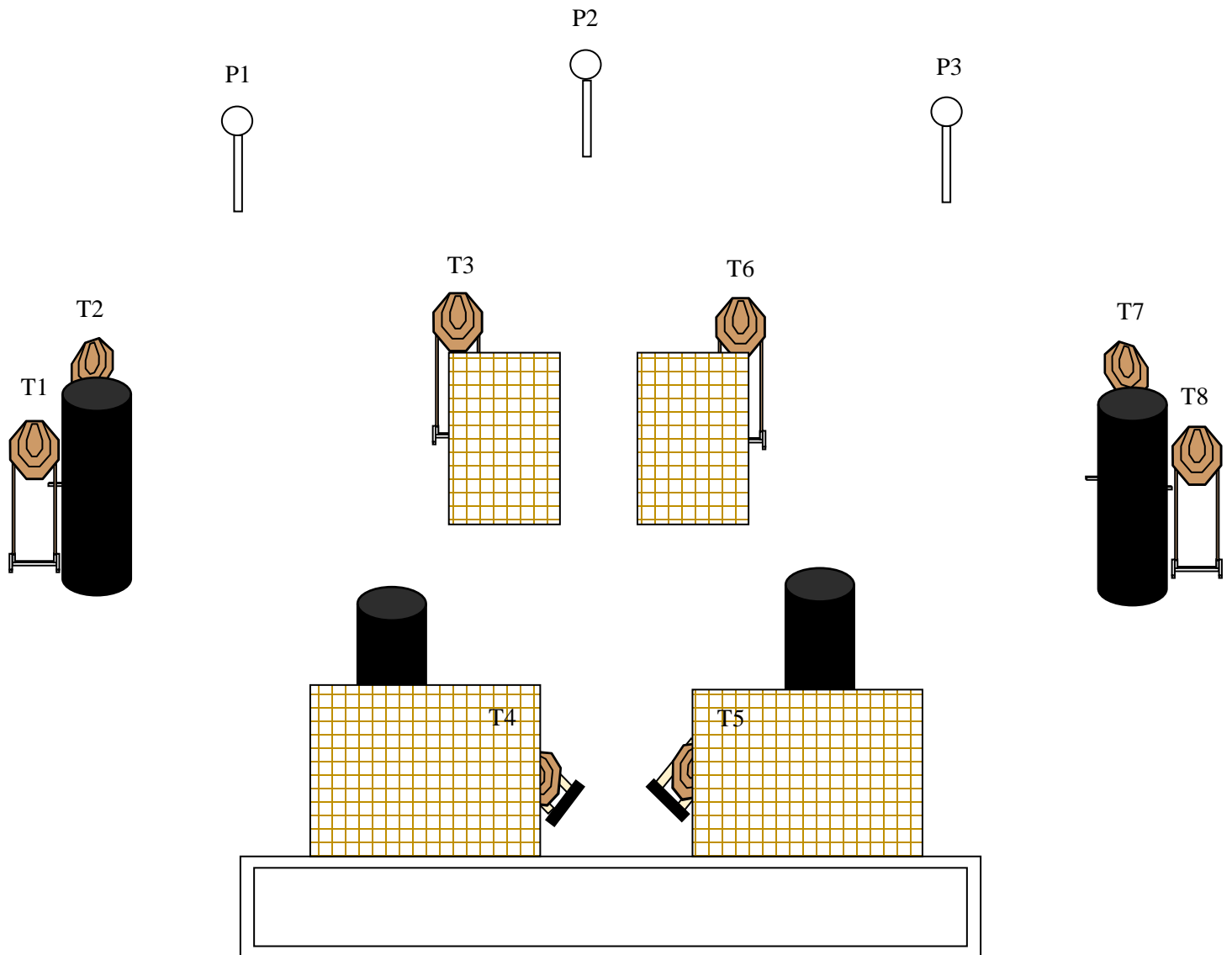
START POSITION: Standing anywhere in shooting area, wrists below belt. Gun loaded and holstered.
PCC start is gun loaded, safety on. Pointing down range. Butt of gun touching belt.

STAGE PROCEDURE

At signal, engage all targets and steel as they become visible from the shooting area.

SCORING

SCORING: Comstock, 11 rounds, 55 points
TARGETS: 8 IPSC, 3 plates
SCORED HITS: Best 1 per IPSC, Steel Down = 1A
START-STOP: Audible-Last Shot



Stage 7
(Pit 7)



Spring Blast 2021

LIPSA

You Just Got Byrned

RULES: Practical Shooting Handbook, Latest Edition **Course Designer: Jim Byrne**

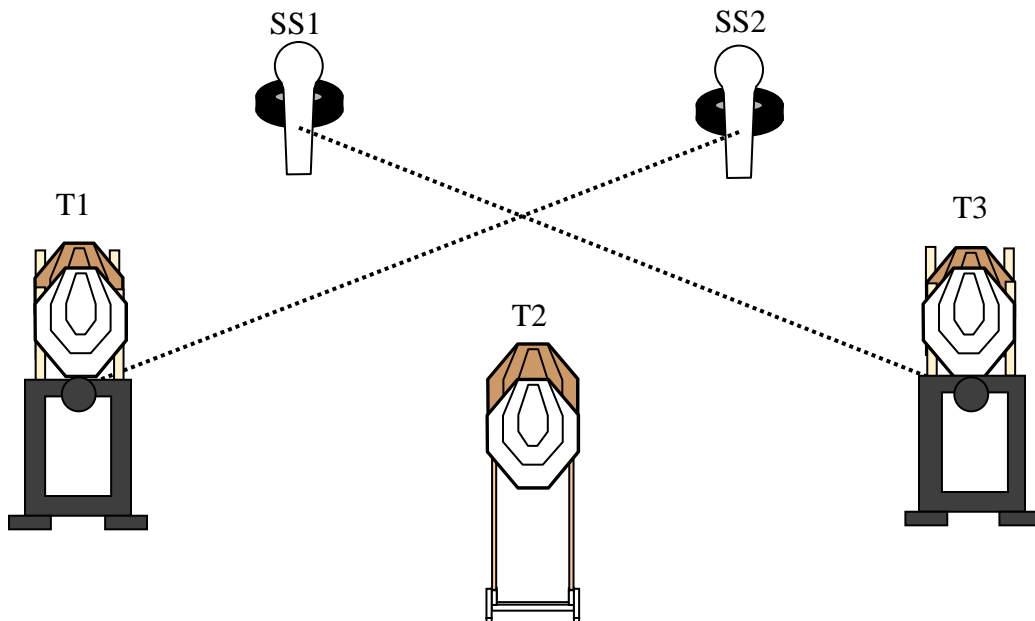
START POSITION: Standing anywhere outside of Box A, wrists below belt. Gun loaded and holstered. PCC start is gun loaded, safety on. Pointing down range. Butt of gun touching belt.

STAGE PROCEDURE


At signal, step into Box A and engage all targets and steel. **SS1 activates no shoot in front of T3.**
SS2 activates no shoot in front of T1. Both must be activated before being engaged.

SCORING

SCORING: Comstock, 8 rounds, 40 points
TARGETS: 3 IPSC, 2 steel
SCORED HITS: Best 2 per IPSC, Steel Down = 1A
START-STOP: Audible-Last Shot



Loaded Gun



Stage 8
(Pit 8)



Spring Blast 2021

LIPSA

Bong Hits

RULES: Practical Shooting Handbook, Latest Edition **Course Designer: Jeff Paulsen**

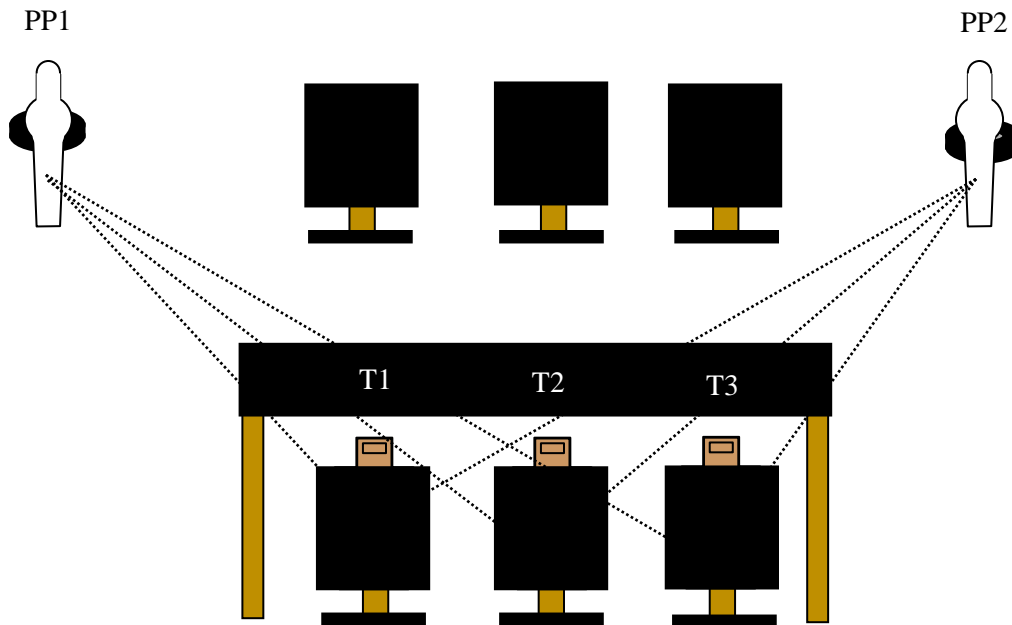
START POSITION: Standing in Box A, wrists below belt. Gun loaded and holstered. PCC start is gun loaded, safety on. Pointing down range. Butt of gun touching belt.

STAGE PROCEDURE

At signal, engage all targets and steel as they become visible from Box A. **Both PP1 and PP2 activate T1-T3. T1-T3 must be activated before being engaged.**

SCORING

SCORING: Comstock, 8 rounds, 40 points
TARGETS: 3 USPSA, 2 steel
SCORED HITS: Best 2 per USPSA, Steel Down = 1A
START-STOP: Audible-Last Shot



Stage 9
(Pit 9)

Spring Blast 2021



LIPSA

Trapped

RULES: Practical Shooting Handbook, Latest Edition **Course Designer:** Michael Linsalata

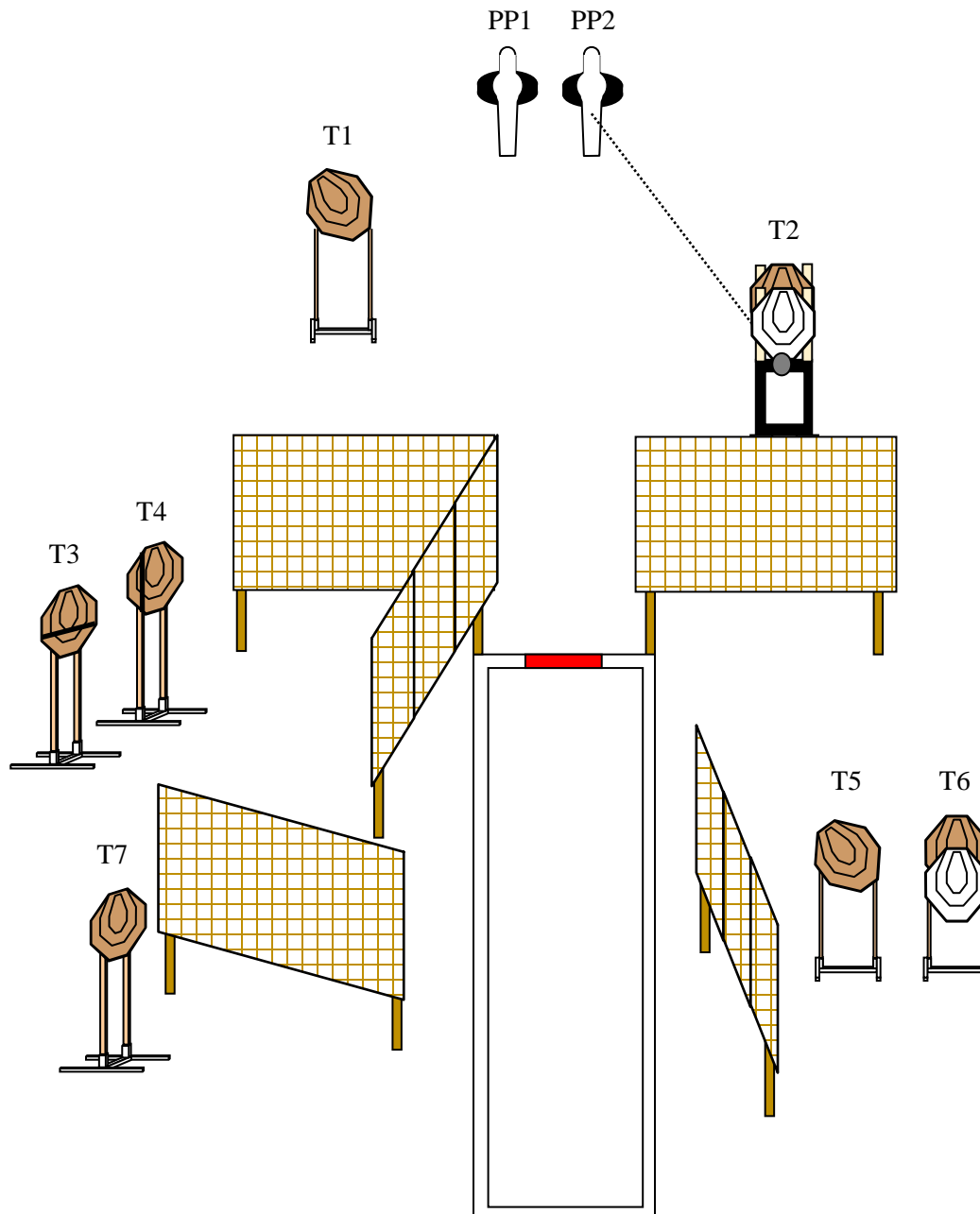
START POSITION: Standing with toes touching **RED** mark, wrists above shoulders. Gun loaded and holstered. PCC start is gun loaded, safety on. Pointing down range. Butt of gun touching belt.

STAGE PROCEDURE

At signal, engage all targets and steel as they become visible from within the fault lines. **PP2** activates no shoot in front of T2. It must be activated before engaging T2.

SCORING

SCORING: Comstock, 16 rounds, 80 points
TARGETS: 7 IPSC, 2 steel
SCORED HITS: Best 2 per IPSC, Steel Down = 1A
START-STOP: Audible-Last Shot



Stage 10
(Pit 10)