



LIPSA

Exit, Stage Right

Special Thanks:

RULES: Practical Shooting Handbook, Latest Edition **Course Designer: Michael Linsalata**

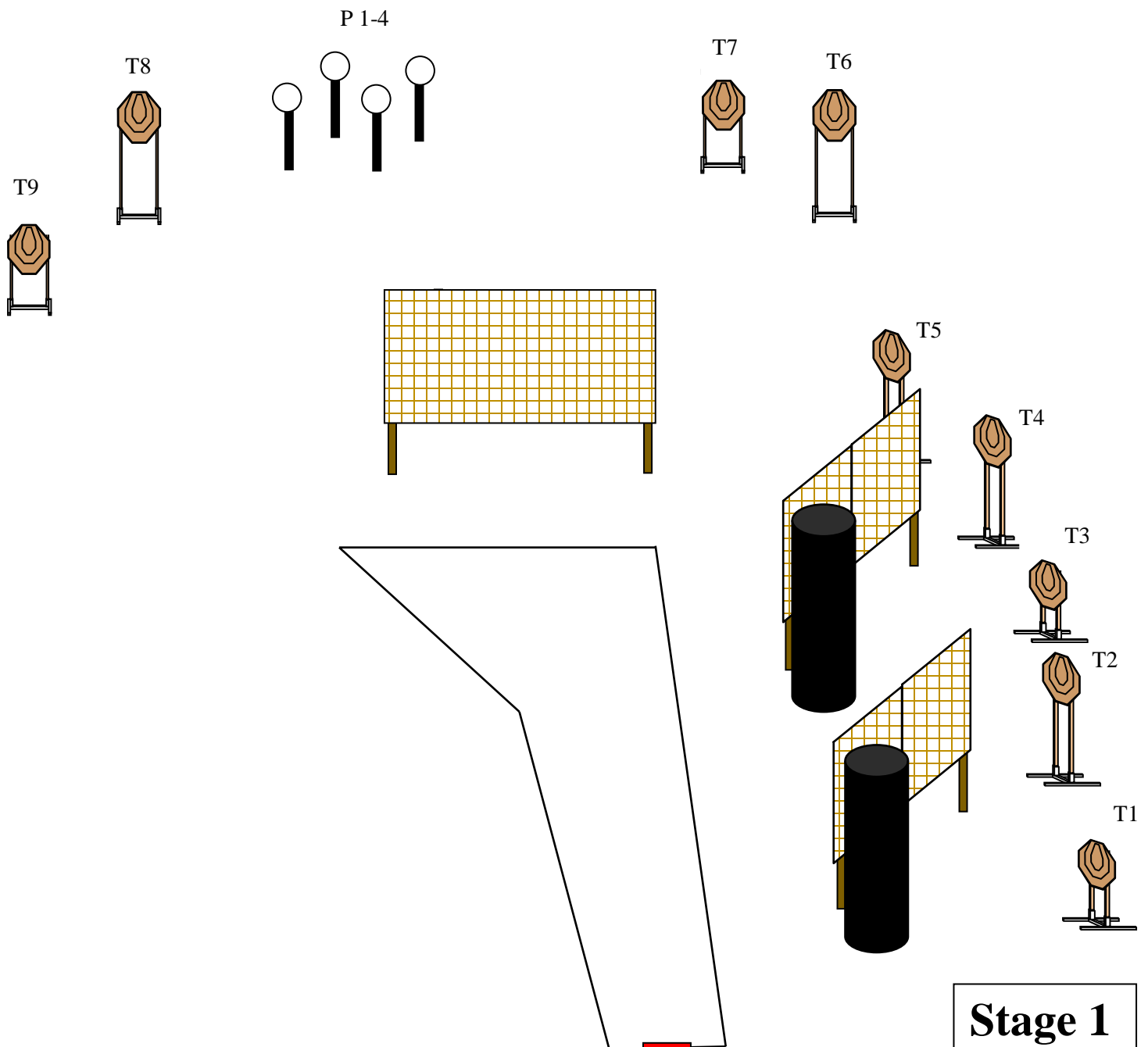
START POSITION: Standing with heels touching **RED** mark, wrists above shoulders. Gun loaded and holstered. PCC start is gun loaded, safety on. Pointing down range. Butt of gun touching belt.

STAGE PROCEDURE

At signal, engage all targets and steel as they become visible from within the shooting area.

SCORING

SCORING: Comstock, 22 rounds, 110 points
TARGETS: 9 IPSC, 4 steel
SCORED HITS: Best 2 per IPSC, Steel Down = 1A
START-STOP: Audible-Last Shot





LIPSA

Something Simple

Special Thanks: Nisa

RULES: Practical Shooting Handbook, Latest Edition **Course Designer: Michael Linsalata**


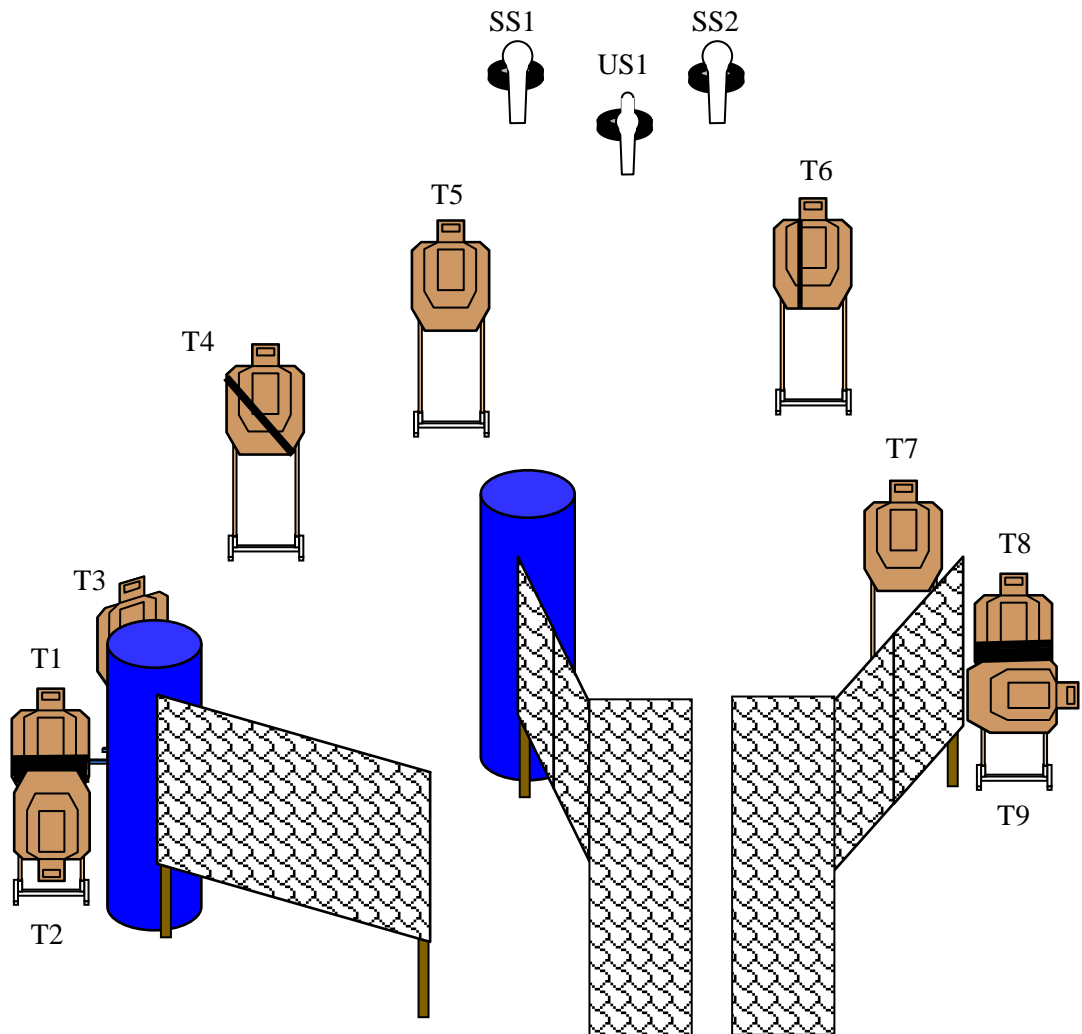
START POSITION: Standing anywhere in shooting area. Wrists below belt. Gun loaded and holstered. PCC start is gun loaded. Safety on. Pointed down range. Butt touching belt.

STAGE PROCEDURE

At signal, engage all targets and steel as they become visible from within the fault lines.

SCORING

SCORING: Comstock, 21 rounds, 105 points
TARGETS: 9 USPSA, 3 steel
SCORED HITS: Best 2 per USPSA, Steel Down = 1A
START-STOP: Audible-Last Shot





LIPSA

Mag-nificent

Special Thanks: Colonial

RULES: Practical Shooting Handbook, Latest Edition **Course Designer: Michael Linsalata**

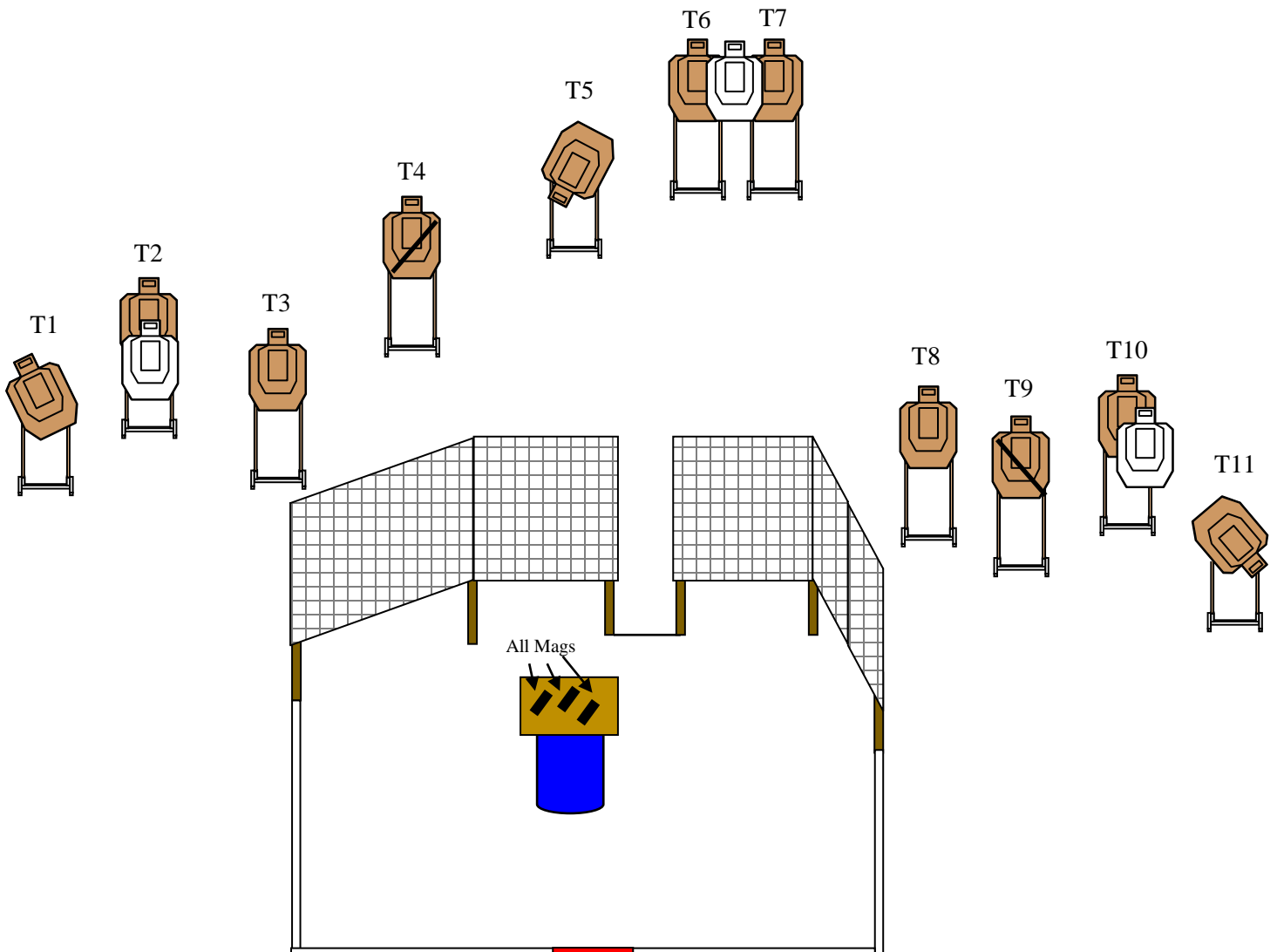
START POSITION: Standing with toes touching **RED** mark, wrists below belt. Gun holstered, but unloaded. PCC start is gun unloaded. Held in both hands with butt touching belt. All mags are placed on barrel.

STAGE PROCEDURE

At signal, load gun with mag from barrel. Then engage all targets as they become visible from within the fault lines. All reloads must come from barrel.

SCORING

SCORING: Comstock, 22 rounds, 110 points
TARGETS: 11 USPSA
SCORED HITS: Best 2 per USPSA, Steel Down = 1A
START-STOP: Audible-Last Shot





LIPSA

Racing Turtles

RULES: Practical Shooting Handbook, Latest Edition **Course Designer:** Michael Linsalata

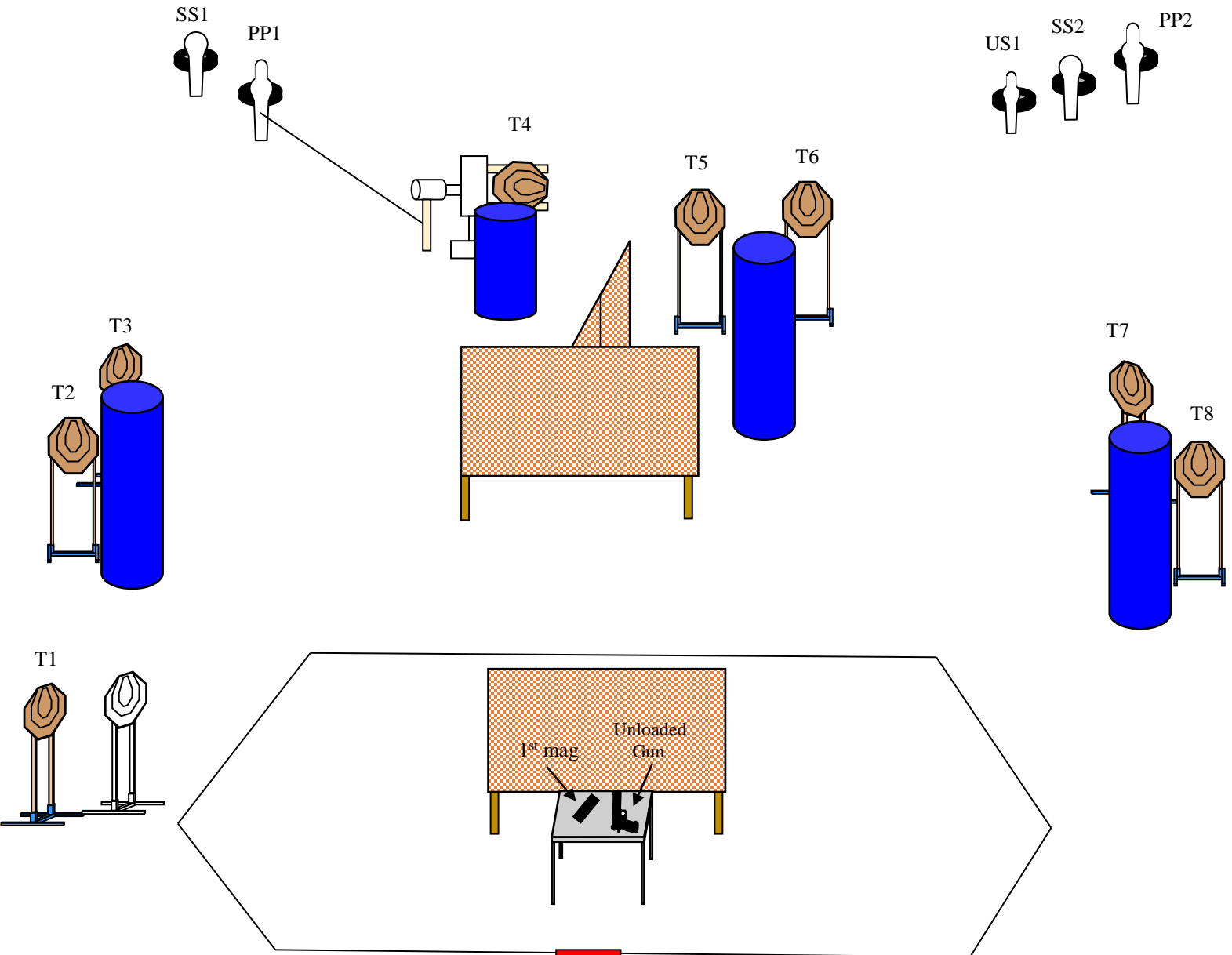
START POSITION: Standing with toes touching **RED** mark. Wrists below belt. Unloaded gun and first mag on table. PCC has same start position.

STAGE PROCEDURE

At signal, pick up and load gun with mag from table. Then engage all targets and steel as they become visible from the shooting area. (*PP3 activates T4. T4 is a swinging target. T4 has to be activated before being engaged*).

SCORING

SCORING: Comstock, 21 rounds, 105 points
TARGETS: 8 IPSC, 5 steel
SCORED HITS: Best 2 per IPSC, Steel Down= 1A
START-STOP: Audible-Last Shot





LIPSA

Bobber Orr

Special Thanks:

RULES: Practical Shooting Handbook, Latest Edition **Course Designer: Michael Linsalata**

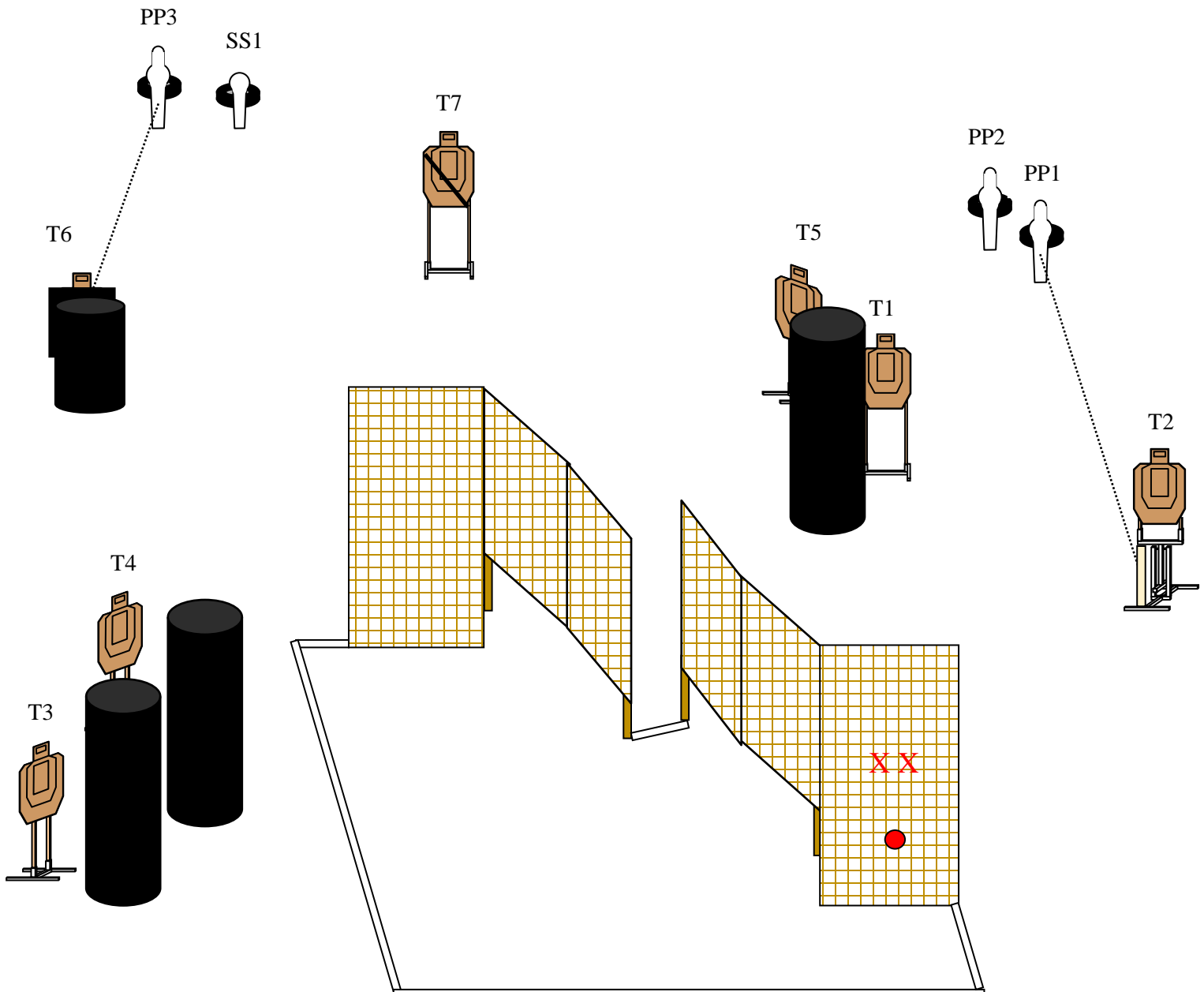
START POSITION: Standing with hands flat on X's. Gun loaded and holstered. PCC start is gun loaded, safety on. Muzzle touching mark on wall.

STAGE PROCEDURE

At signal, engage all targets and steel as they become visible from within the fault lines. **PP1** activates **T2**. **T2** is a disappearing target. **PP3** activates **T6**. Both must be activated before being engaged.

SCORING

SCORING: Comstock, 18 rounds, 90 points
TARGETS: 7 USPSA, 4 steel
SCORED HITS: Best 2 per USPSA, Steel Down = 1A
START-STOP: Audible-Last Shot



Stage 5



LIPSA

Twisty Turtles

Special Thanks:

RULES: Practical Shooting Handbook, Latest Edition **Course Designer: Michael Linsalata**

START POSITION: Standing anywhere in shooting area, wrists below belt. Gun loaded and holstered.
PCC start is gun loaded, safety on. Pointing down range. Butt of gun touching belt.

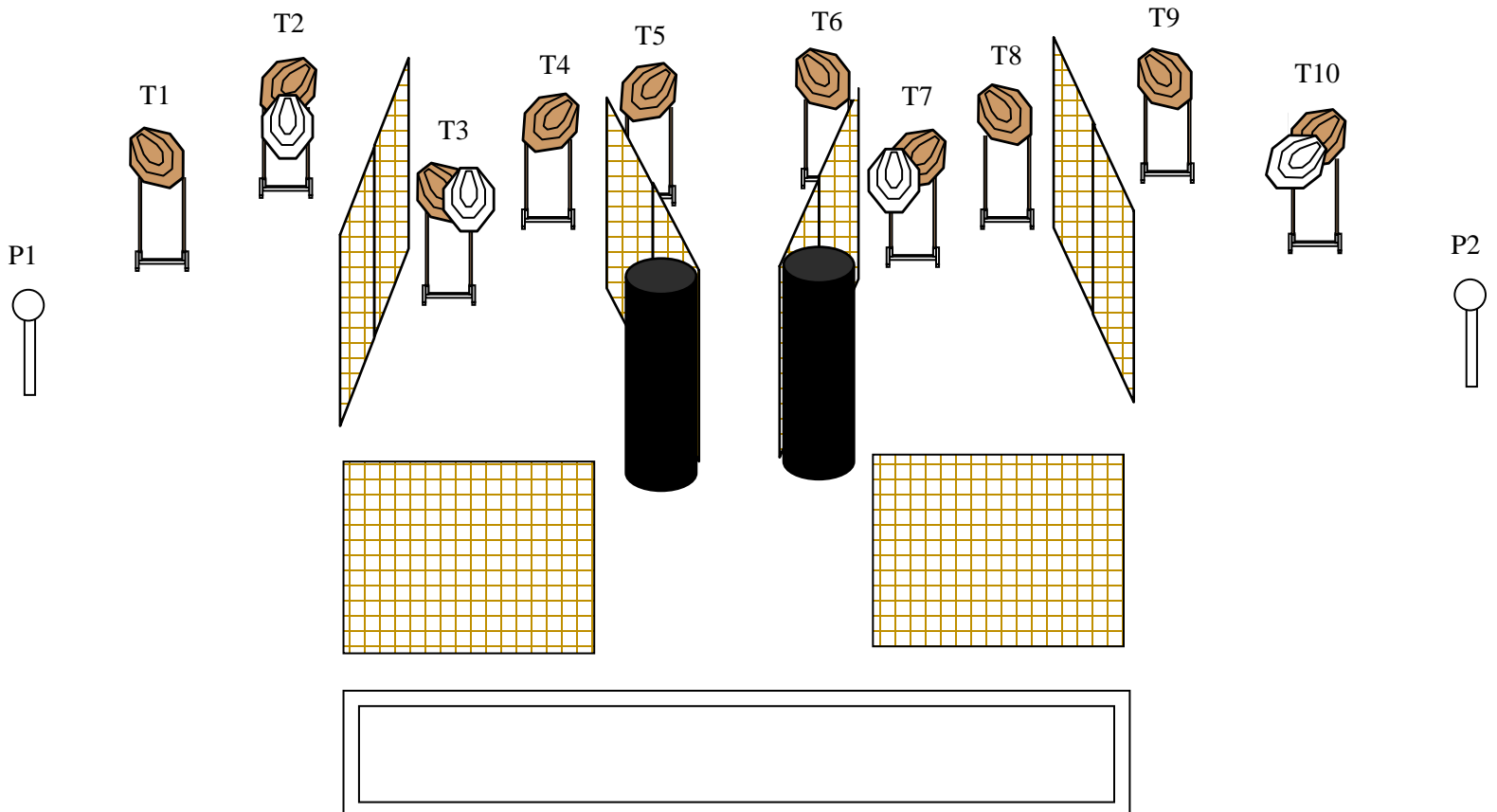
STAGE PROCEDURE

At signal, engage all targets and steel as they become visible from within the shooting area.

SCORING

SCORING: Comstock, 23 rounds, 115 points
TARGETS: 10 IPSC, 3 steel
SCORED HITS: Best 2 per IPSC, Steel Down = 1A
START-STOP: Audible-Last Shot

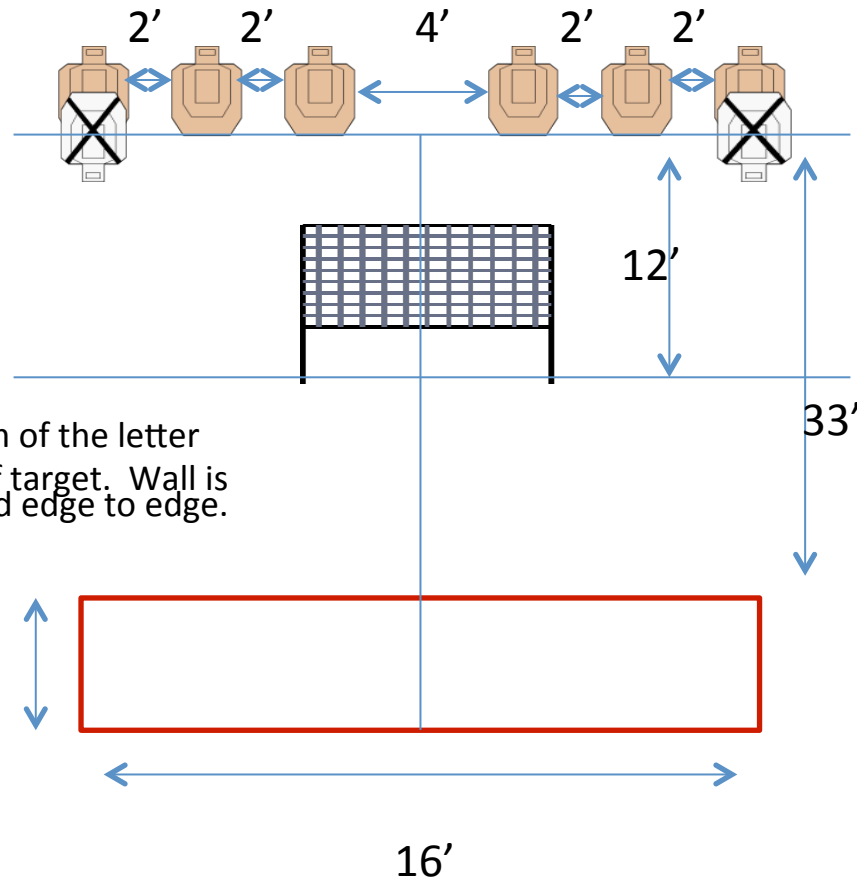
PP1



CM 19-01 HI-Jinx
 Course Designer: David Jenkins
 Rules: per USPSA Rules



START POSITION: Standing in the shooting area, wrist below belt,	
GUN READY CONDITION: Loaded and holstered	SCORING: Comstock 12 Rounds, TARGETS: 6 USPSA SCORED HITS: Best 2 START-STOP: Audible - Last shot PENALTIES: Per USPSA Rules
STAGE PROCEDURE: On signal engage targets as available.	



NS even with the bottom of the letter
 "A", 5' to top of head of target. Wall is
 8'x 6'. Targets are spaced edge to edge.