

.22 Holiday Match



LIPSA

Holiday House

Special Thanks: Jake Linsalata

RULES: Practical Shooting Handbook, Latest Edition **Course Designer:** Michael Linsalata

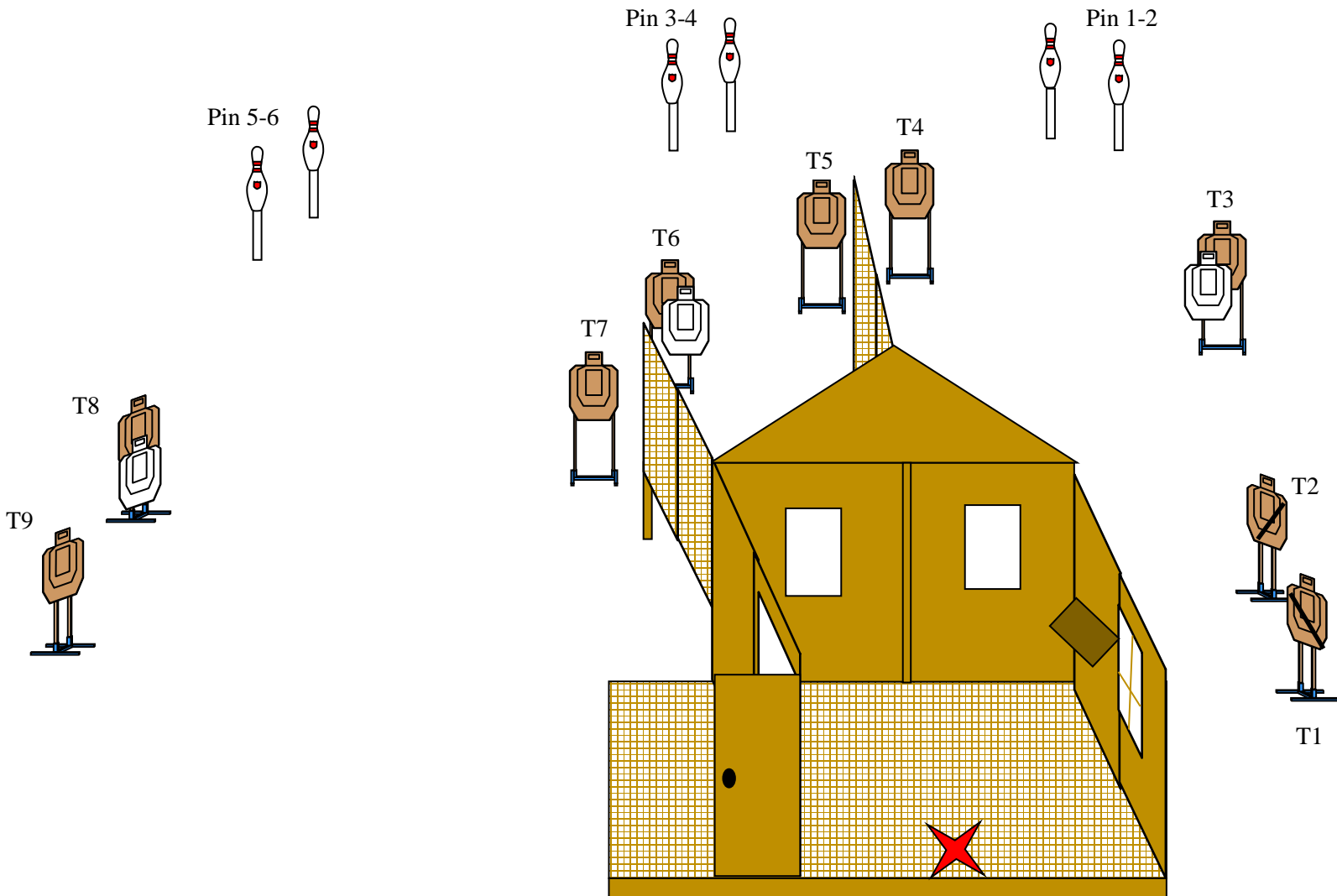
START POSITION: Standing on Big X. Gun loaded and held at Low Ready.

STAGE PROCEDURE

At signal, engage all targets and Pins as they become visible through ports and door.

SCORING

SCORING: Comstock, 24 rounds, 120 points
TARGETS: 9 USPSA, 6 Pins
SCORED HITS: Best 2 per USPSA, Pin down=1A
START-STOP: Audible-Last Shot



Stage 1



.22 Holiday Match

LIPSA

Jingle A The Way

Special Thanks: Jim Byrne

RULES: Practical Shooting Handbook, Latest Edition Course Designer: Michael Linsalata

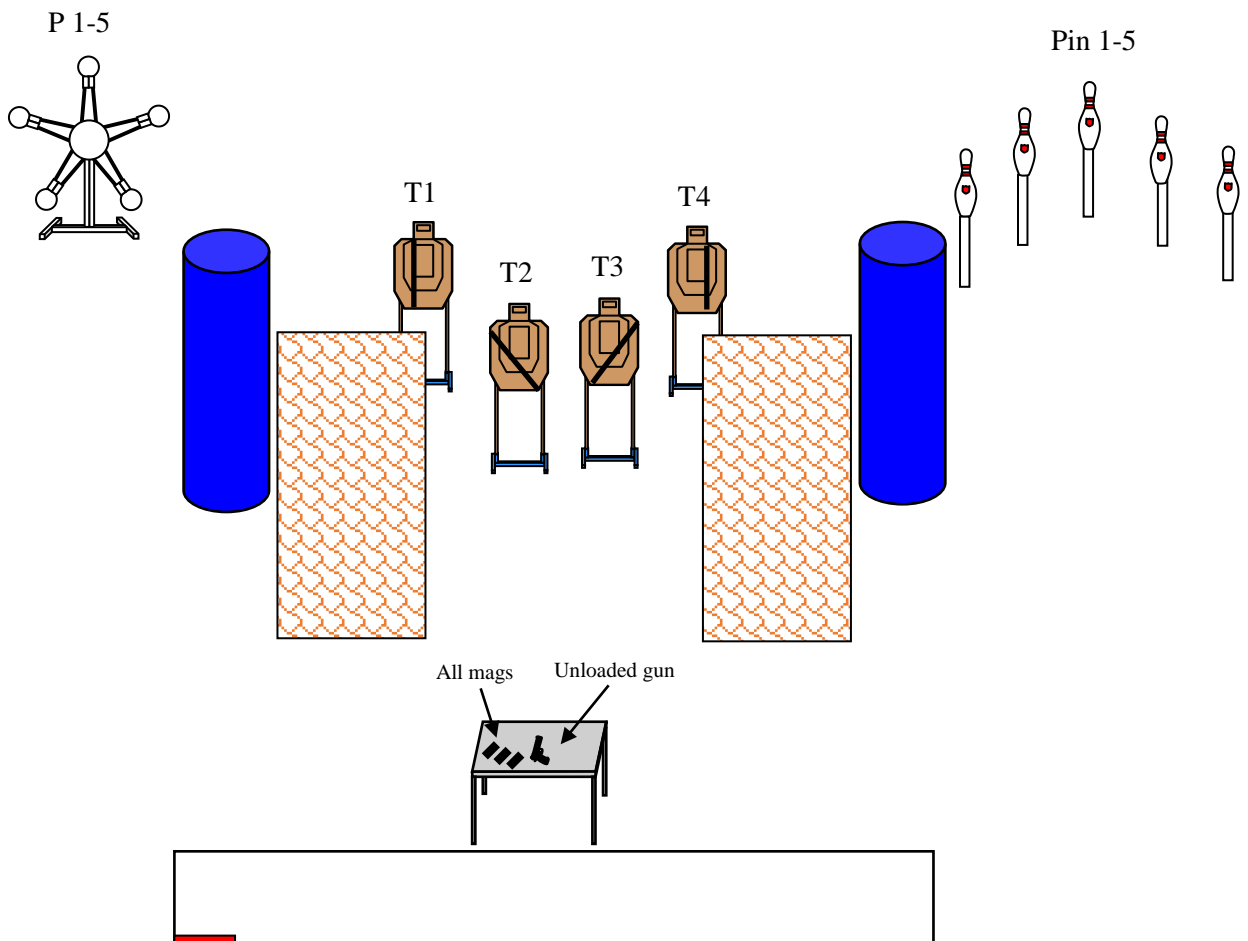
START POSITION: Standing with heels touching **RED** mark, hands relaxed at sides. Unloaded gun and all mags on table.

STAGE PROCEDURE

At signal, retrieve gun and load with mag from table. Then engage all Targets, Plates and Pins as they become visible from within the shooting area. **All reloads must come from mags on table.**

SCORING

SCORING: Comstock, 18 rounds, 90 points
TARGETS: 4 USPSA, 5 Plates, 5 Pins
SCORED HITS: Best 2 per USPSA, KD steel, Pins
START-STOP: Audible-Last Shot



.22 Holiday Match



LIPSA

Winter Wonderland

Special Thanks: Jim Byrne

RULES: Practical Shooting Handbook, Latest Edition Course Designer: Michael Linsalata

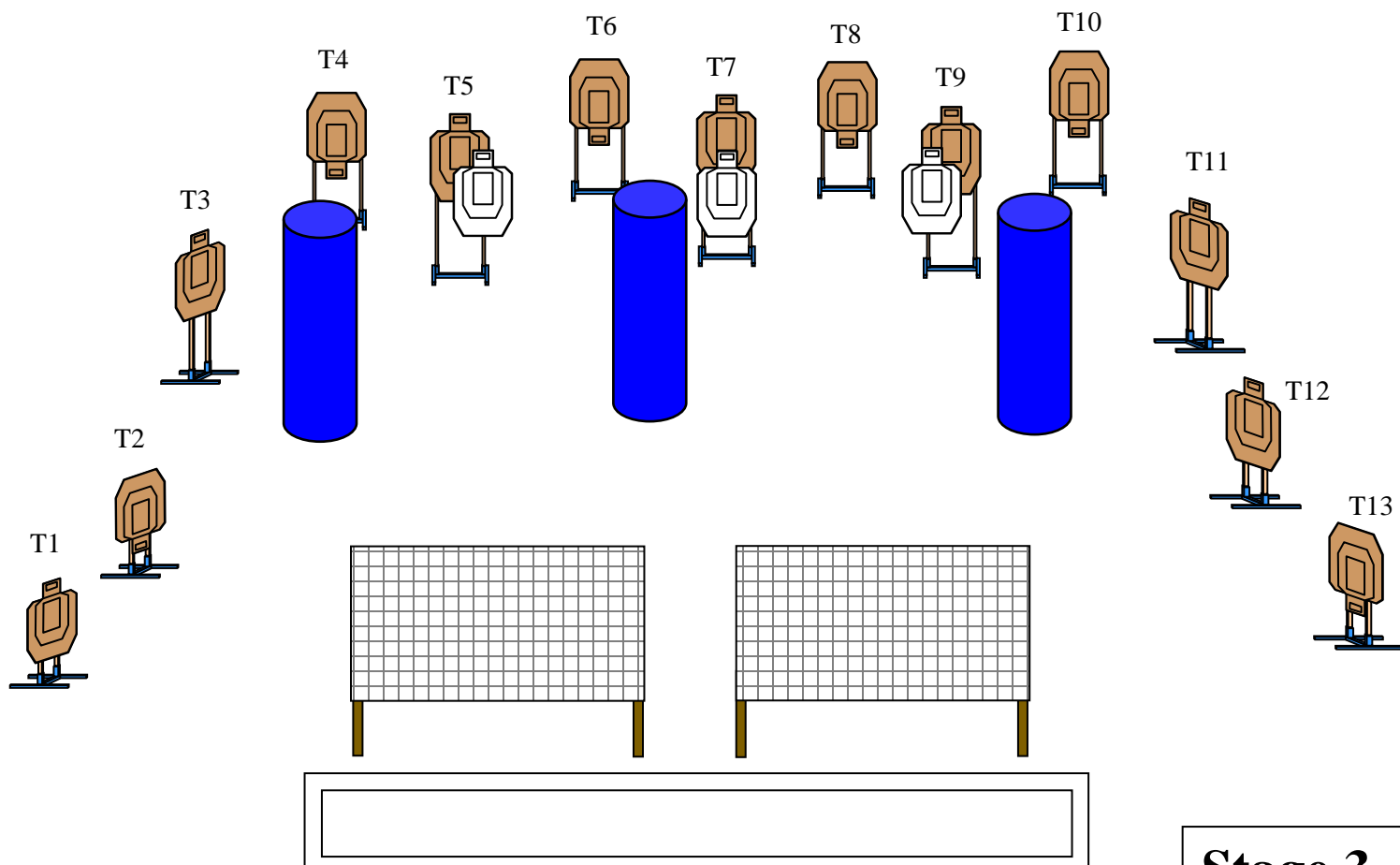
START POSITION: Standing anywhere in shooting area. Gun loaded and held at Low Ready.

STAGE PROCEDURE

At signal, engage all targets as they become visible from within the fault lines.

SCORING

SCORING: Comstock, 26 rounds, 130 points
TARGETS: 13 USPSA
SCORED HITS: Best 2 per USPSA
START-STOP: Audible-Last Shot



Stage 3

.22 Holiday Match



LIPSA

Light The Menorah

RULES: Practical Shooting Handbook, Latest Edition Course Designer: Michael Linsalata, Nick Schillaci

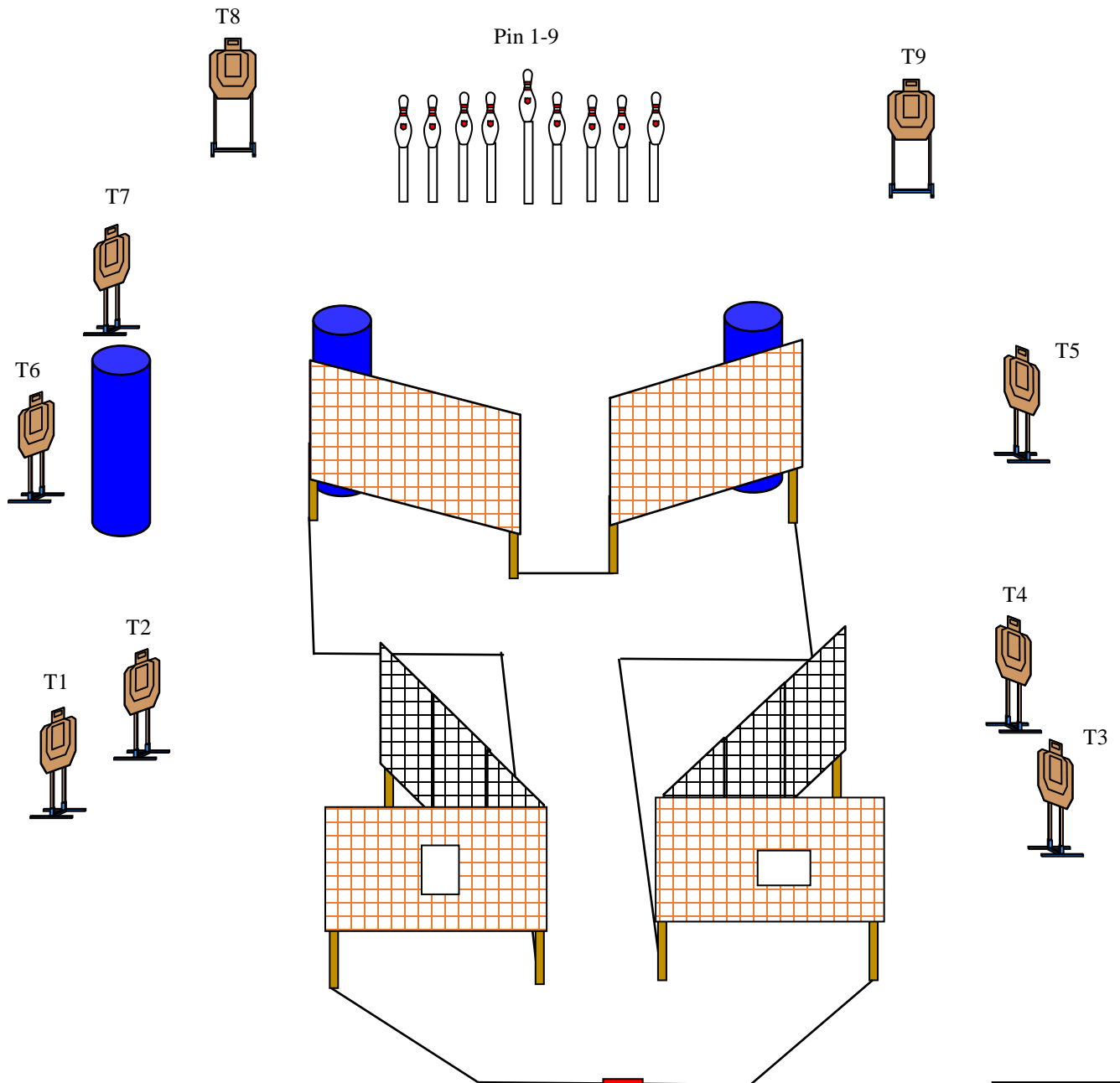
START POSITION: Standing with heels touching **RED** mark. Gun loaded and held at Low Ready.

STAGE PROCEDURE

At signal, engage all targets and Pins as they become visible from within the fault lines.

SCORING

SCORING: Comstock, 27 rounds, 135 points
TARGETS: 9 USPSA, 9 Pins
SCORED HITS: Best 2 per USPSA, KD Pins
START-STOP: Audible-Last Shot



Stage 4

.22 Holiday Match



LIPSA

The Grinch's Minions

Special Thanks: Jeff Paulsen

RULES: Practical Shooting Handbook, Latest Edition Course Designer: Michael Linsalata

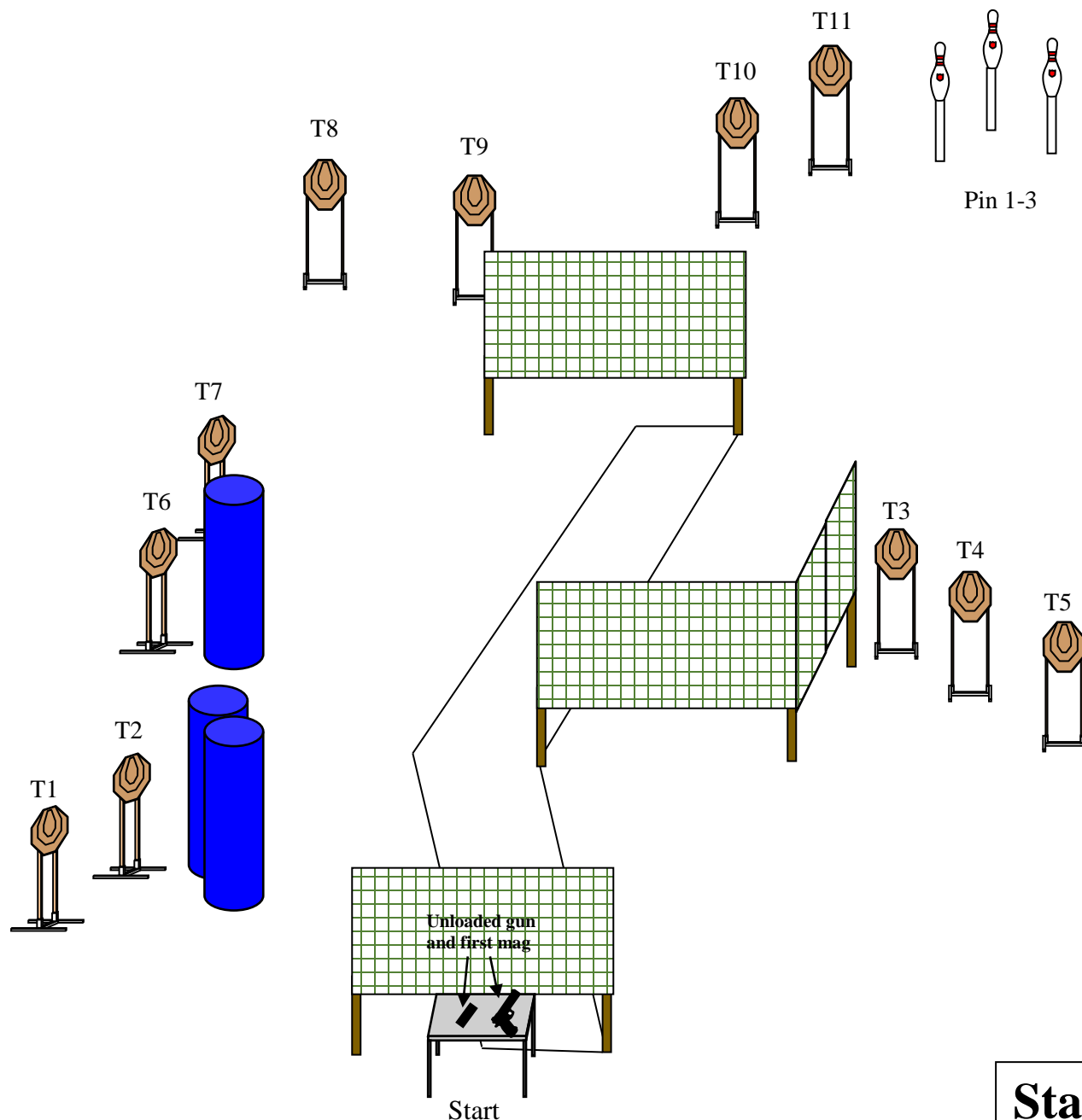
START POSITION: Standing in front of table, hands relaxed at sides. Unloaded gun and first mag on table.

STAGE PROCEDURE

At signal, pick up and load gun with mag from table. Then enter shooting area and engage all targets as they become visible from within the fault lines.

SCORING

SCORING: Comstock, 25 rounds, 125 points
TARGETS: 11 IPSC, 3 pins
SCORED HITS: Best 2 per IPSC, Pin down =1A
START-STOP: Audible-Last Shot



Stage 5



.22 Holiday Match

LIPSA

Are Those Reindeer?

Special Thanks:

RULES: Practical Shooting Handbook, Latest Edition **Course Designer: Michael Linsalata**

START POSITION: Standing anywhere in shooting area. Gun loaded. Safety on. Held at Low Ready.

STAGE PROCEDURE

At signal, engage all steel as they become visible from within the shooting area.

SCORING

SCORING:	Comstock, 17 rounds, 85 points
TARGETS:	17 steel
SCORED HITS:	Steel down = 1A
START-STOP:	Audible-Last Shot

S 1-17

