

Run & Gun Steel

LIPSA

Wide Throttle

RULES: Practical Shooting Handbook, Latest Edition **Course Designer:** Kevin O'Brien & Michael Linsalata

START POSITION: Standing with heels touching **RED** mark, hands relaxed at sides. Gun loaded and holstered. PCC start is gun loaded. Safety on. Muzzle pointed down range. Butt of gun touching belt.

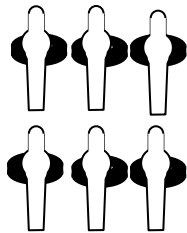
STAGE PROCEDURE

At signal, engage all steel as they become visible from behind the fault lines.

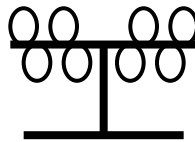
SCORING

SCORING: Comstock, 24 rounds, 120 points
TARGETS: 24 Pieces of steel
SCORED HITS: Steel Down = 1A
START-STOP: Audible-Last Shot
PENALTIES: Procedural -10
No-shoot hit -10
Miss -10

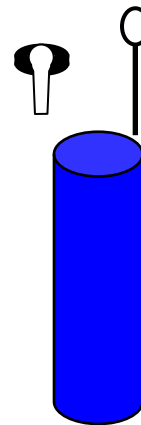
PP 1-6



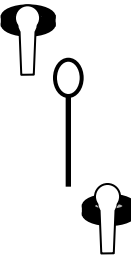
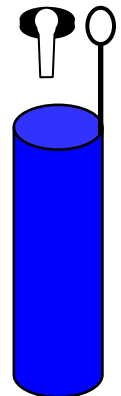
P 1-8



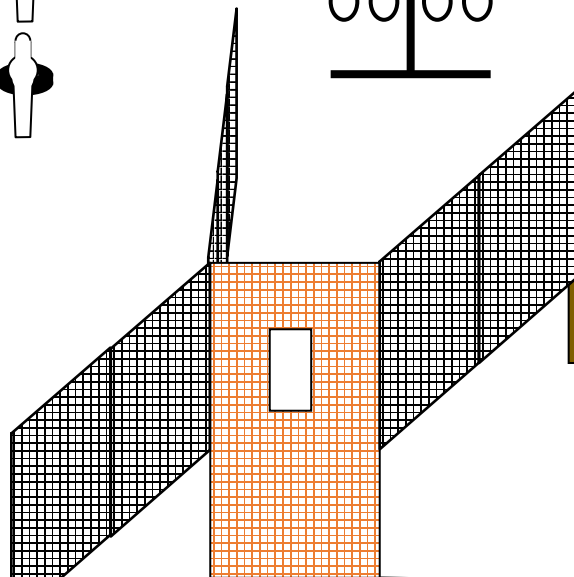
SS 1-5



P 9-11



Usp 1-2



Free Fire Zone

Stage 1
(Pit 1)

Run & Gun Steel

LIPSA

“ Twenty Two “

RULES: Practical Shooting Handbook, Latest Edition **Course Designer: Kevin O’Brien & Michael Linsalata**

Special Thanks: My youth

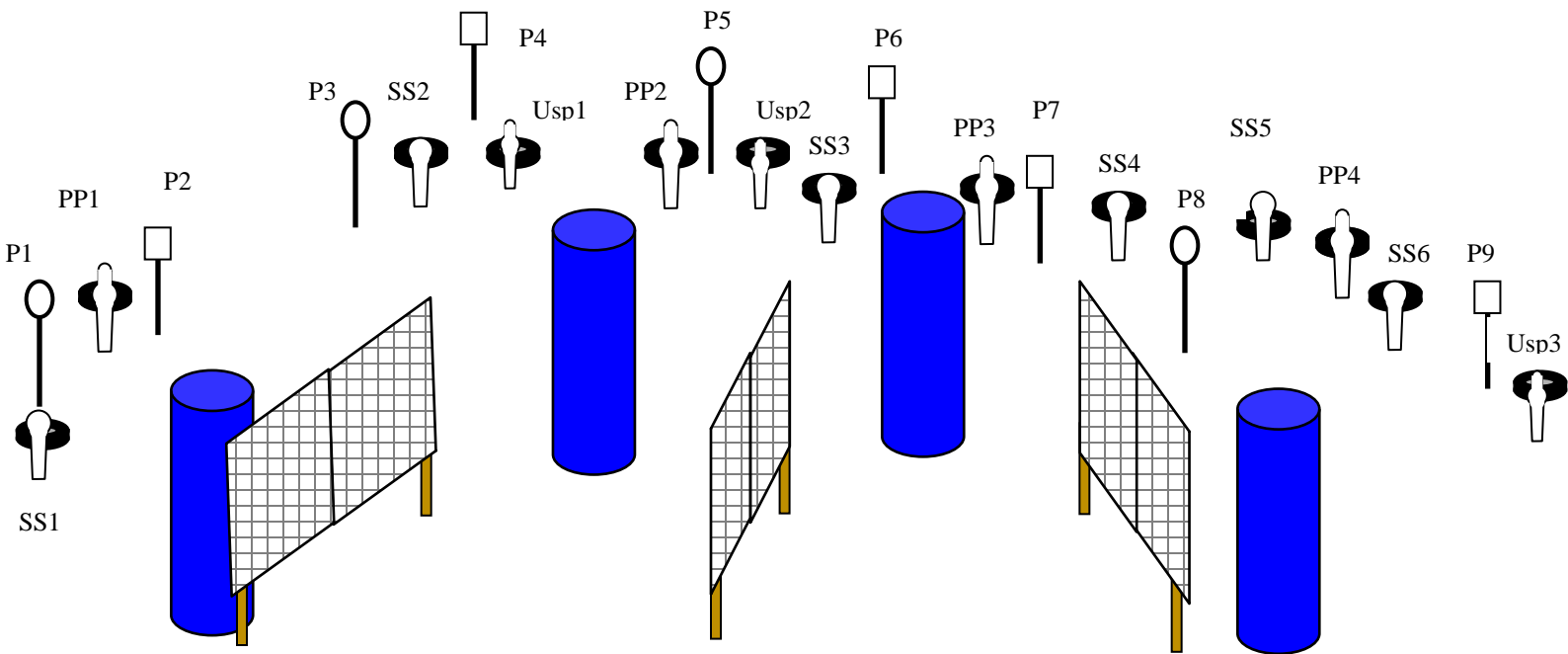
START POSITION: Standing anywhere in Free Fire Zone, hands relaxed at sides. Gun loaded and holstered. PCC start is gun loaded. Safety on. Muzzle pointed down range. Butt of gun touching belt.

STAGE PROCEDURE

At signal, engage all steel as they become visible from within the Free Fire Zone.

SCORING

SCORING: Comstock, 22 rounds, 110 points
TARGETS: 22 pieces of steel
SCORED HITS: Steel Down= 1A
START-STOP: Audible-Last Shot
PENALTIES: Procedural -10
 No-shoot hit -10
 Miss -10



FFZ FFZ FFZ FFZ

Stage 2
(Pit 2)

Run & Gun Steel

LIPSA

Steel Is So Cool

RULES: Practical Shooting Handbook, Latest Edition **Course Designer: Kevin O'Brien & Michael Linsalata**

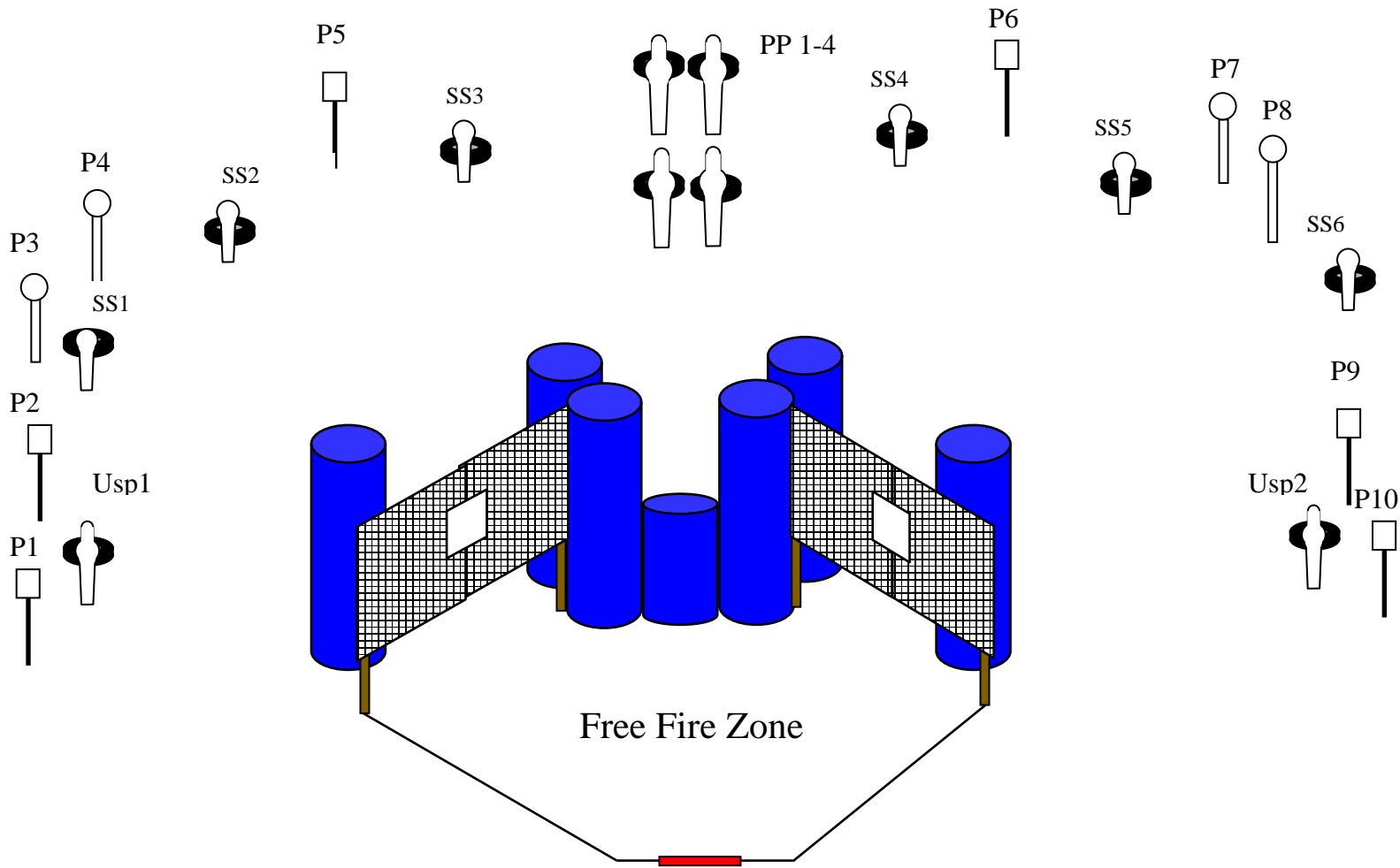
START POSITION: Standing with toes touching **RED** mark, wrists above shoulders. Gun loaded and holstered. PCC start is gun loaded. Safety on. Muzzle pointed down range. Butt of gun touching belt with strong hand above shoulder.

STAGE PROCEDURE

At signal, step into Free Fire Zone and engage all targets and steel as they become visible from within the fault lines.

SCORING

SCORING: Comstock, 22 rounds, 110 points
TARGETS: 22 Pieces of steel
SCORED HITS: Steel Down= 1A
START-STOP: Audible-Last Shot
PENALTIES: Procedural -10
 Miss -10



**Stage 3
(Pit 3)**

Run & Gun Steel

LIPSA

Youtube Wizard

RULES: Practical Shooting Handbook, Latest Edition **Course Designer: Kevin O'Brien & Michael Linsalata**

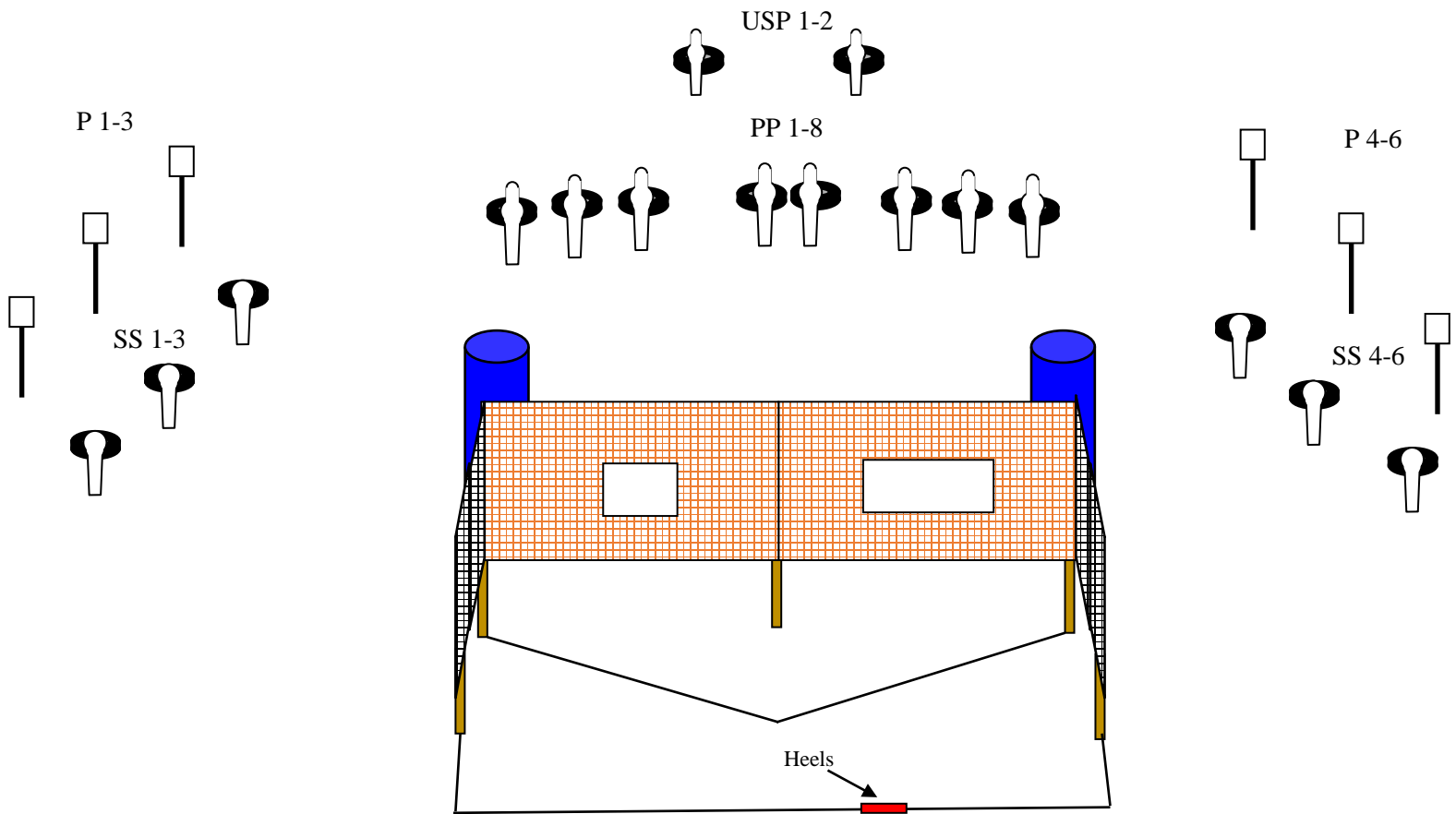
START POSITION: Standing with heels touching **RED** mark, hands relaxed at sides. Un-loaded gun in holster. PCC start is un-loaded gun pointed down range with stock on belt

STAGE PROCEDURE

At signal, load gun with mag from belt. Then engage all steel as they become visible from within the fault lines.

SCORING

SCORING: Comstock, 22 rounds, 110 points
TARGETS: 22 pieces of steel
SCORED HITS: Steel Down = 1A
START-STOP: Audible-Last Shot
PENALTIES: Procedural -10
No-shoot hit -10
Miss -10



Stage 4
(Pit 4)

Run & Gun Steel

Star Gazer

LIPSA

RULES: Practical Shooting Handbook, Latest Edition **Course Designer:** Kevin O'Brien & Michael Linsalata

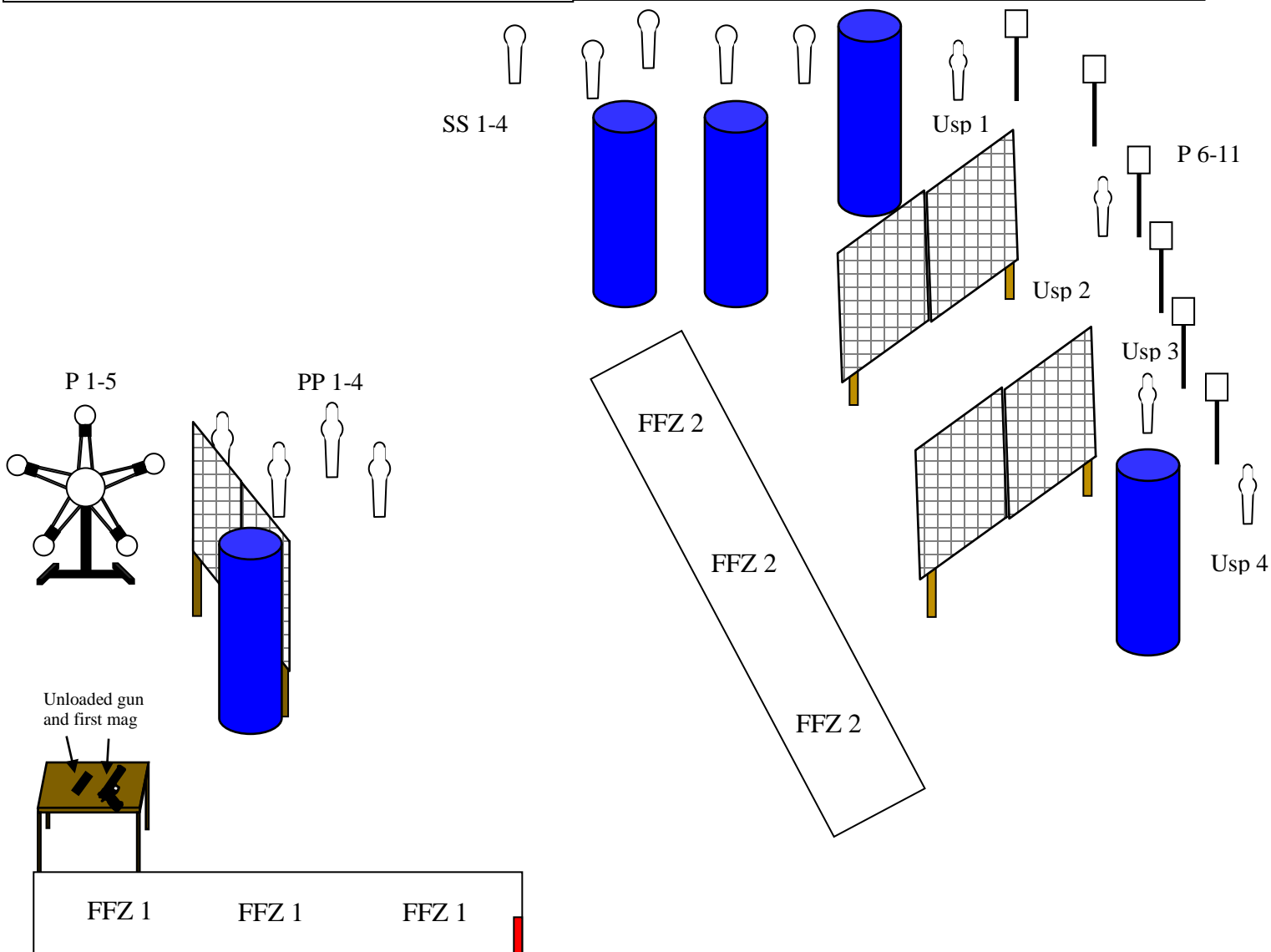
START POSITION: Standing in FFZ 1 with right foot touching **RED** mark, hands relaxed at sides. Unloaded gun and first mag on table. PCC has same start position.

STAGE PROCEDURE

At signal, advance and load gun with mag from table. Then engage P 1-5 and PP 1-4 as they become visible from FFZ 1. Advance to FFZ 2 and engage remaining steel as they become visible from within the fault lines.

SCORING

SCORING: Comstock, 24 rounds, 120 points
TARGETS: 24 pieces of steel
SCORED HITS: Steel Down = 1A
START-STOP: Audible-Last Shot
PENALTIES: Procedural -10
 No-shoot hit -10
 Miss -10



Stage 5
(Pit 5)

Run & Gun Steel

LIPSA

Crash & Burn

RULES: Practical Shooting Handbook, Latest Edition **Course Designer:** Kevin O'Brien & Michael Linsalata

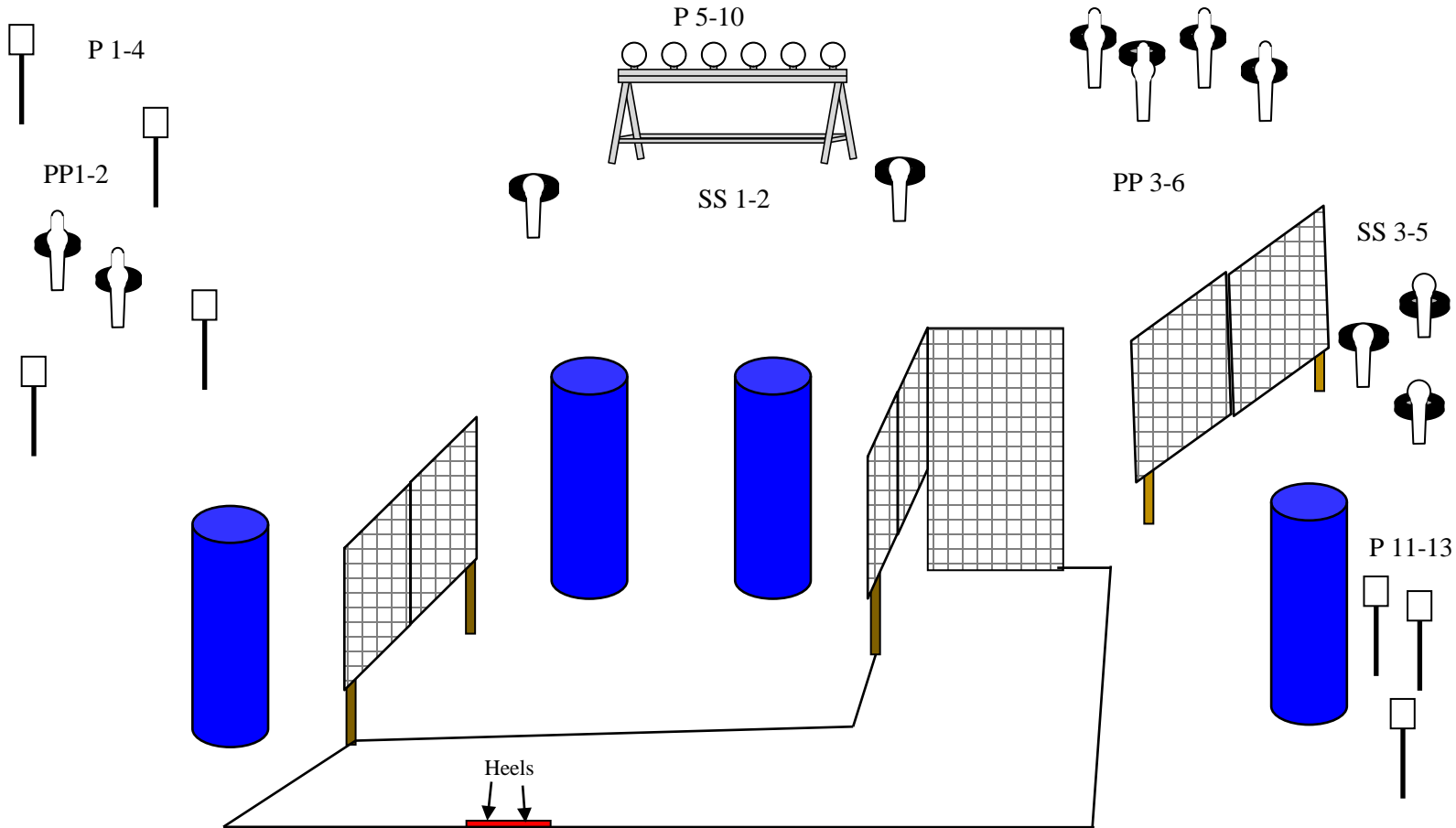
START POSITION: Standing with heels touching **RED** fault line. Hands relaxed at sides. Gun loaded and holstered. PCC start is gun loaded. Safety on. Muzzle pointed down range. Butt touching belt.

STAGE PROCEDURE

At signal, engage all steel as they become visible from within the fault lines.

SCORING

SCORING: Comstock, 24 rounds, 120 points
TARGETS: 24 Pieces of steel
SCORED HITS: Steel Down= 1A
START-STOP: Audible-Last Shot
PENALTIES: Procedural -10
No-shoot hit -10
Miss -10



Stage 6
(Pit 6)