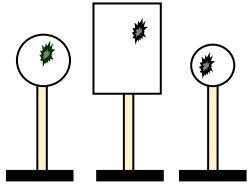


Outlaw Steel



LIPSA

Lot's Of Hope



RULES: Practical Shooting Handbook, Latest Edition Course Designer: **Jeff Paulsen**

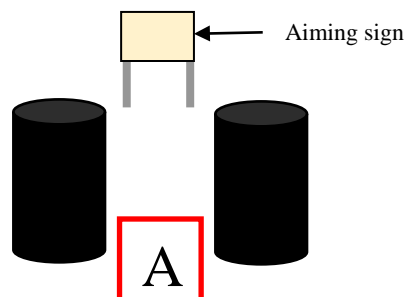
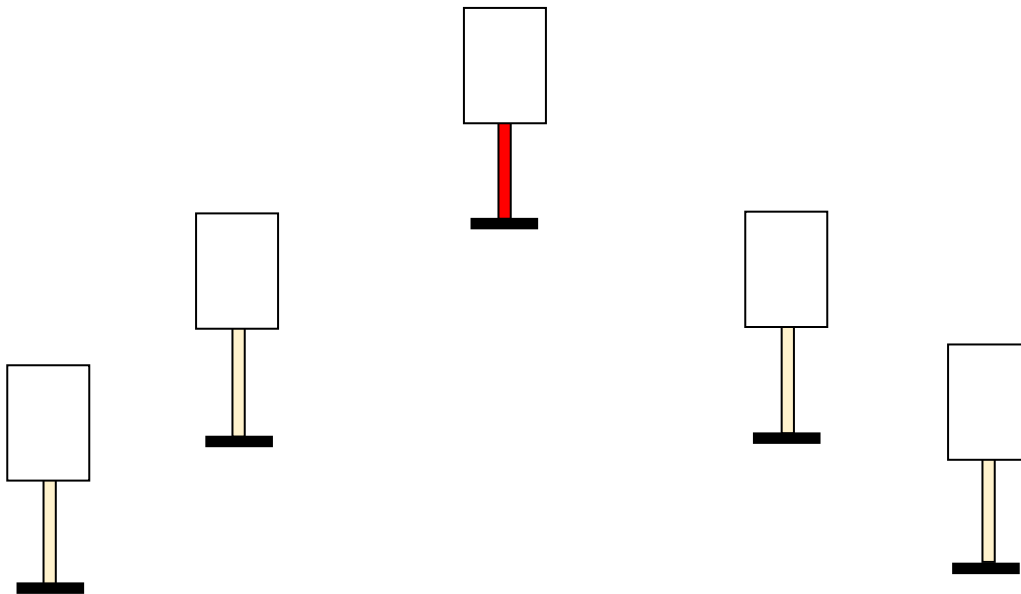
START POSITION: Standing in Box A. Wrists above shoulders. Gun loaded and holstered. 22 rifle, 22 pistol and PCC start is gun loaded and pointing at aiming sign.

STAGE PROCEDURE

At signal, engage the 5 pieces of steel. Hitting **RED** stop plate last. Repeat 4 more times. Best 4 of 5 strings count.

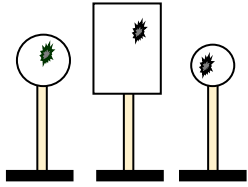
SCORING

SCORING: Comstock, 25 rounds
TARGETS: 5 Steel, 5 strings
SCORED HITS: Best 4 of 5 strings
START-STOP: Audible-Last Shot
PENALTIES: Miss + 3 seconds
Missed stop plate + 30 seconds



Stage 1
(Pit 4)

Outlaw Steel



LIPSA

Circles & Squares



RULES: Practical Shooting Handbook, Latest Edition Course Designer: **Jeff Paulsen**

START POSITION: Standing in Box A. Wrists above shoulders. Gun loaded and holstered. 22 rifle, 22 pistol and PCC start is gun loaded. Held at Low Ready.

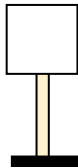
STAGE PROCEDURE

At signal, engage round plates with 1 shot each and square plates with 2 shots each. Go to Box B and repeat- 2 shots on square, 1 shot on round. Go to Box C and repeat- 2 shots on square, 1 shot on round.

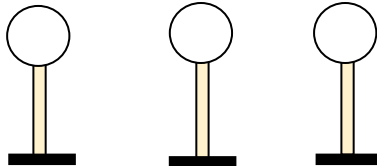
SCORING

SCORING: Time Plus, 21 rounds
TARGETS: 7 Steel
SCORED HITS: Best 6 SP, Best 3 rounds plates
START-STOP: Audible-Last Shot
PENALTIES: Miss + 3seconds
Procedural +3 seconds

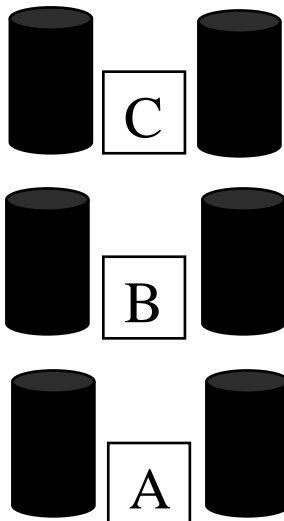
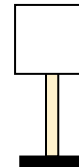
SP 1



RP 1-3

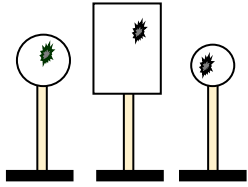


SP 2



Stage 2
(Pit 5)

Outlaw Steel



LIPSA

Not Pendulum



RULES: Practical Shooting Handbook, Latest Edition Course Designer: **Jeff Paulsen**

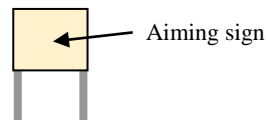
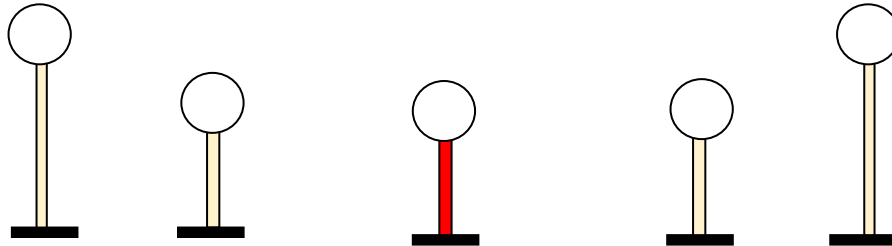
START POSITION: Standing in Box A. Wrists above shoulders. Gun loaded and holstered. 22 rifle, 22 pistol and PCC start is gun loaded. Pointing at aiming sign.

STAGE PROCEDURE

At signal, engage 5 pieces of steel. Hitting the **RED** stop plate last. Repeat 4 more times. Best 4 of 5 strings count.

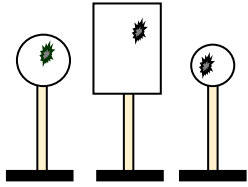
SCORING

SCORING: Time Plus, 25 rounds
TARGETS: 5 Steel, 5 strings
SCORED HITS: Best 4 of 5 strings
START-STOP: Audible-Last Shot
PENALTIES: Miss + 3seconds
Missed stop plate +30 seconds



Stage 3
(Pit 6)

Outlaw Steel



LIPSA

Squares & Circles



RULES: Practical Shooting Handbook, Latest Edition Course Designer: **Jeff Paulsen**

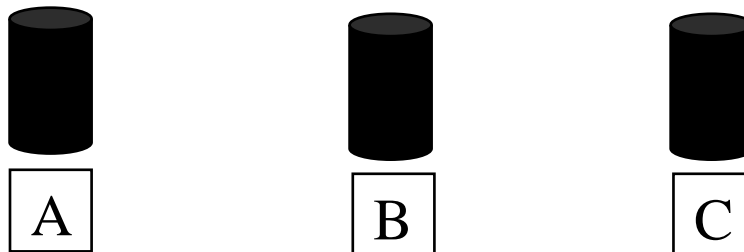
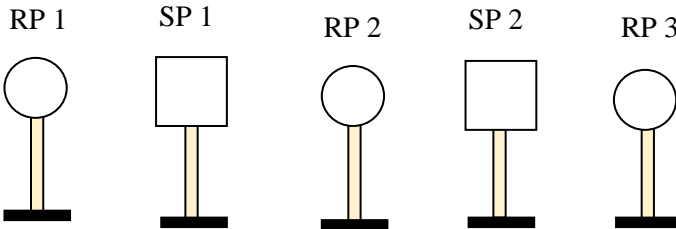
START POSITION: Standing in either Box A or Box C. Wrists above shoulders. Gun loaded and holstered. 22 rifle, 22 pistol and PCC start is gun loaded. Held at Low Ready.

STAGE PROCEDURE

At signal, engage round plates with 1 shot each and square plates with 2 shots each. Go to Box B and repeat- 2 shots on square, 1 shot on round. Go to Box C and repeat- 2 shots on square, 1 shot on round. (**Shooter can start in Box C and go C, B, A**).

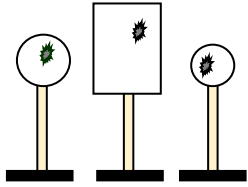
SCORING

SCORING: Time Plus, 21 rounds
TARGETS: 7 Steel
SCORED HITS: Best 6 SP, Best 3 rounds plates
START-STOP: Audible-Last Shot
PENALTIES: Miss + 3seconds
Procedural +3 seconds



Stage 4
(Pit 7)

Outlaw Steel



LIPSA

Doubles



RULES: Practical Shooting Handbook, Latest Edition Course Designer: **Jeff Paulsen**

START POSITION: Standing in Box A. Wrists above shoulders. Gun loaded and holstered. 22 rifle, 22 pistol and PCC start is gun loaded. Held at Low Ready.

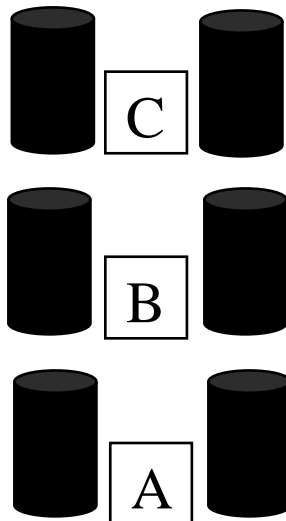
STAGE PROCEDURE

At signal, engage SP 1-4 with 2 rounds each. Advance to Box B and re-engage SP 1-4 with 2 rounds each. Advance to Box C and re-engage SP 1-4 with 2 rounds each.

SCORING

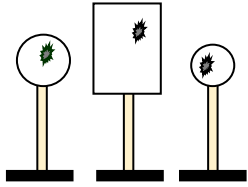
SCORING: Time Plus, 24 rounds
TARGETS: 4 Steel
SCORED HITS: Best 6 per SP
START-STOP: Audible-Last Shot
PENALTIES: Miss + 3seconds
Procedural +3 seconds

SP 1-4



Stage 5
(S Pit 1)

Outlaw Steel



LIPSA Inner Limits



RULES: Practical Shooting Handbook, Latest Edition Course Designer: **Jeff Paulsen**

START POSITION: Standing in Box A or Box C. Wrists above shoulders. Gun loaded and holstered. 22 rifle, 22 pistol and PCC start is gun loaded. Pointing at aiming sign.

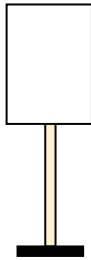
STAGE PROCEDURE

At signal, Righties- From Box A, engage RP1 and SP1. Advance to Box B and engage RP2, SP2 Then stop plate. Lefties- From Box C, engage RP2, SP2. Advance to Box B and engage RP1, SP1, then stop plate.

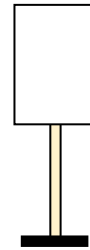
SCORING

SCORING: Time Plus, 20 rounds
TARGETS: 5 Steel, 4 strings
SCORED HITS: Best 3 of 4 strings
START-STOP: Audible-Last Shot
PENALTIES: Miss + 3seconds
 Missed stop plate +30 seconds

SP1



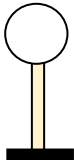
SP2



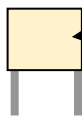
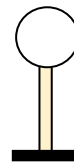
Stop Plate




RP1



RP2



Aiming sign



Aiming sign



A

B

C



Stage 6
(S Pit 2)