



# LIPSA 2020 November USPSA Match

## Stage 1 – Disturbia

Course Designer: R. Esposito

**START POSITION:** Facing downrange, standing behind table with palms of hands flat on each X.

**GUN READY CONDITION:** Pistol loaded and holstered IAW USPSA rules.

**PCC start:** PCC Loaded with muzzle pointed safely downrange, standing behind table and in between X's on table with butt of gun touching belt.

**STAGE PROCEDURE:** Upon start signal, engage all targets as they appear from within the FFZ

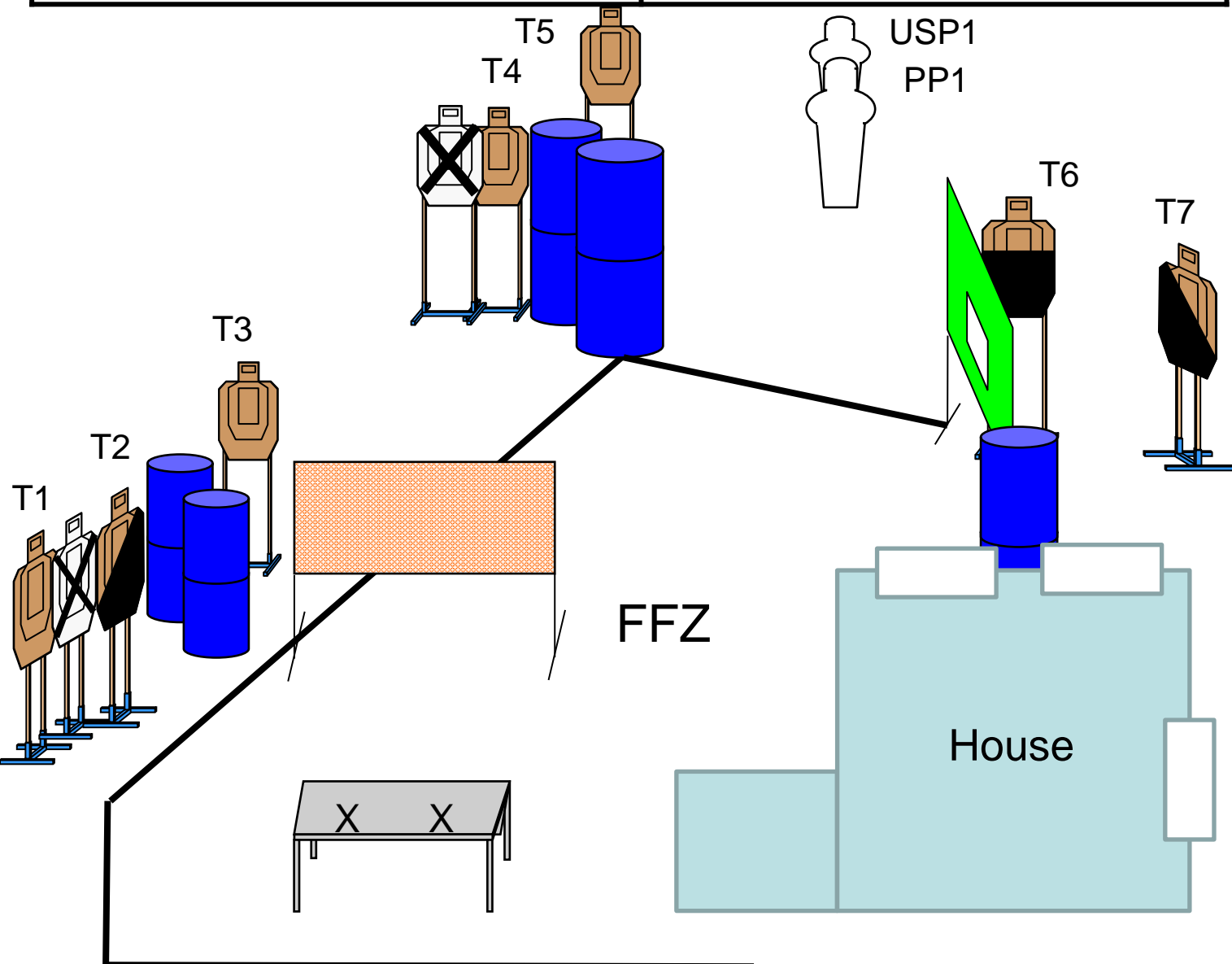
**SCORING:** Comstock, 16 rounds, 80 points

**TARGETS:** 7 paper, 2 steel

**SCORED HITS:** Best 2/paper, KD steel = 1A

**START-STOP:** Audible - Last shot

**RULES:** USPSA current edition



Pit 1



LIPSA 2020 November USPSA Match

Stage 2 – Mirror Image

Course Designer: R. Esposito

**START POSITION:** Facing downrange inside either FFZ A or FFZ B with side of foot touching red mark on fault line. Hands naturally at sides.

**GUN READY CONDITION:** Pistol loaded and holstered IAW USPSA rules.

**PCC Start:** Stock touching belt, with muzzle pointed safely downrange.

**STAGE PROCEDURE:** Upon start signal, engage all targets as they appear from within your respective FFZ. **YOU MUST START AND COMPLETE THE COF IN ONE (1) FFZ.** You cannot cross from FFZ A to FFZ B and vice versa..

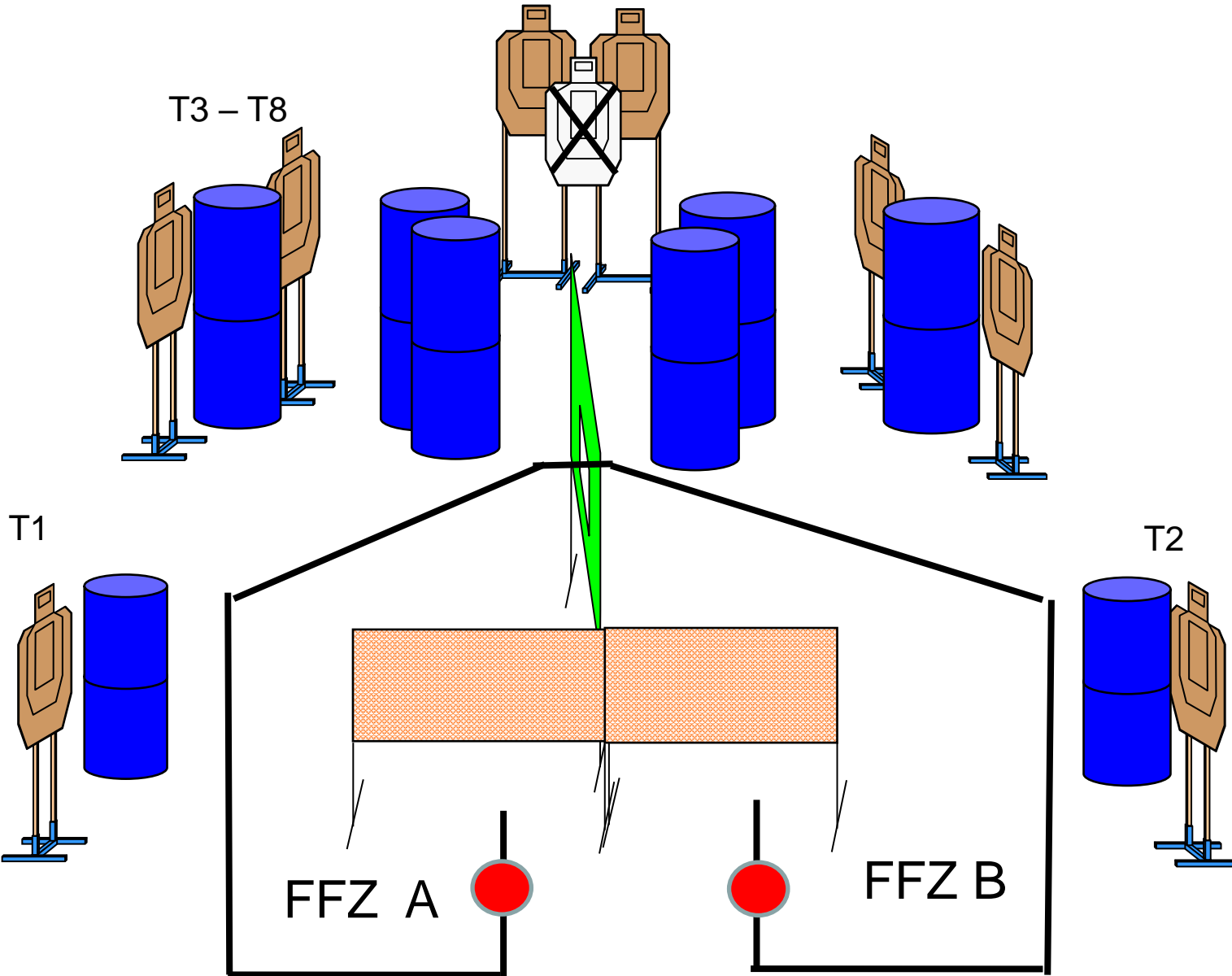
**SCORING:** Comstock, 16 rounds, 80 points

**TARGETS:** 8 paper

**SCORED HITS:** Best 2 hits/paper

**START-STOP:** Audible - Last shot

**RULES:** USPSA current edition



Pit 2



# LIPSA 2020 November USPSA Match Stage 3 – Last Chance Buffet

Course Designer: R. Esposito

**START POSITION:** Standing behind any table facing downrange, wrists above shoulders.

**GUN READY CONDITION:** Loaded pistol or PCC on any table with muzzle pointed safely down range IAW USPSA rules.

**STAGE PROCEDURE:** Upon start signal engage T1-T4 from FFZ A only. Enter FFZ B and engage remaining targets as they appear.

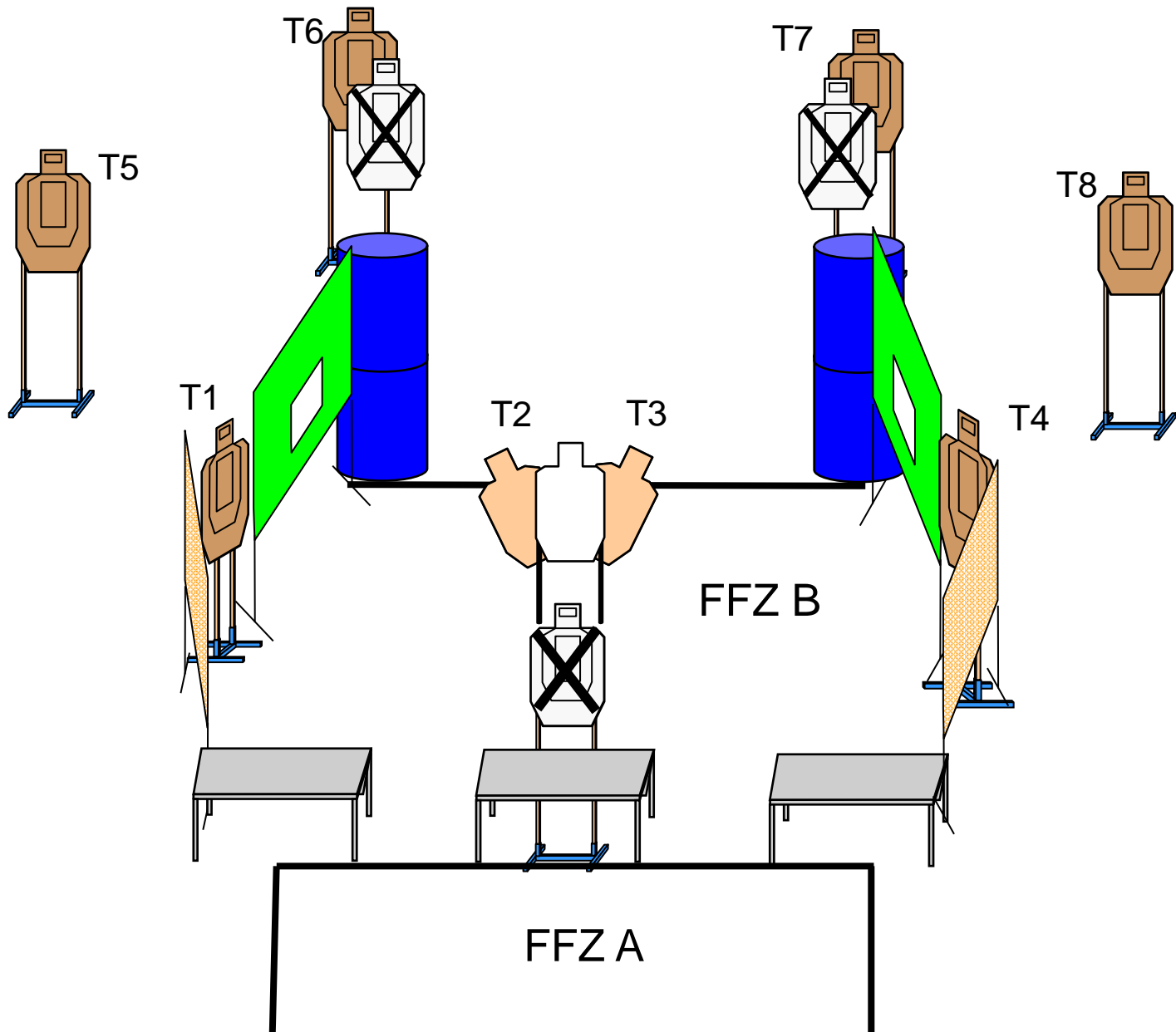
**SCORING:** Comstock, 16 rounds, 80 points

**TARGETS:** 8 Paper

**SCORED HITS:** Best 2 hits/paper

**START-STOP:** Audible - Last shot

**RULES:** USPSA current edition





# LIPSA 2020 November USPSA Match

## Stage 4 – Blindsided

Course Designer: R. Esposito

**START POSITION:** Standing w/wheels touching red mark, facing downrange, hands naturally at sides.

**GUN READY CONDITION:** Pistol loaded and holstered IAW USPSA rules.

**PCC Start :** PCC loaded with stock touching belt and muzzle pointed safely downrange.

**SCORING:** Comstock, 16 rounds, 80 points

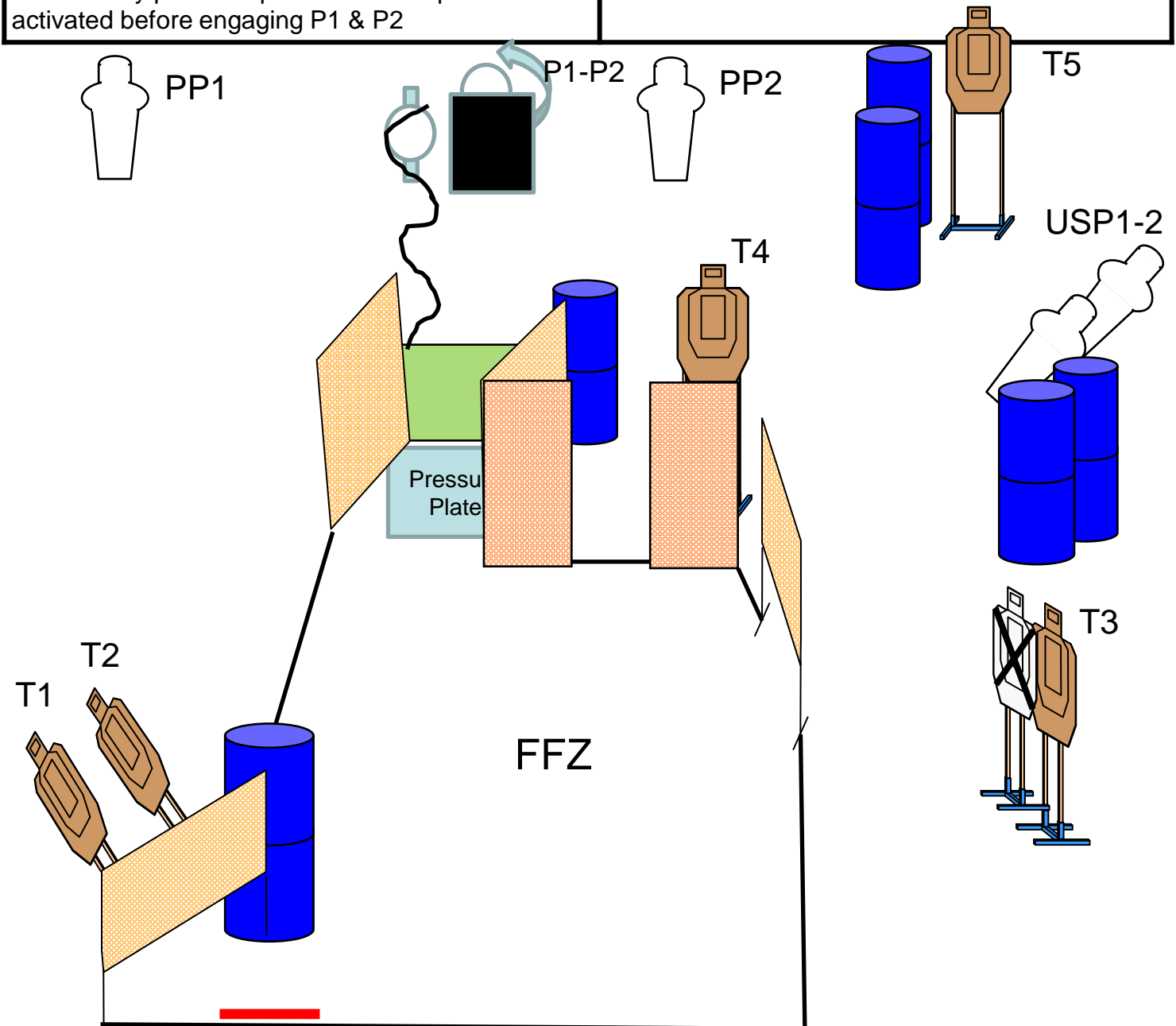
**TARGETS:** 5 paper, 6 Steel

**SCORED HITS:** Best 2 per paper, KD steel = 1A

**START-STOP:** Audible - Last shot

**RULES:** USPSA current edition

**STAGE PROCEDURE:** Upon start signal, engage all targets from within the FFZ. P1 & P2 are activated by pressure plate. Pressure plate must be activated before engaging P1 & P2



Pit 4



**LIPSA 2020**  
**November USPSA Match**  
**Stage 5 – El Diablo**  
**Stage Designer: R. Esposito**

**START POSITION:** Standing in Box A, facing downrange, hands naturally at sides


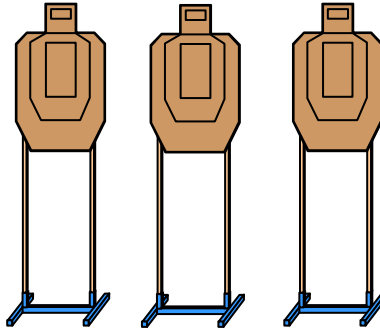
**GUN READY CONDITION:** Pistol loaded and holstered IAW USPSA rules.

**PCC Start :** PCC loaded with stock touching belt.

**SCORING:** Virginia Count, 12 rds, 60 pts.  
**TARGETS:** 3 IPSC  
**SCORED HITS:** Best 4 per paper  
**START-STOP:** Audible - Last shot  
**RULES:** USPSA current edition

**STAGE PROCEDURE:** Upon start signal, engage only T1 - T3 from Box A with two rounds each. Perform a mandatory reload and re-engage T1 – T3 with 2 rounds each.

T1 – T3



Pit 5, Stage 5

Note: Place T1-T3 15-20 yds from Box A



# CM 06-05

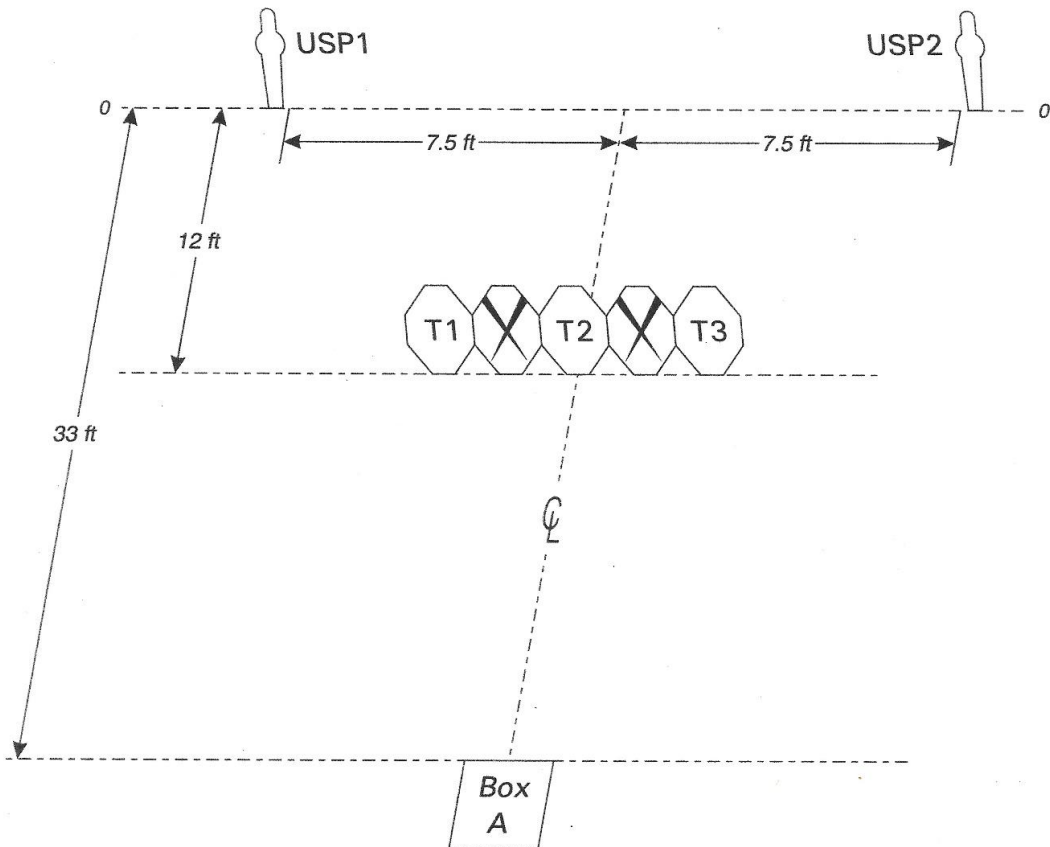
# Fluffy's Revenge 2

**RULES:** USPSA Handgun Competition Rules, current edition **COURSE DESIGNER:** Beth Wingfield


**START POSITION:** Standing in Box A, wrists above shoulders, facing uprange. Handgun is loaded and holstered as per ready condition in rule 8.1.1 and 8.1.2.

**STAGE PROCEDURE**  
On signal, turn, then draw and engage targets from Box A only.

**SCORING**  
**SCORING:** Comstock, 8 rounds, 40 points  
**TARGETS:** 3 Classic, 2 Mini-poppers  
**SCORED HITS:** Best 2/paper, KD = 1A  
**START - STOP:** Audible - Last shot  
**PENALTIES:** Per current edition of USPSA Handgun Competition Rules



**SETUP NOTES:** Set targets to 5 feet high at top and edge to edge. Center of T2 is center line of course. Box A is 3 feet by 3 feet.



## CM 06-05 Fluffy's Revenge II


### Written Stage Briefing

Fluffy's Revenge II is an 8 round, 40 point Comstock classifier course. There are 3 Classic targets and 2 Mini poppers. The best 2 hits per paper will score, steel must fall to score. The start signal is audible.

The start position is standing in Box A, facing uprange, hands above respective shoulders. Your handgun is loaded and holstered.

PCC start position is standing in Box A, facing downrange, stock on belt, muzzle downrange, loaded carbine held in both hands with safety on.

On the audible start signal, turn then draw and engage targets from within the fault lines. No turn for PCC.





LIPSA 2020 November USPSA Match

Stage 7 – Hellboyz

Course Designer: R. Esposito

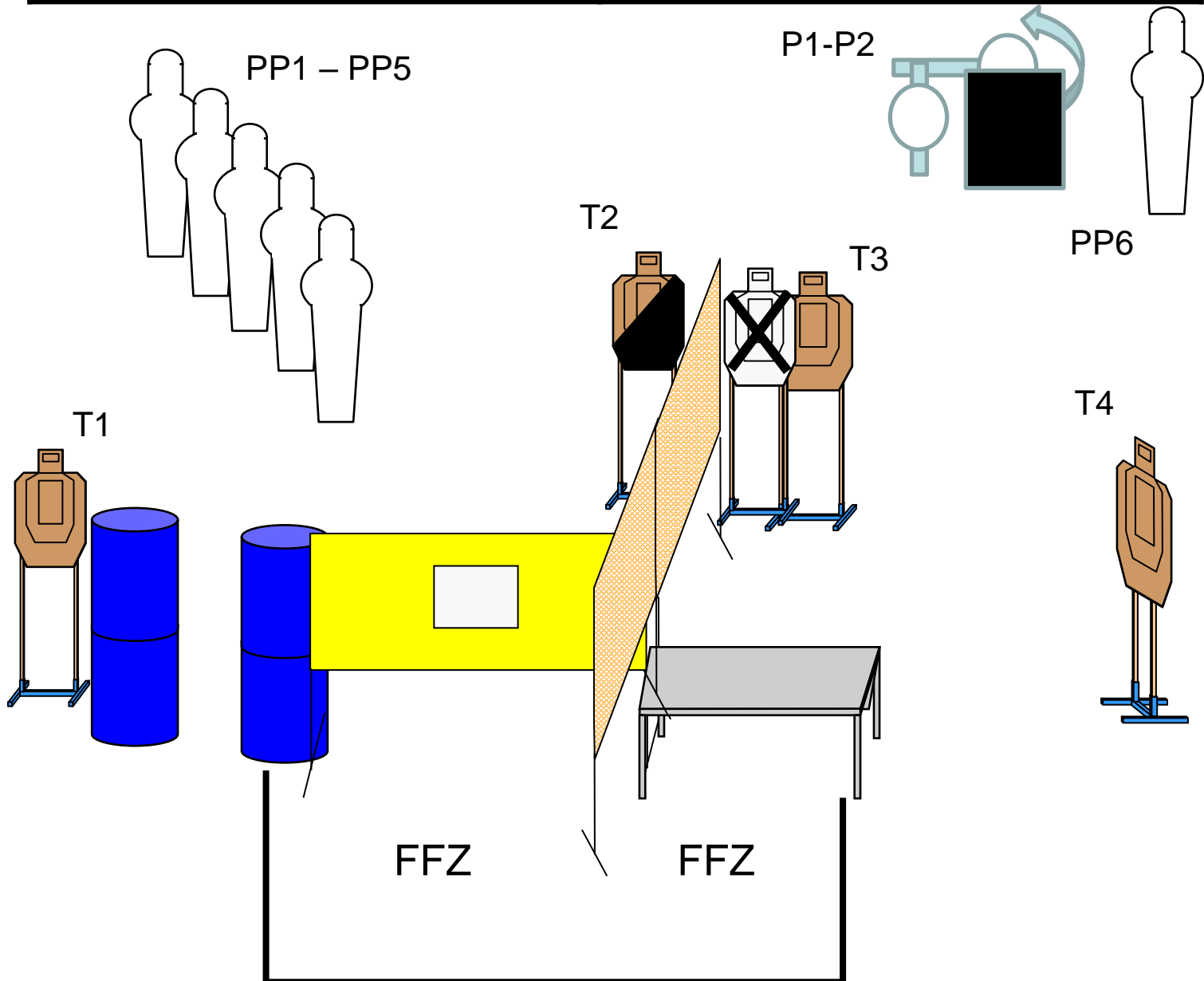
**START POSITION:** Standing behind table, facing downrange, hands naturally at sides

**GUN READY CONDITION:** Unloaded pistol and 1<sup>st</sup> mag on table IAW USPSA rules.

**PCC Start:** Unloaded PCC and 1<sup>st</sup> mag on table with muzzle pointed safely downrange IAW USPSA rules.

**SCORING:** Comstock, 16 rounds, 80 points  
**TARGETS:** 4 Paper; 8 steel  
**SCORED HITS:** Best 2 hits/paper, KD steel = 1A  
**START-STOP:** Audible - Last shot  
**RULES:** USPSA current edition

**STAGE PROCEDURE:** Upon start signal engage all targets as they appear from within the FFZ.



Pit 6 stage 7





LIPSA 2020 November USPSA Match  
**Stage 8 – John Wick warm-up**  
Course Designer: R. Esposito

**START POSITION:** Standing behind table **directly** in front of middle no shoot. facing downrange, wrists above shoulders.

**GUN READY CONDITION:** Loaded pistol on table with muzzle pointed safely downrange  
**IAW USPSA rules**  
**PCC Start:** Same as above.

**SCORING:** Comstock, 16 rounds, 80 points  
**TARGETS:** 6 paper, 4 steel  
**SCORED HITS:** **Best 2 hits/paper**, KD steel = 1A  
**START-STOP:** Audible - Last shot  
**RULES:** USPSA current edition

**STAGE PROCEDURE:** Upon start signal, engage all targets as they appear from within the FFZ.

PP1 – PP4

T1 – T6

