



LIPSA

March Madness

Stage 1- Oodles Of Turtles.....32 rounds

Stage 2- Loaded For Bear.....26 rounds

Stage 3- Hose -N- Go.....28 rounds

Stage 4- Lifeline.....26 rounds

Stage 5- Squared.....30 rounds

Stage 6- Mad About You.....28 rounds

Stage 7- CM 03-05 Paper Poppers.....10 rounds
(Pit 7)

Stage 8- 8 Straight.....8 rounds
(Pit 7)

Total- 188 rounds

March Madness



LIPSA

Oodles of Turtles

RULES: Practical Shooting Handbook, Latest Edition **COURSE DESIGNER: Michael Linsalata**

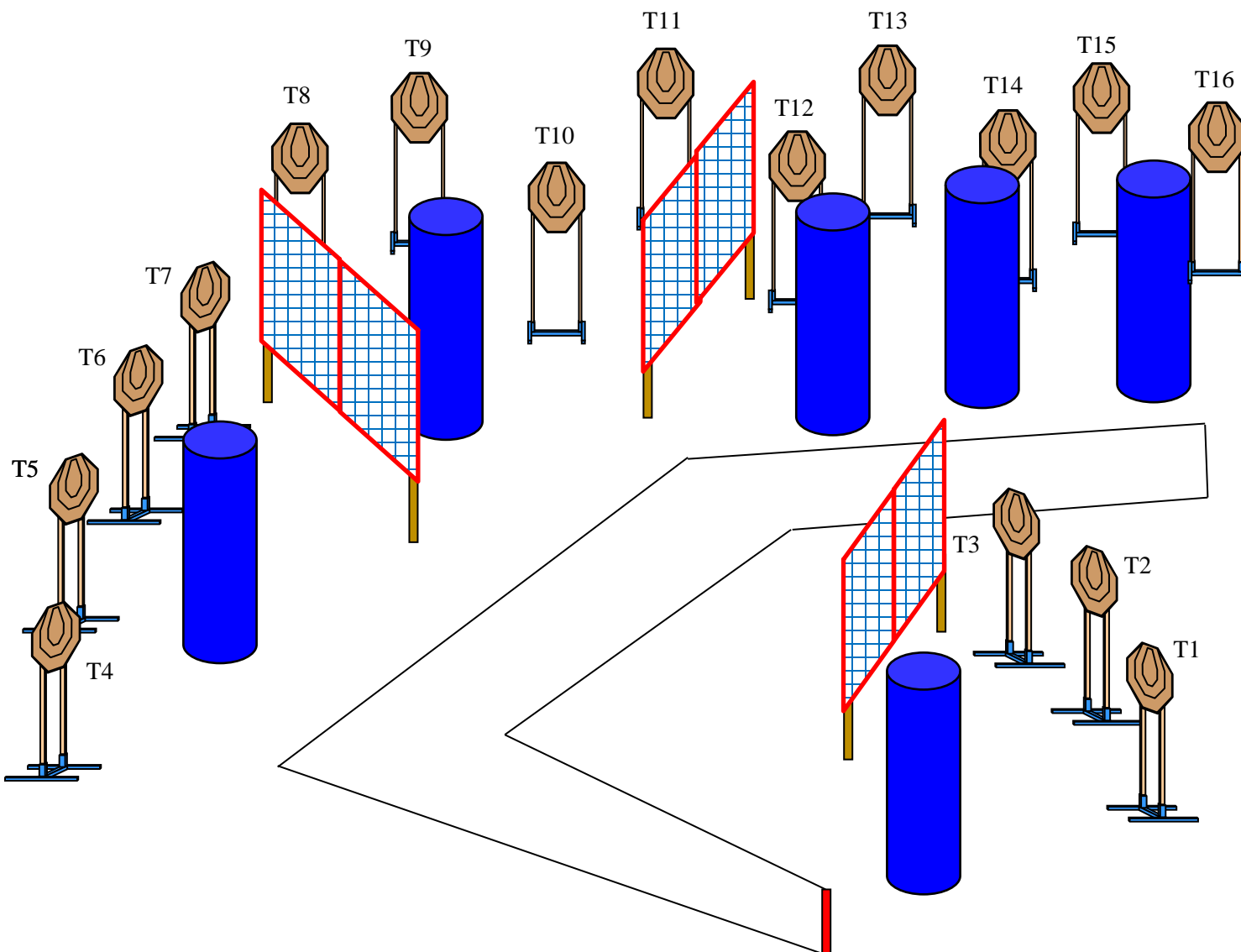
START POSITION: Standing with left foot touching **RED** mark, outside of FFZ, hands relaxed at sides. Gun loaded and holstered. PCC start is gun loaded. Safety on. Muzzle pointed down range. Butt of gun touching belt.

STAGE PROCEDURE

At signal, step into FFZ, then engage all targets as they become visible from within the fault lines.

SCORING

SCORING: Comstock, 32 rounds, 160 points
TARGETS: 16 IPSC "Classic"
SCORED HITS: Best 2 per IPSC, Steel Down = 1A
START-STOP: Audible-Last Shot
PENALTIES: Procedural -10
No-shoot hit -10
Miss -10



Stage 1



March Madness

LIPSA

Loaded For Bear

RULES: Practical Shooting Handbook, Latest Edition **Course Designer: Michael Linsalata**

START POSITION: Standing with heels touching **RED** mark. Gun is loaded and holstered. All extra mags are on table. PCC start is gun loaded. Safety on. Muzzle pointed down range. Butt of gun touching belt. All extra mags on table.

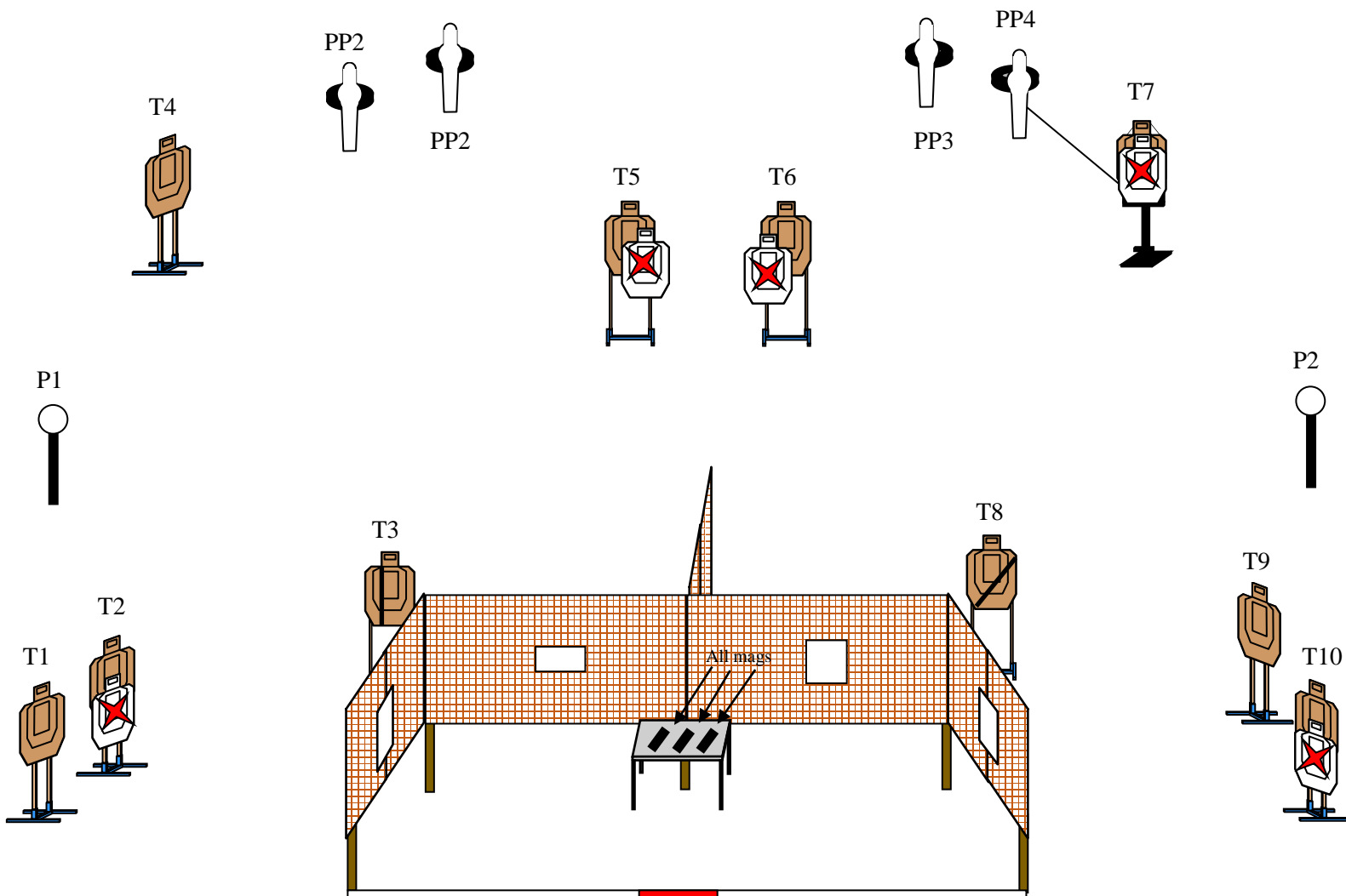
STAGE PROCEDURE

At signal, engage all targets and steel as they become visible from within the fault lines. **PP4 activates no shoot in front of T7. It must be activated before engaging T7. (Reload when necessary with mags from table).**

Special Thanks: April 26th Old Bridge

SCORING

SCORING: Comstock, 26 rounds, 130 points
TARGETS: 10 IPSC, 6 steel
SCORED HITS: Best 2 per IPSC, Steel Down = 1A
START-STOP: Audible-Last Shot
PENALTIES: Procedural -10
No-shoot hit -10
Miss -10



Stage 2



March Madness

LIPSA

Hose -N- Go

RULES: Practical Shooting Handbook, Latest Edition **Course Designer:** Michael Linsalata

START POSITION: Standing behind table, facing up range, wrists above shoulders. Unloaded gun and first mag on table. PCC has same start position.

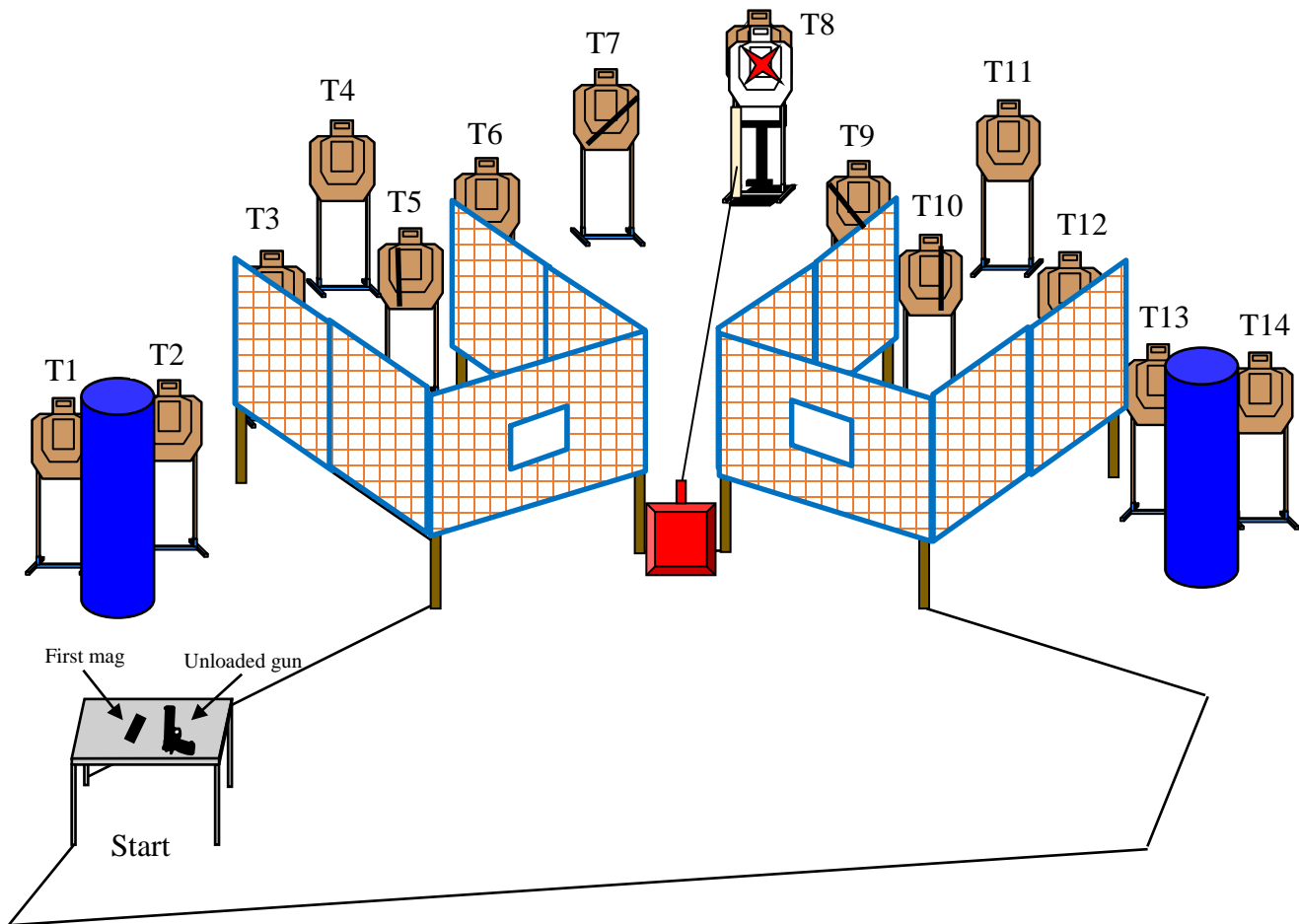
STAGE PROCEDURE

At signal, turn, pick up and load gun with mag from table. Then engage all targets as they become visible from within the fault lines.

Stepping on pressure plate will activate no shoot in front of T8. It must be activated before engaging T8.

SCORING

SCORING: Comstock, 28 rounds, 140 points
TARGETS: 14 IPSC
SCORED HITS: Best 2 per IPSC
START-STOP: Audible-Last Shot
PENALTIES: Procedural -10
No-shoot hit -10
Miss -10



March Madness



LIPSA

Lifeline

RULES: Practical Shooting Handbook, Latest Edition **Course Designer:** Michael Linsalata

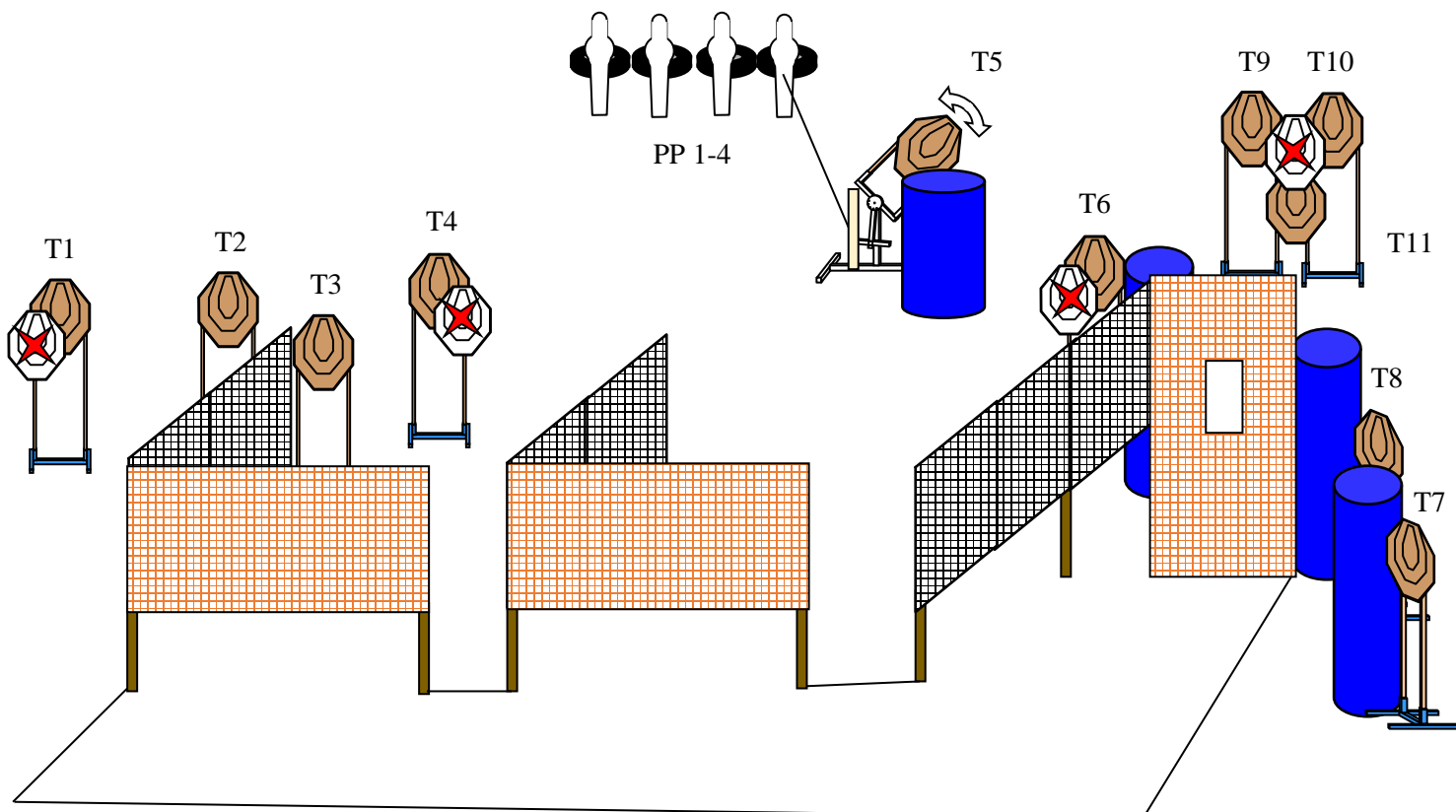
START POSITION: Standing anywhere in FFZ, hands relaxed at sides. Gun loaded and holstered. PCC start is gun loaded. Safety on. Muzzle pointed down range. Butt of gun touching belt.

STAGE PROCEDURE

At signal, engage all targets and steel as they become visible from within the fault lines. **PP4** activates **T5**. **T5** is a swinging target and must be activated before engaging.

SCORING

SCORING: Comstock, 26 rounds, 130 points
TARGETS: 11 IPSC "Classic", 4 steel
SCORED HITS: Best 2 per IPSC, Steel Down= 1A
START-STOP: Audible-Last Shot
PENALTIES: Procedural -10
No-shoot hit -10
Miss -10



Stage 4



March Madness

LIPSA

SQUARED

RULES: Practical Shooting Handbook, Latest Edition **Course Designer:** Michael Linsalata

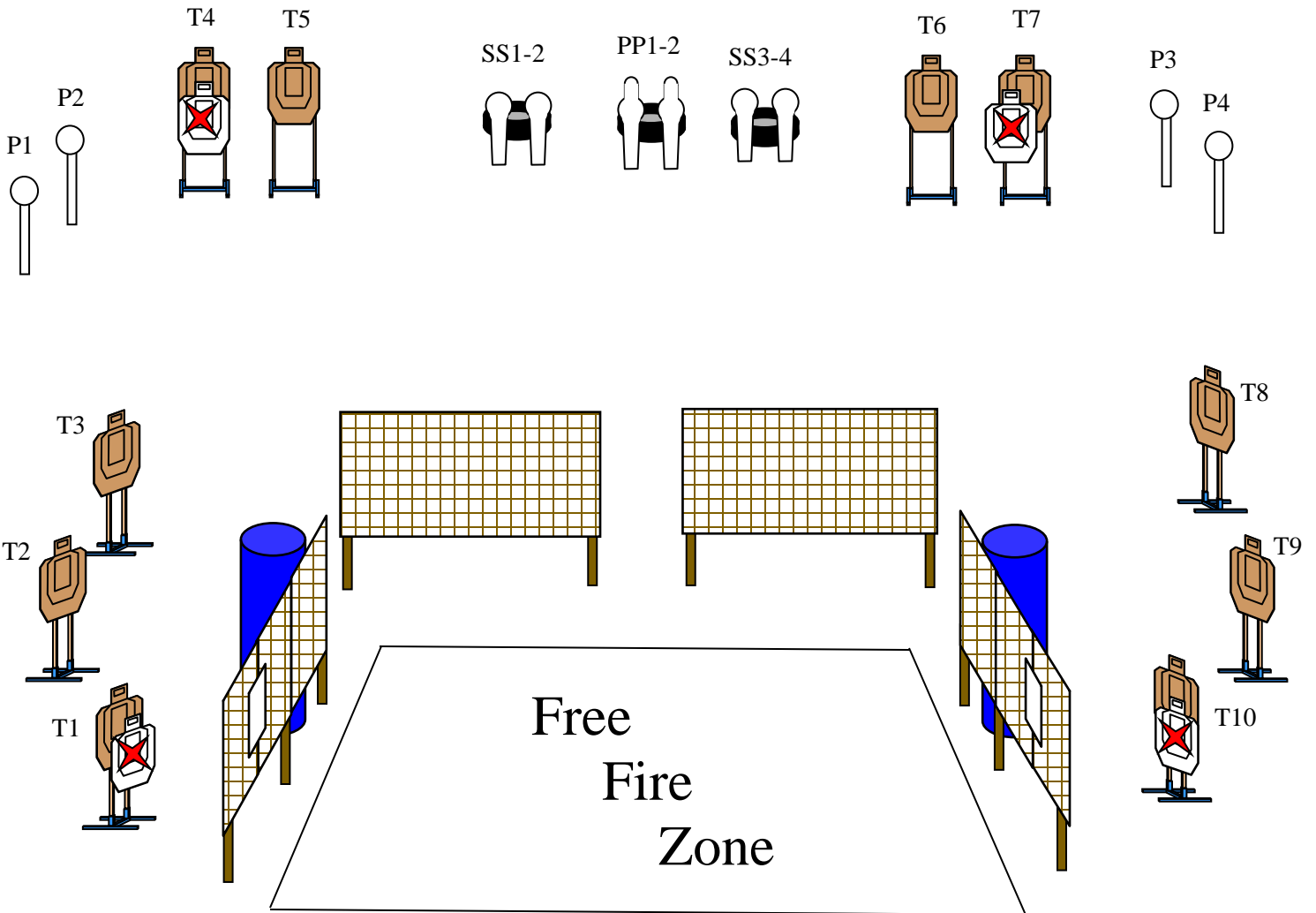
START POSITION: Standing anywhere in FFZ. Hands relaxed at sides. Gun loaded and holstered. PCC start is gun loaded. Safety on. Muzzle pointed down range. Butt touching belt

STAGE PROCEDURE

At signal, engage all targets and steel as they become visible from within the fault lines.

SCORING

SCORING: Comstock, 30 rounds, 150 points
TARGETS: 10 IPSC, 10 steel
SCORED HITS: Best 2 per IPSC, Steel Down= 1A
START-STOP: Audible-Last Shot
PENALTIES: Procedural -10
 No-shoot hit -10
 Miss -10



Stage 5

March Madness



LIPSA

Mad About You

RULES: Practical Shooting Handbook, Latest Edition **Course Designer: Michael Linsalata**

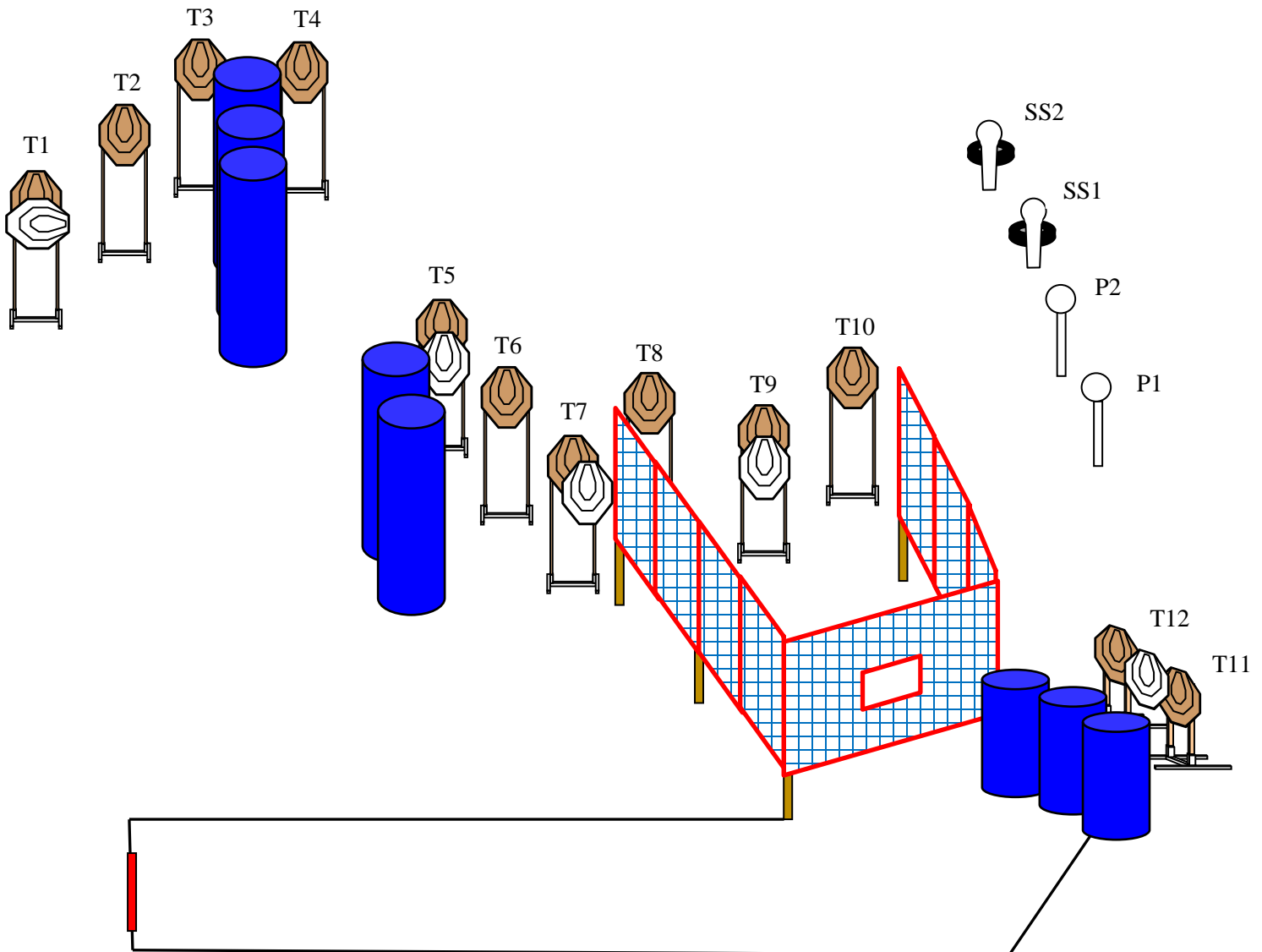
START POSITION: Standing with right foot touching **RED** mark, hands relaxed at sides. Gun loaded and holstered. PCC start is gun loaded, safety on. Pointing down range. Butt of gun touching belt.

STAGE PROCEDURE

At signal, step into Free Fire Zone, then engage all targets and steel as they become visible from within the fault lines.

SCORING

SCORING: Comstock, 28 rounds, 140 points
TARGETS: 12 IPSC, 4 steel
SCORED HITS: Best 2 per IPSC, Steel Down = 1A
START-STOP: Audible-Last Shot
PENALTIES: Procedural -10
No-shoot hit -10
Miss -10



Stage 6



CM 03-05

Paper Poppers

RULES: USPSA Handgun Competition Rules, current edition **COURSE DESIGNER:** Clif King – Modifications by US Design Team

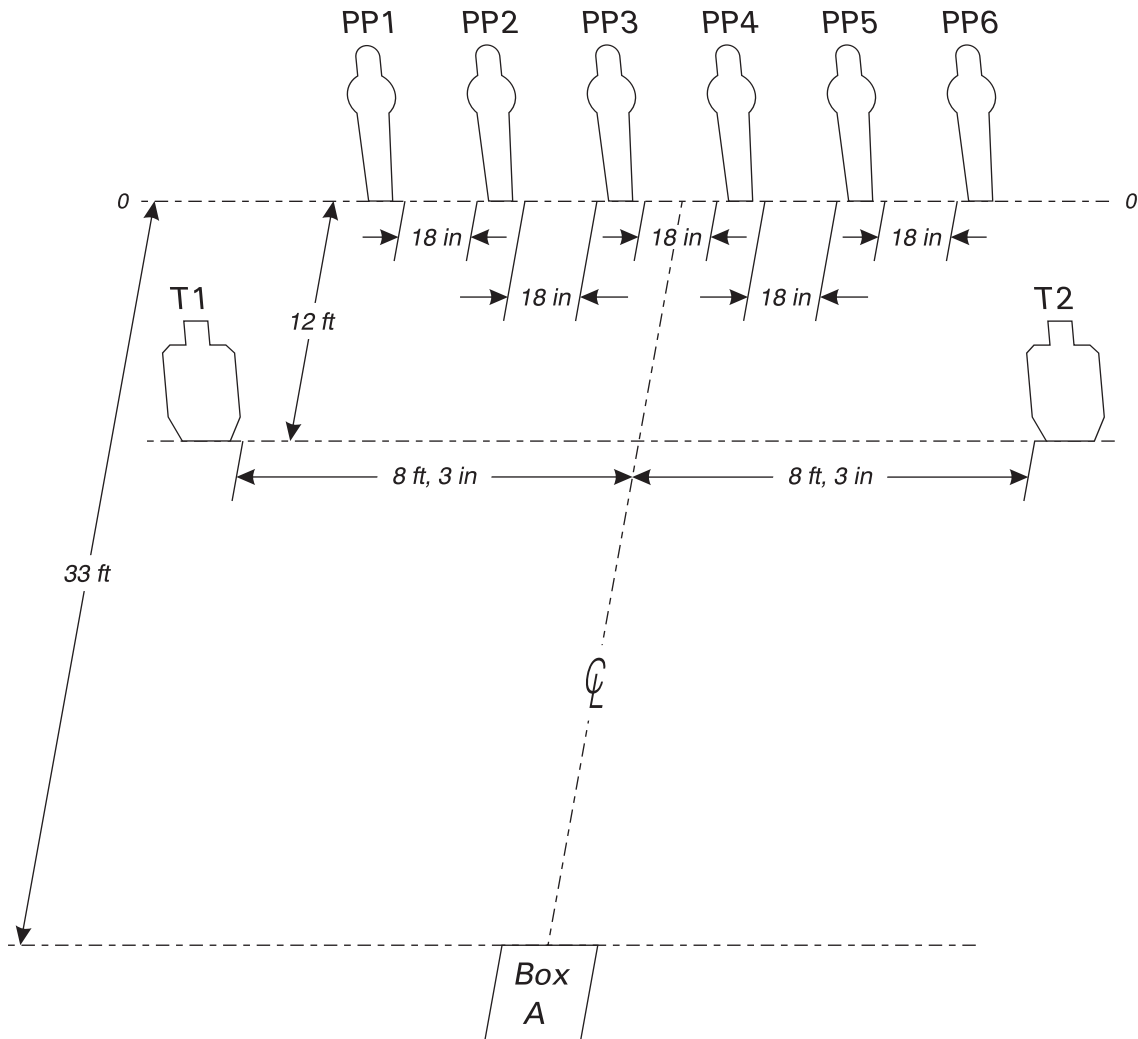
START POSITION: Standing in Box A, hands at surrender position (wrists above shoulders). Handgun is loaded and holstered as per ready condition in rule 8.1.1 and 8.1.2.

STAGE PROCEDURE

Upon start signal, engage either Array 1, or Array 2, perform a mandatory reload and engage the second array. Paper requires two rounds each and steel must fall to score. A mandatory reload is required whenever changing arrays. Array 1 = paper; Array 2 = steel.

SCORING

SCORING: Comstock, 10 rounds, 50 points
TARGETS: 2 Metric, 6 Pepper poppers
SCORED HITS: Best 2/paper, KD = 1 A
START - STOP: Audible - Last shot
PENALTIES: Per current edition USPSA Handgun Competition Rules



SETUP NOTES: Set paper targets to 5 feet high at shoulders. Box A is 3-feet by 3-feet.





March Madness

LIPSA

8 Straight

RULES: Practical Shooting Handbook, Latest Edition **Course Designer: Jeff Paulsen**

START POSITION: Standing in Box A, hands relaxed at sides. Gun loaded and holstered. PCC start is gun loaded, safety on. Pointing down range. Butt of gun touching belt.

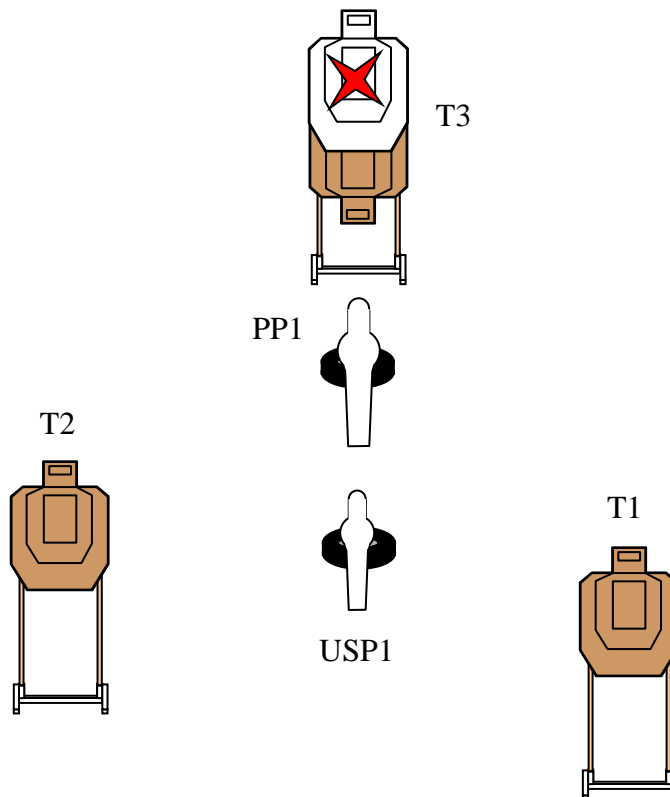
STAGE PROCEDURE

At signal, engage all targets and steel as they become visible from Box A.

Special Thanks: ESPS

SCORING

SCORING: Comstock, 8 rounds, 40 points
TARGETS: 3 IPSC, 2 steel
SCORED HITS: Best 2 per IPSC, Steel Down = 1A
START-STOP: Audible-Last Shot
PENALTIES: Procedural -10
No-shoot hit -10
Miss -10



Stage 8
(Pit 7)