



LIPSA

Stretch It Out

Special Thanks: Kevin O'Brien

RULES: Practical Shooting Handbook, Latest Edition **Course Designer: Michael Linsalata**

START POSITION: Standing with heels touching **RED** mark, hands relaxed at sides. Gun loaded and holstered. PCC start is gun loaded. Safety on. Muzzle pointed down range. Butt of gun touching belt.

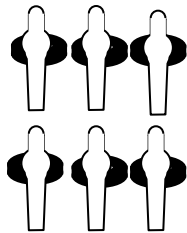
STAGE PROCEDURE

At signal, engage all targets and steel as they become visible from behind the fault lines.

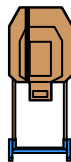
SCORING

SCORING: Comstock, 26 rounds, 130 points
TARGETS: 10 IPSC, 6 Pieces of steel
SCORED HITS: Best 2 per IPSC, Steel Down = 1A
START-STOP: Audible-Last Shot
PENALTIES: Procedural -10
 No-shoot hit -10
 Miss -10

PP 1-6



T4



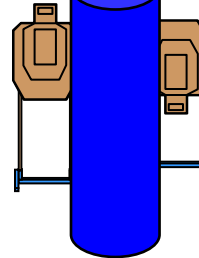
T5



T3

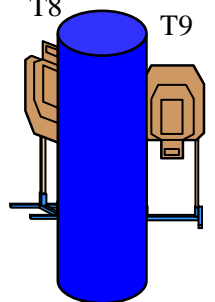


T6



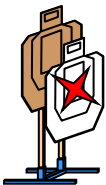
T7

T8

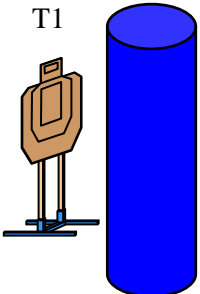


T9

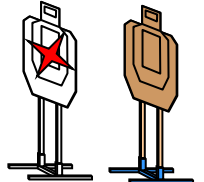
T2



T1



T10



Free Fire Zone

Stage 1
(Pit 1)



LIPSA

Feeling 24 Again

RULES: Practical Shooting Handbook, Latest Edition Course Designer: Michael Linsalata, Kevin O'Brien

Special Thanks: My youth

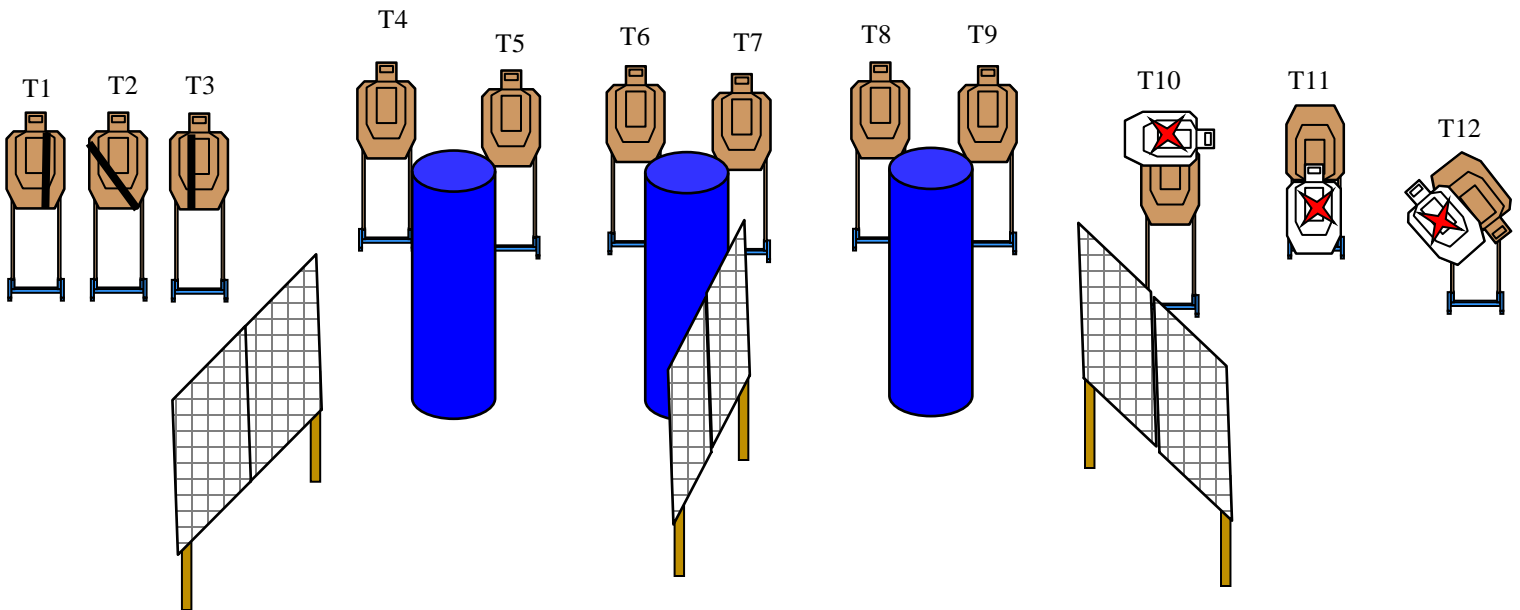
START POSITION: Standing anywhere in Free Fire Zone, hands relaxed at sides. Gun loaded and holstered. PCC start is gun loaded. Safety on. Muzzle pointed down range. Butt of gun touching belt.

STAGE PROCEDURE

At signal, engage all targets as they become visible from within the Free Fire Zone.

SCORING

SCORING:	Comstock, 24 rounds, 120 points
TARGETS:	12 IPSC
SCORED HITS:	Best 2 per IPSC
START-STOP:	Audible-Last Shot
PENALTIES:	Procedural -10
	No-shoot hit -10
	Miss -10



FFZ	FFZ	FFZ	FFZ
-----	-----	-----	-----

Stage 2 (Pit 2)



LIPSA

Steel Is Not So Cool

RULES: Practical Shooting Handbook, Latest Edition Course Designer: **Michael Linsalata, Kevin O'Brien**

Special Thanks: Matt McMahon

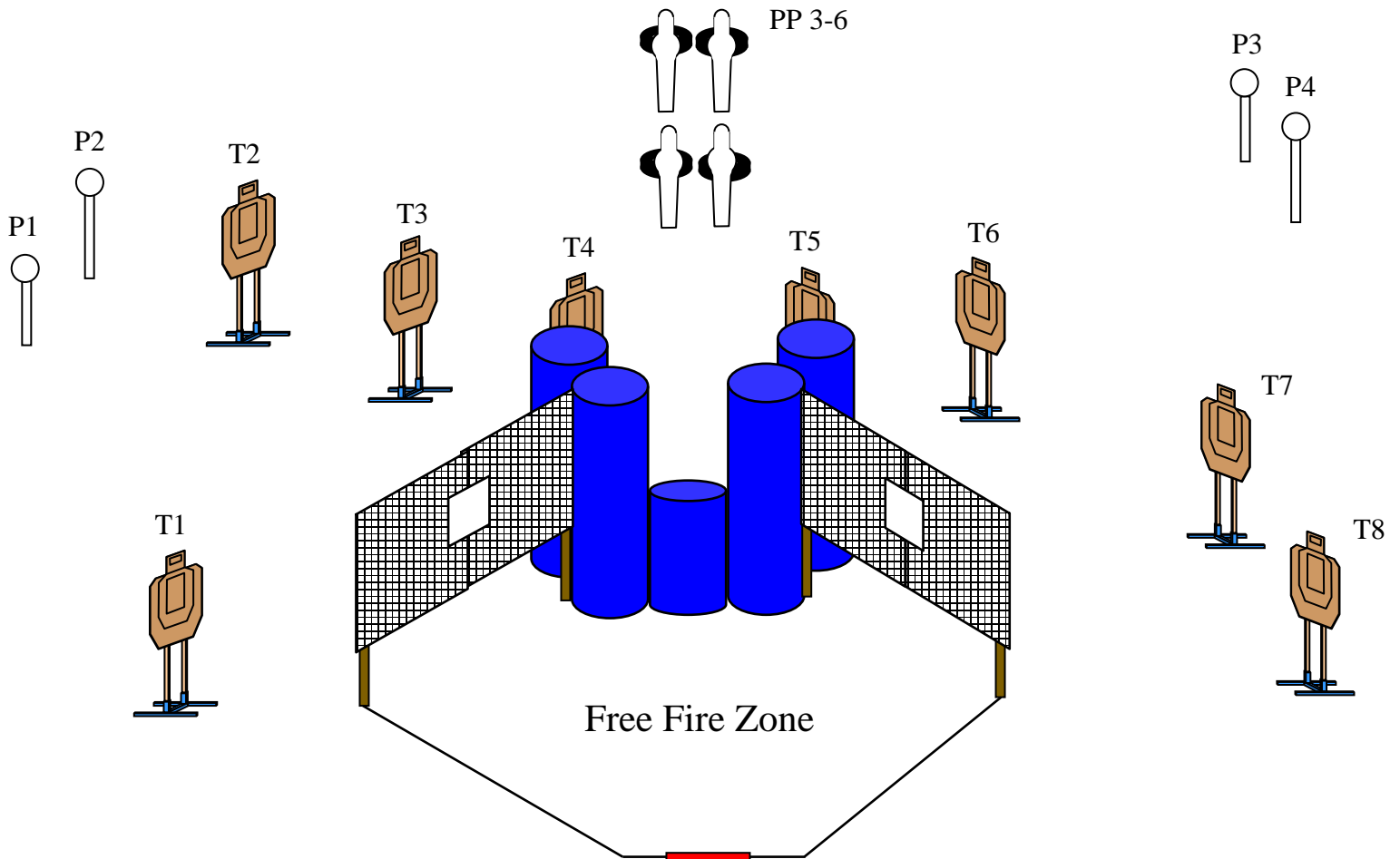
START POSITION: Standing with toes touching **RED** mark, wrists above shoulders. Gun loaded and holstered. PCC start is gun loaded. Safety on. Muzzle pointed down range. Butt of gun touching belt.

STAGE PROCEDURE

At signal, step into Free Fire Zone and engage all targets and steel as they become visible from within the fault lines.

SCORING

SCORING:	Comstock, 24 rounds, 120 points
TARGETS:	8 IPSC, 8 Pieces of steel
SCORED HITS:	Best 2 per IPSC, Steel Down= 1A
START-STOP:	Audible-Last Shot
PENALTIES:	Procedural -10
	No-shoot hit -10
	Miss -10



Stage 3
(Pit 3)



LIPSA

YouTube 20

Special Thanks: Some guy on You tube

RULES: Practical Shooting Handbook, Latest Edition **Course Designer:** Michael Linsalata, Kevin O'Brien

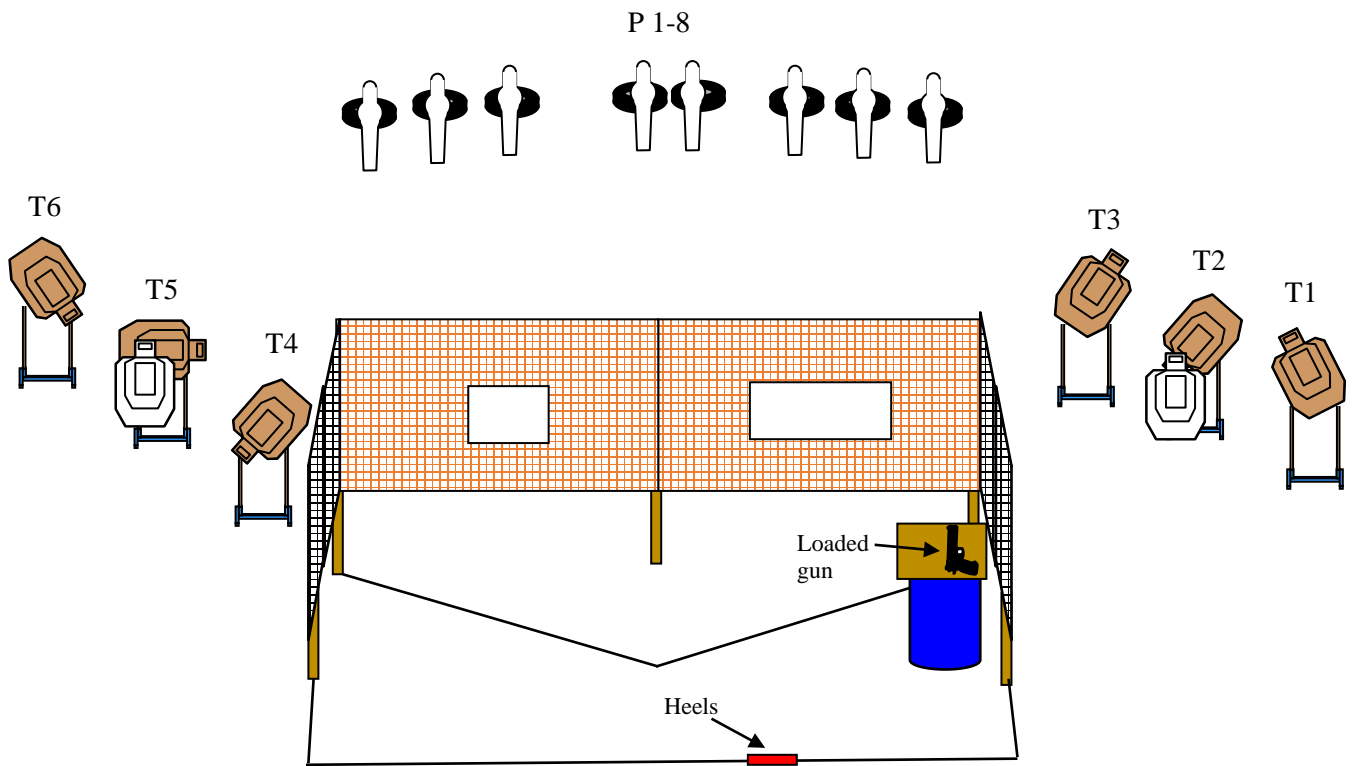
START POSITION: Standing with heels touching **RED** mark, hands relaxed at sides. Loaded gun on barrel. PCC has same start position.

STAGE PROCEDURE

At signal, pick up loaded gun from barrel. Then engage all targets and steel as they become visible from within the fault lines.

SCORING

SCORING: Comstock, 20 rounds, 100 points
TARGETS: 6 IPSC, 8 pieces of steel
SCORED HITS: Best 2 per IPSC, Steel Down = 1A
START-STOP: Audible-Last Shot
PENALTIES: Procedural -10
No-shoot hit -10
Miss -10



Stage 4
(Pit 4)



LIPSA

Shining Star

Special Thanks: Boredom

RULES: Practical Shooting Handbook, Latest Edition Course Designer: **Michael Linsalata, Kevin O'Brien**

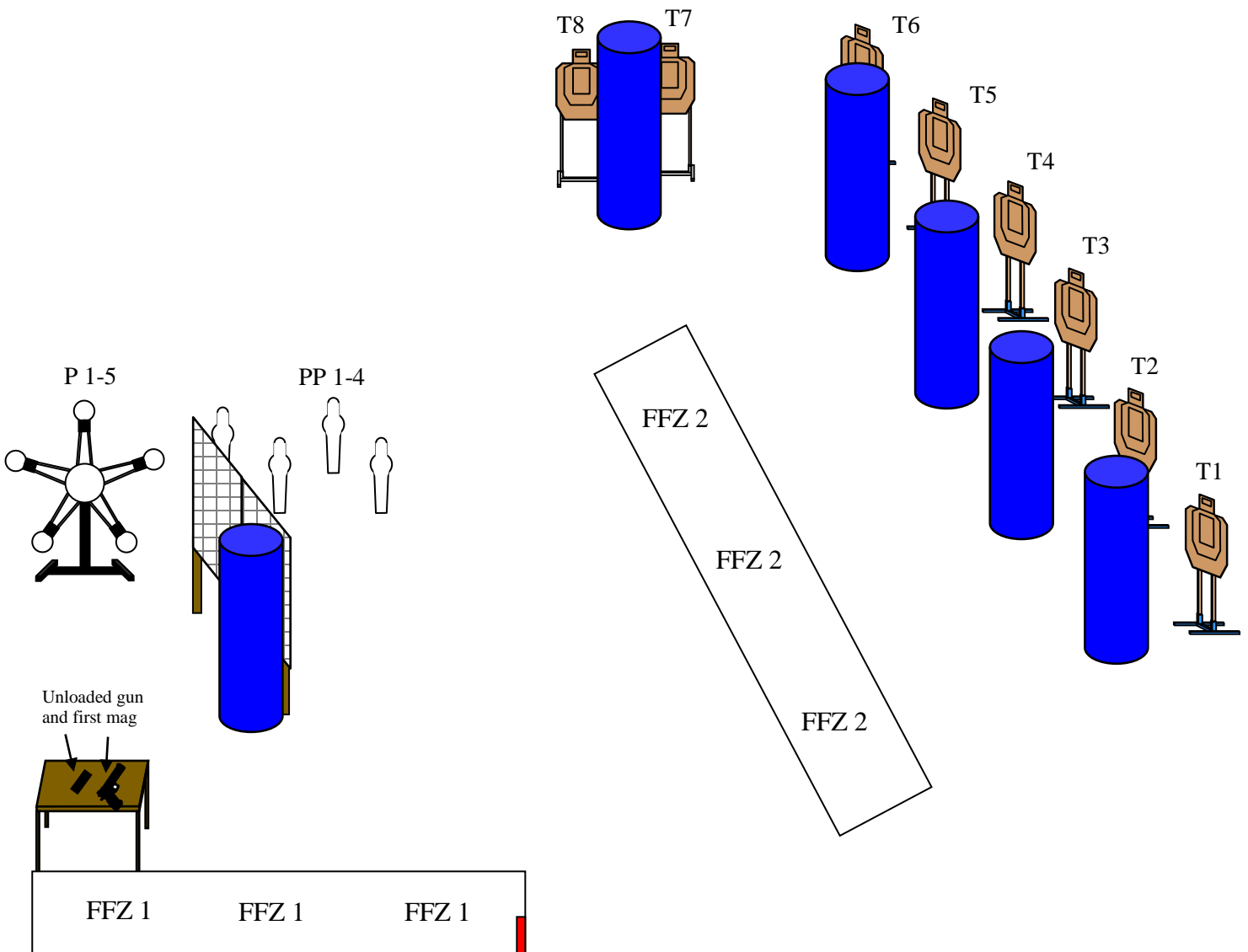
START POSITION: Standing in FFZ 1 with right foot touching **RED** mark, hands relaxed at sides. Unloaded gun and first mag on table. PCC has same start position.

STAGE PROCEDURE

At signal, advance and load gun with mag from table. Then engage P 1-5 and PP 1-4 as they become visible from FFZ 1. Advance to FFZ 2 and engage T1-T8 as they become visible from within the fault lines.

SCORING

SCORING: Comstock, 25 rounds, 125 points
TARGETS: 8 IPSC, 9 pieces of steel
SCORED HITS: Best 2 per IPSC, Steel Down = 1A
START-STOP: Audible-Last Shot
PENALTIES: Procedural -10
 No-shoot hit -10
 Miss -10



Stage 5
(Pit 5)

LIPSA

HIT & RUN

RULES: Practical Shooting Handbook, Latest Edition **Course Designer:** Michael Linsalata, Kevin O'Brien

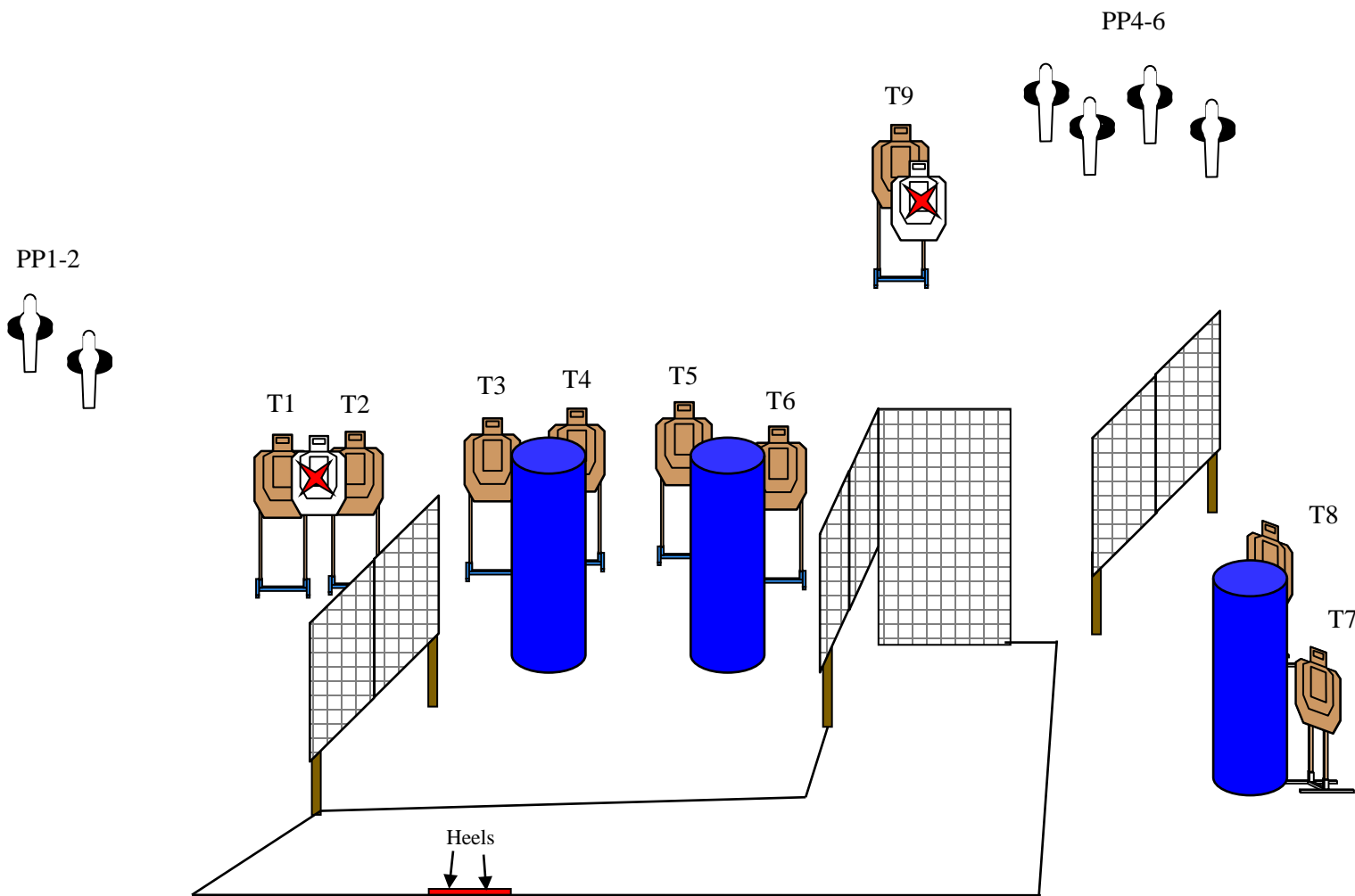
START POSITION: Standing with heels touching **RED** fault line. Hands relaxed at sides. Gun loaded and holstered. PCC start is gun loaded. Safety on. Muzzle pointed down range. Butt touching belt.

STAGE PROCEDURE

At signal, engage all targets and steel as they become visible from within the fault lines.

SCORING

SCORING: Comstock, 24 rounds, 120 points
TARGETS: 9 IPSC, 6 Pieces of steel
SCORED HITS: Best 2 per IPSC, Steel Down= 1A
START-STOP: Audible-Last Shot
PENALTIES: Procedural -10
No-shoot hit -10
Miss -10



Stage 6
(Pit 6)



CM 99-13

Quicky II

RULES: Practical Shooting Handbook, Latest Edition **COURSE DESIGNER:** Joe De Simone

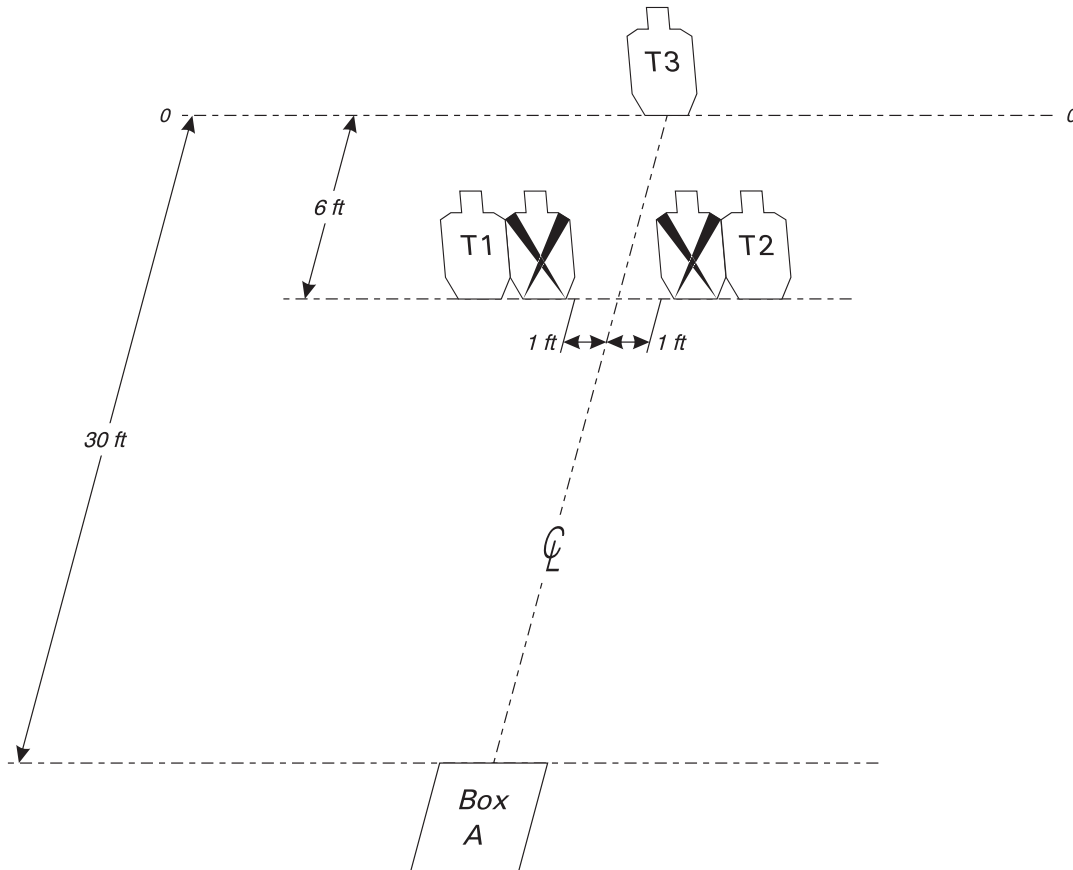
START POSITION: Standing in Box A, reaching overhead for a box, arms fully extended over head, elbows locked. Handgun is loaded and holstered as per ready condition in rule 8.1.1 and 8.1.2.

STAGE PROCEDURE

- String 1. Upon start signal, from Box A engage T1-T3 with only two rounds per target, then make a mandatory reload and from Box A engage T1-T3 with only two rounds per target using strong hand only.
- String 2. Upon start signal, from Box A engage T1-T3 with only two rounds per target, then make a mandatory reload and from Box A engage T1-T3 with only two rounds per target using weak hand only. Jams may be cleared with both hands.

SCORING

- SCORING:** Virginia Count, 24 rounds, 120 points
- TARGETS:** 3 IPSC
- SCORED HITS:** Best 8/paper
- START - STOP:** Audible - Last shot
- PENALTIES:** Per current edition USPSA Practical Shooting Handbook. Failure to perform mandatory reload will result in one procedural penalty per shot fired. Strings must be shot in order prescribed or one procedural will be assessed.



SETUP NOTES: Set paper targets to 5 feet high at shoulders. No-shoots are butted to edges of targets. Shooting box is 3 feet by 3 feet.





LIPSA

Barreled Over

Special Thanks:

RULES: Practical Shooting Handbook, Latest Edition **Course Designer: Michael Linsalata**

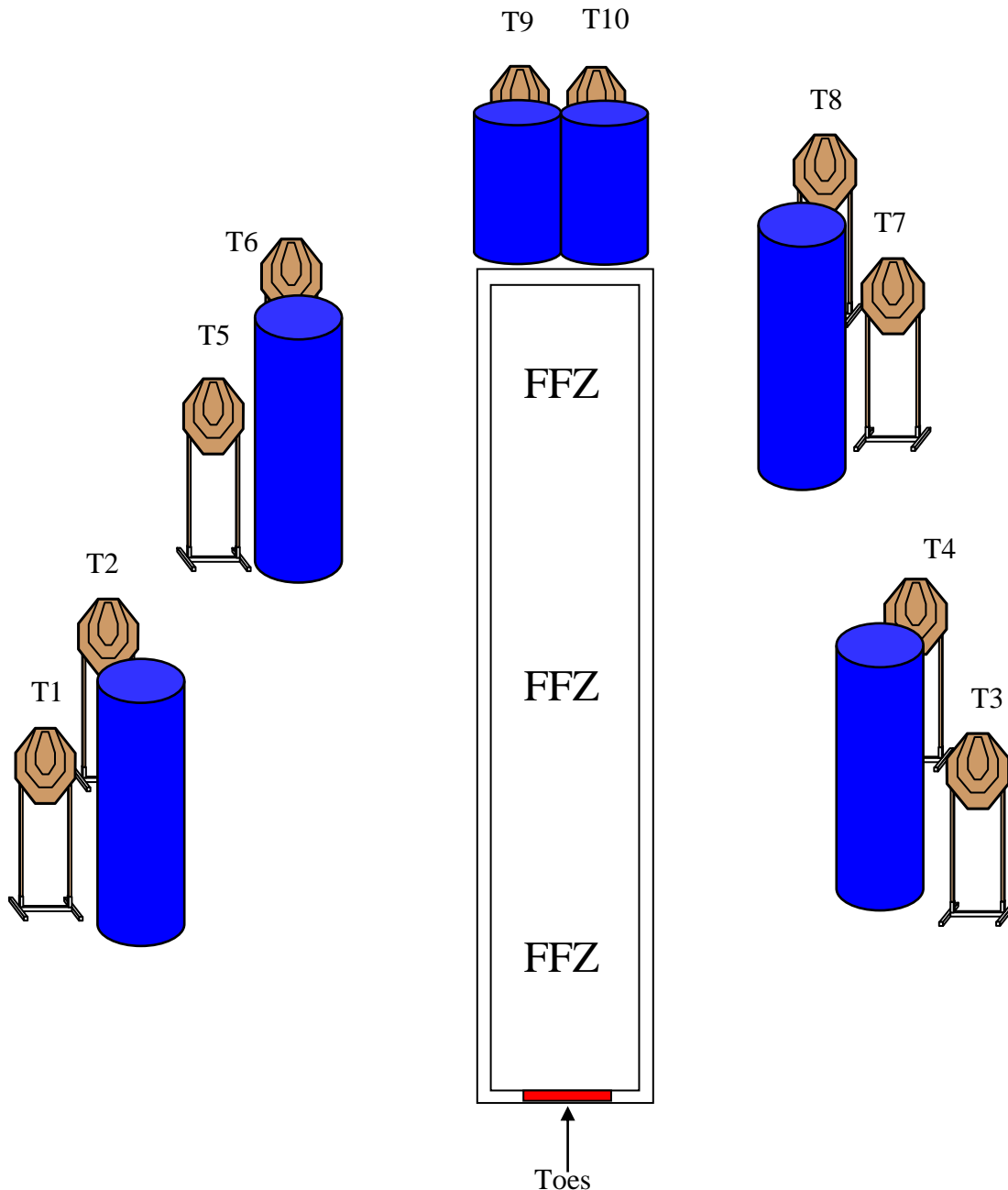
START POSITION: Standing with toes touching **RED** mark, hands relaxed at sides. Gun loaded and holstered. PCC start is gun loaded with safety on. Pointing down range with butt of gun touching belt.

STAGE PROCEDURE

At signal, step into Free Fire Zone and engage all targets as they become visible from within the fault lines.

SCORING

SCORING: Comstock, 20 rounds, 100 points
TARGETS: 10 IPSC "Classic"
SCORED HITS: Best 2 per IPSC
START-STOP: Audible-Last Shot
PENALTIES: Procedural -10
No-shoot hit -10
Miss -10



Stage 8
(22 Pit)