



LIPSA Game Tamer

Special Thanks:

RULES: Practical Shooting Handbook, Latest Edition **Course Designer: Michael Linsalata**

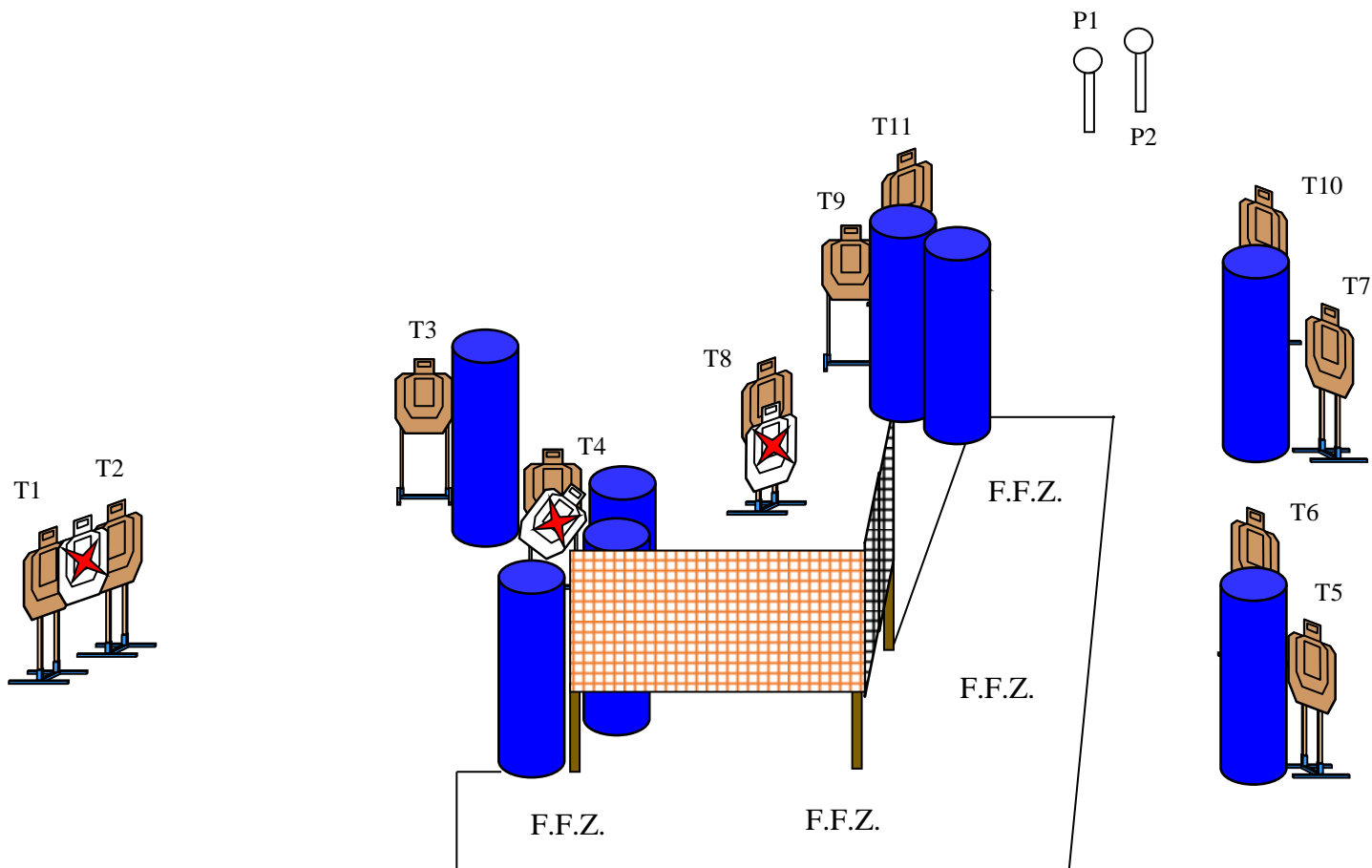
START POSITION: Standing anywhere in Free Fire Zone, hands relaxed at sides. Gun loaded and holstered. PCC start is gun loaded. Safety on. Muzzle pointed down range. Butt of gun touching belt.

STAGE PROCEDURE

At signal, engage all targets and steel as they become visible from within the Free Fire Zone.

SCORING

SCORING: Comstock, 24 rounds, 120 points
TARGETS: 11 IPSC, 2 steel
SCORED HITS: Best 2 per IPSC, steel down=1A
START-STOP: Audible-Last Shot
PENALTIES: Procedural -10
 No-shoot hit -10
 Miss -10



Stage 1



LIPSA

C.Q.B.

Special Thanks: Some guy on the net

RULES: Practical Shooting Handbook. Latest Edition **Course Designer: Michael Linsalata**

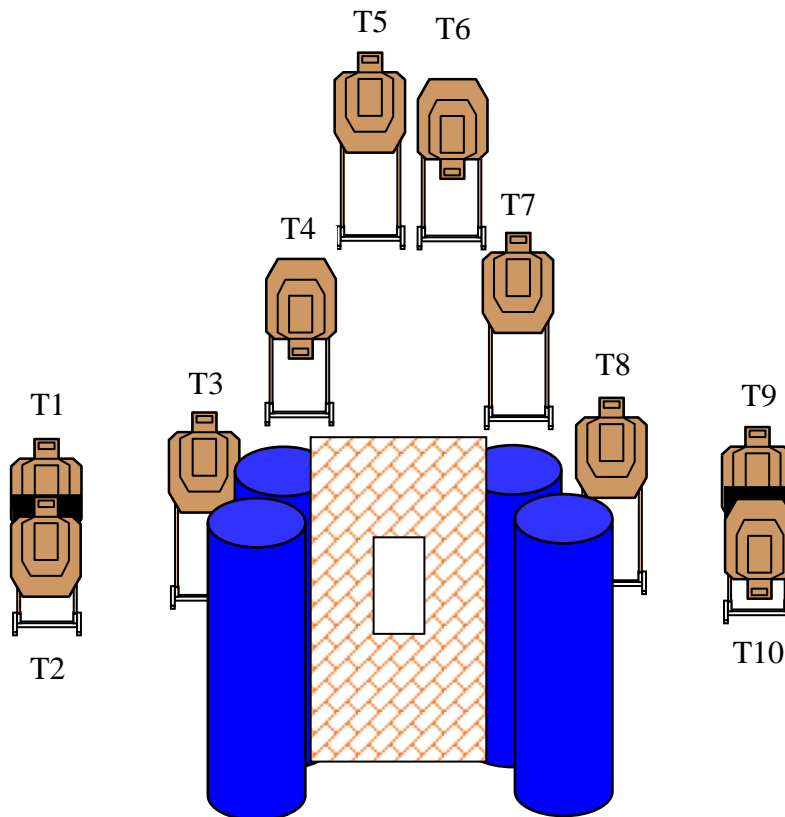
START POSITION: Standing anywhere in FFZ, hands relaxed at sides. Gun loaded and holstered. PCC start is gun loaded. Safety on. Muzzle pointed down range. Butt of gun touching belt.

STAGE PROCEDURE

At signal, engage all targets as they become visible from within the fault lines,

SCORING

SCORING: Comstock, 20 rounds, 100 points
TARGETS: 10 IPSC
SCORED HITS: Best 2 per IPSC
START-STOP: Audible-Last Shot
PENALTIES: Procedural -10
No-shoot hit -10
Miss -10



Free Fire Zone

Stage 2



LIPSA

Swift Swinger

RULES: Practical Shooting Handbook, Latest Edition **Course Designer: Michael Linsalata**

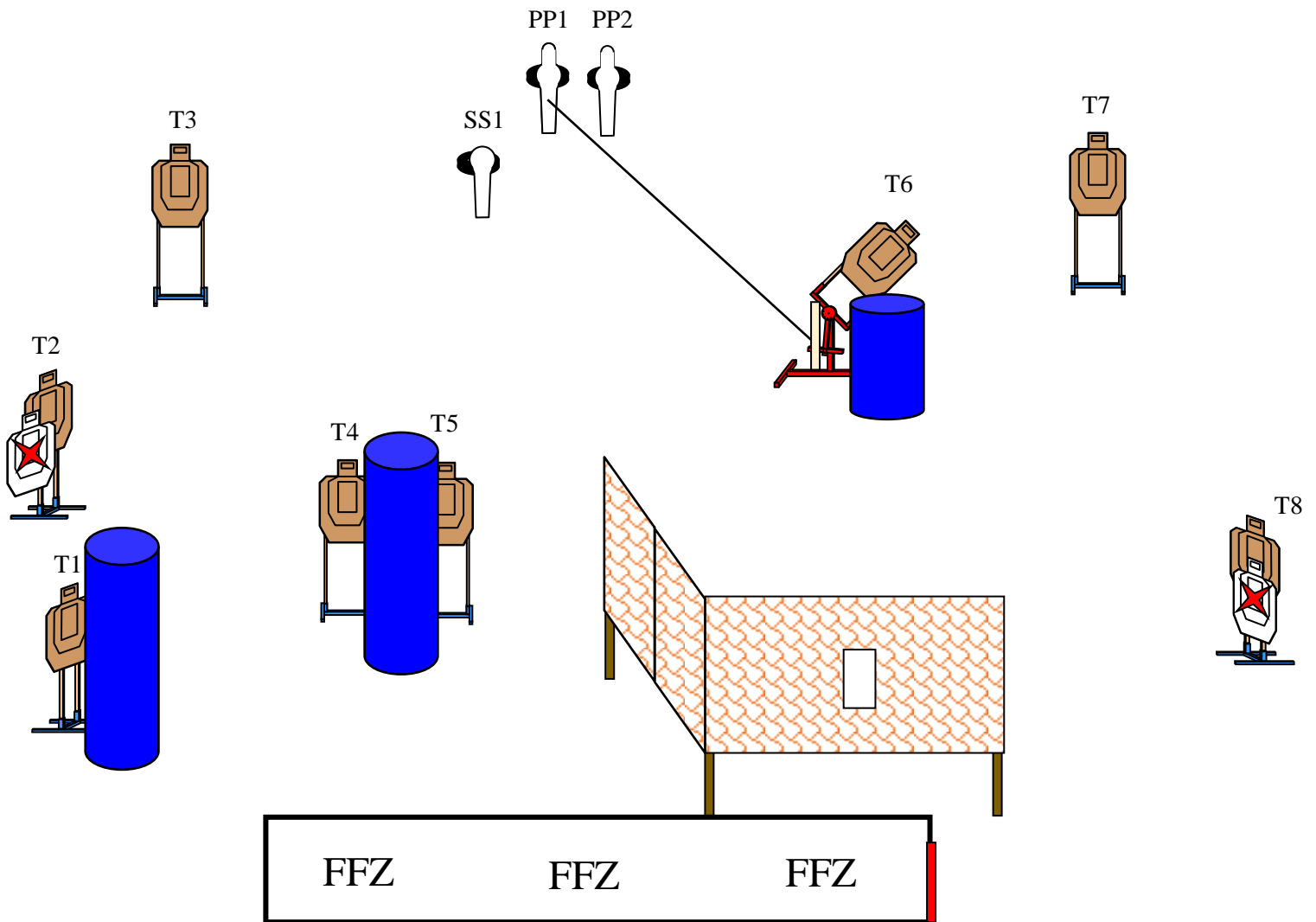
START POSITION: Standing with left foot touching **RED** mark outside of FFZ, hands relaxed at sides. Gun loaded and holstered. PCC start is gun loaded. Safety on. Muzzle pointed down range. Butt of gun touching belt.

STAGE PROCEDURE

At signal, step into Free Fire Zone and engage all targets and steel as they become visible from within the fault lines. (PP1 activates T5. T5 is a swinging target. It must be activated before being engaged).

SCORING

SCORING:	Comstock, 19 rounds, 95 points
TARGETS:	8 IPSC, 3 pieces of steel
SCORED HITS:	Best 2 per IPSC, Steel Down = 1A
START-STOP:	Audible-Last Shot
PENALTIES:	Procedural -10
	No-shoot hit -10
	Miss -10



Stage 3



LIPSA

The Nine

RULES: Practical Shooting Handbook, Latest Edition **Course Designer:** Michael Linsalata

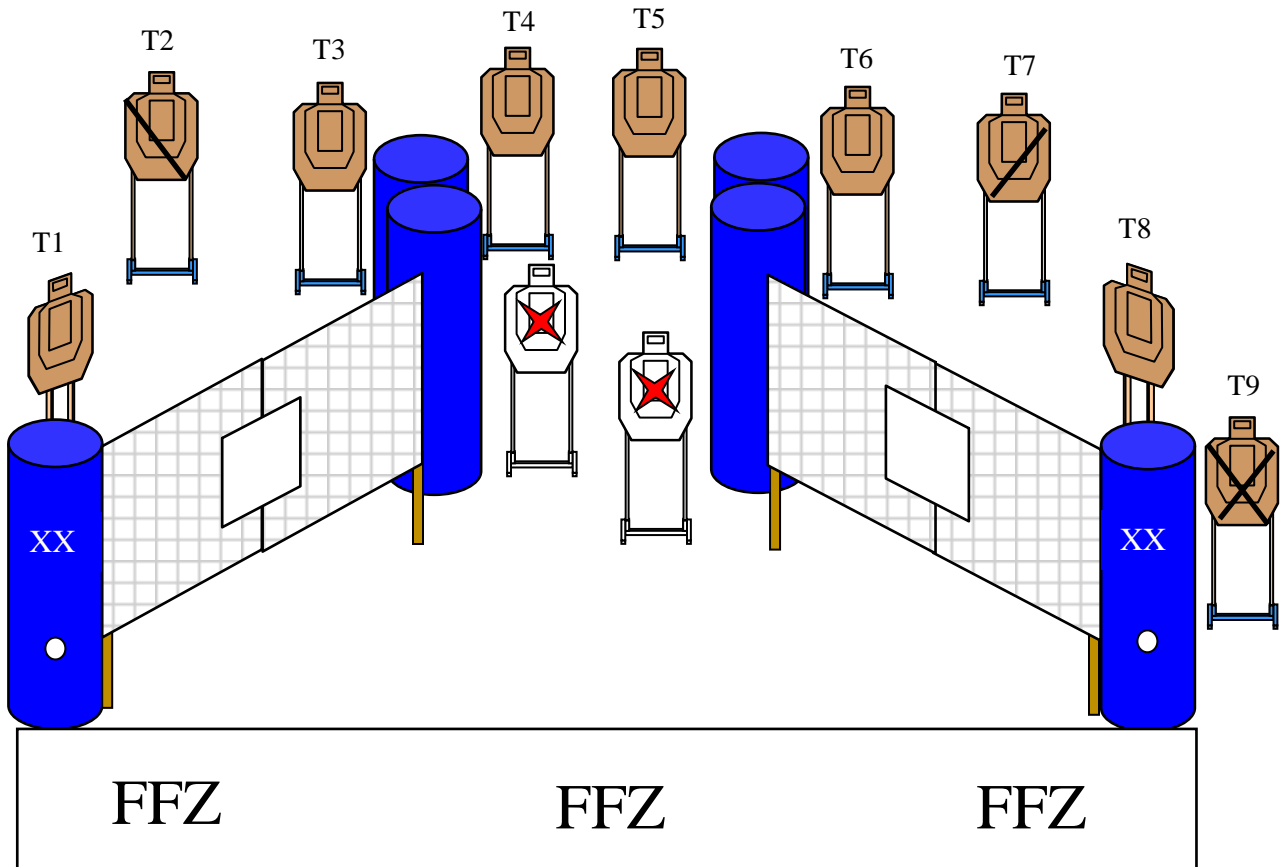
START POSITION: Standing with hands touching X's on either side. Gun loaded and holstered. PCC start is gun loaded. Safety on. Muzzle touching mark on barrel.

STAGE PROCEDURE

At signal, engage all targets as they become visible from within the Free Fire Zone. (**All targets get 3 rounds each**).

SCORING

SCORING: Comstock, 27 rounds, 135 points
TARGETS: 9 IPSC
SCORED HITS: Best 3 per IPSC
START-STOP: Audible-Last Shot
PENALTIES: Procedural -10
No-shoot hit -10
Miss -10



Stage 4



LIPSA

Barrel Run 2 1/2

RULES: Practical Shooting Handbook, Latest Edition **Course Designer: Michael Linsalata**

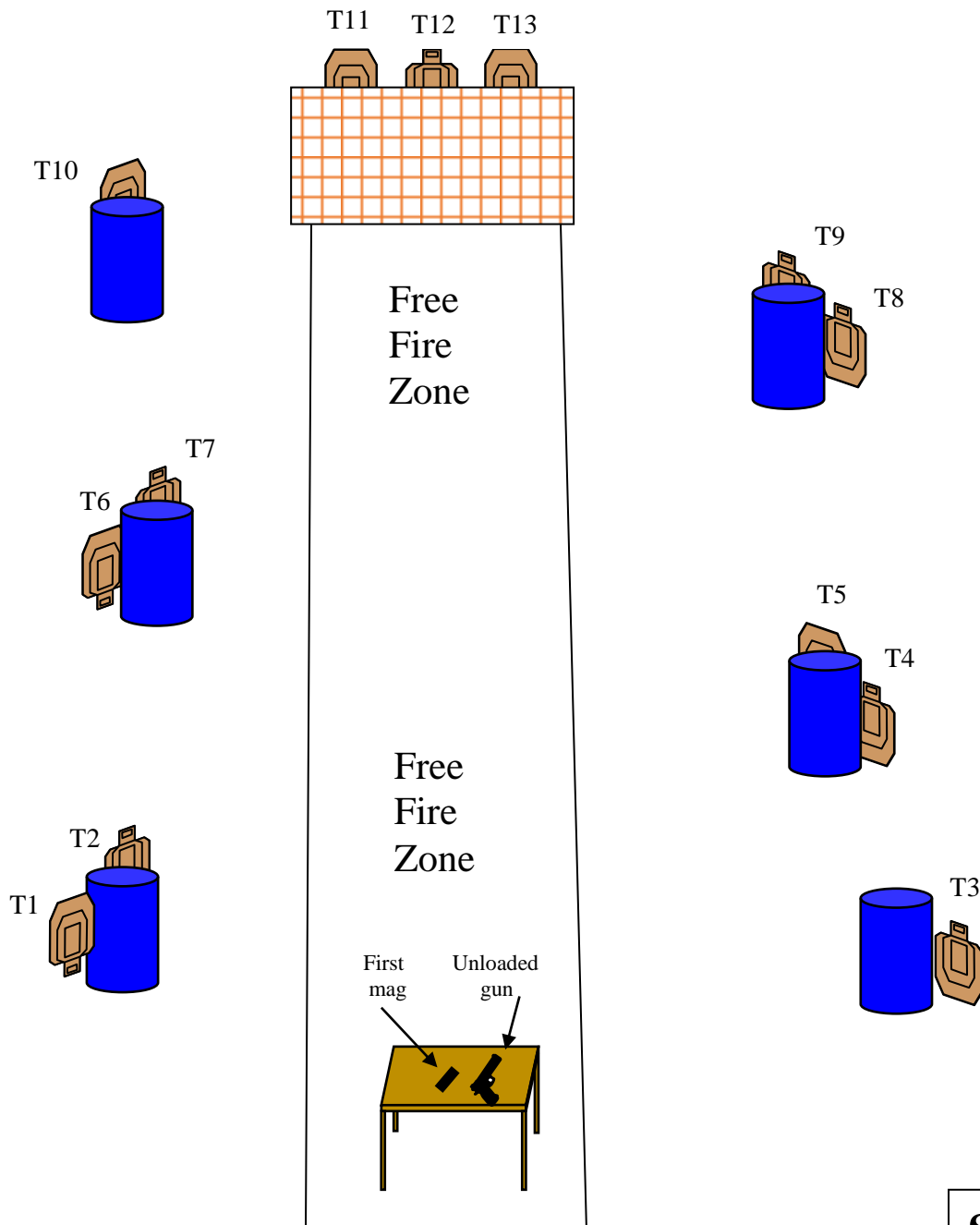
START POSITION: Standing behind table, hands relaxed at sides. Unloaded gun and first mag on table.
PCC has same start position.

STAGE PROCEDURE

At signal, pick up and load gun with mag from table. Then engage all targets as they become visible from the Free Fire Zone. (*Gun should have slide forward, hammer down and not be propped up in any way.*)

SCORING

SCORING: Comstock, 26 rounds, 130 points
TARGETS: 13 IPSC
SCORED HITS: Best 2 per IPSC
START-STOP: Audible-Last Shot
PENALTIES: Procedural -10
No-shoot hit -10
Miss -10



Stage 5



LIPSA

Don't Back Down

Special Thanks: Some guy on the internet

RULES: Practical Shooting Handbook. Latest Edition **Course Designer: Michael Linsalata**

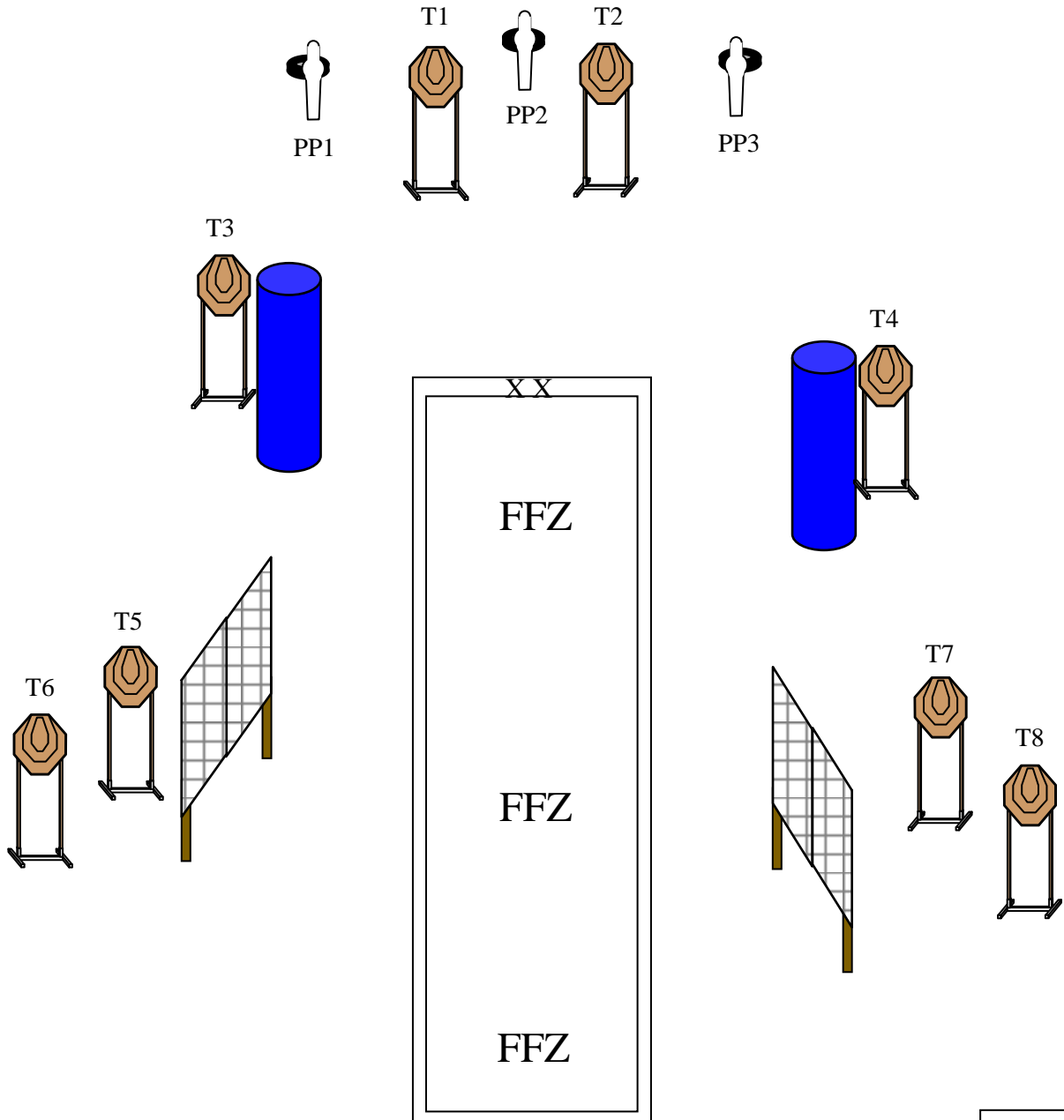
START POSITION: Standing with toes touching X's, wrists above shoulders. Gun loaded and holstered. PCC start is gun loaded. Safety on. Butt touching belt. Muzzle pointed down range.

STAGE PROCEDURE

At signal, engage all targets and steel as they become visible from the Free Fire Zone. (**Be careful backing up. WATCH YOUR 180!!!**)

SCORING

SCORING: Comstock, 19 rounds, 95 points
TARGETS: 8 IPSC "Classic", 3 PP
SCORED HITS: Best 2 per IPSC, Steel Down = 1A
START-STOP: Audible-Last Shot
PENALTIES: Procedural -10
No-shoot hit -10
Miss -10



Stage 6



CM 99-23

Front Sight

RULES: USPSA Handgun Competition Rules, current edition **COURSE DESIGNER:** P.R. Metcalf—Modification by US Design Team

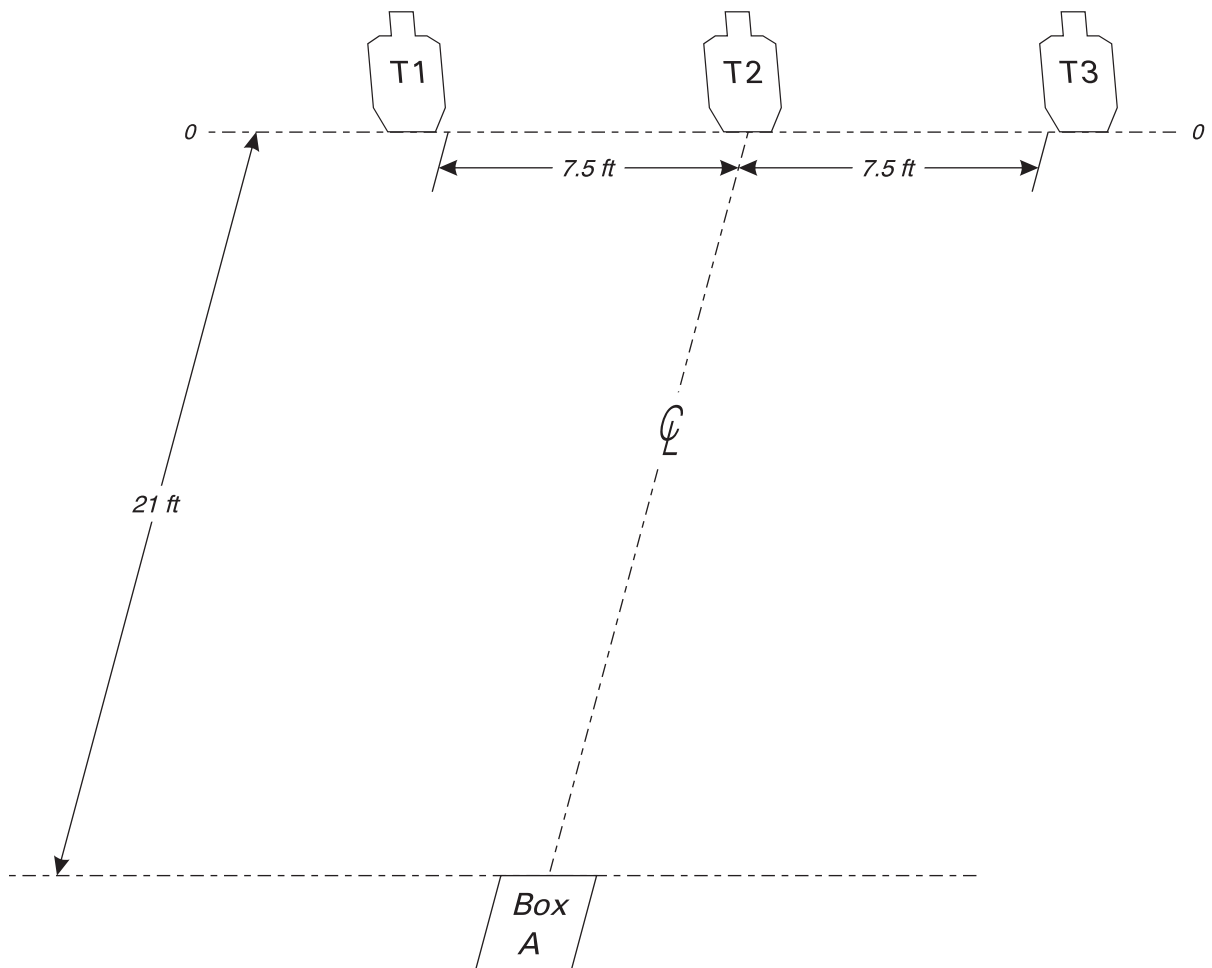
START POSITION: Standing in Box A, both arms hanging relaxed at sides or both wrists above respective shoulders - shooter's choice. Handgun is loaded and holstered as per ready condition in rule 8.1.1 and 8.1.2.

STAGE PROCEDURE

- String 1. Start facing uprange. Upon start signal, turn, from Box A engage T1-T3 with only two rounds per target.
- String 2. Start facing targets, hand position opposite of string one, upon start signal, from Box A, engage T1-T3 with only two rounds per target.

SCORING

- SCORING:** Virginia Count, 12 rounds, 60 points
- TARGETS:** 3 Metric
- SCORED HITS:** Best 4/paper
- START - STOP:** Audible - Last shot
- PENALTIES:** Per current edition USPSA Handgun Competition Rules



SETUP NOTES: Set paper targets to 5 feet high at shoulders. Box A is 3 feet by 3 feet. Angle T1 and T3 to face shooting box.

