

2020 Long Island Championship

Stage 1 (Pit 1)- Zippity Duda.....	31 rounds
Stage 2 (Pit 2)- Odds & Ends.....	25 rounds
Stage 3 (Pit 3)- Impatient.....	26 rounds
Stage 4 (Pit 4)- Paulsen’s Palace.....	27 rounds
Stage 5 (Pit 5)- Sword of Sparta.....	32 rounds
Stage 6 (Pit 6)- It’s a Mag, Mag, Mag World.....	28 rounds
Stage 7 (Pit 7)- Max Trapped.....	8 rounds
Stage 8 (Pit 7) – Flat Lying.....	14 rounds
Stage 9 (100 yd) – A Little Piece of The Desert....	32 rounds
Stage 10 (Pit 9)- Catch 22.....	22 rounds
Stage 11 (Pit 10)- “The Chrono”.....	3 rounds
Stage 12 (Pit 11)- Out There.....	26 rounds

Total- 274 rounds

2020 Long Island Championship



LIPSA

Zippity Duda

RULES: Practical Shooting Handbook, Latest Edition **Course Designer: Michael Linsalata**

START POSITION: Standing directly behind barrel with both hands flat on top. Unloaded gun and first mag on table. PCC has same start position.

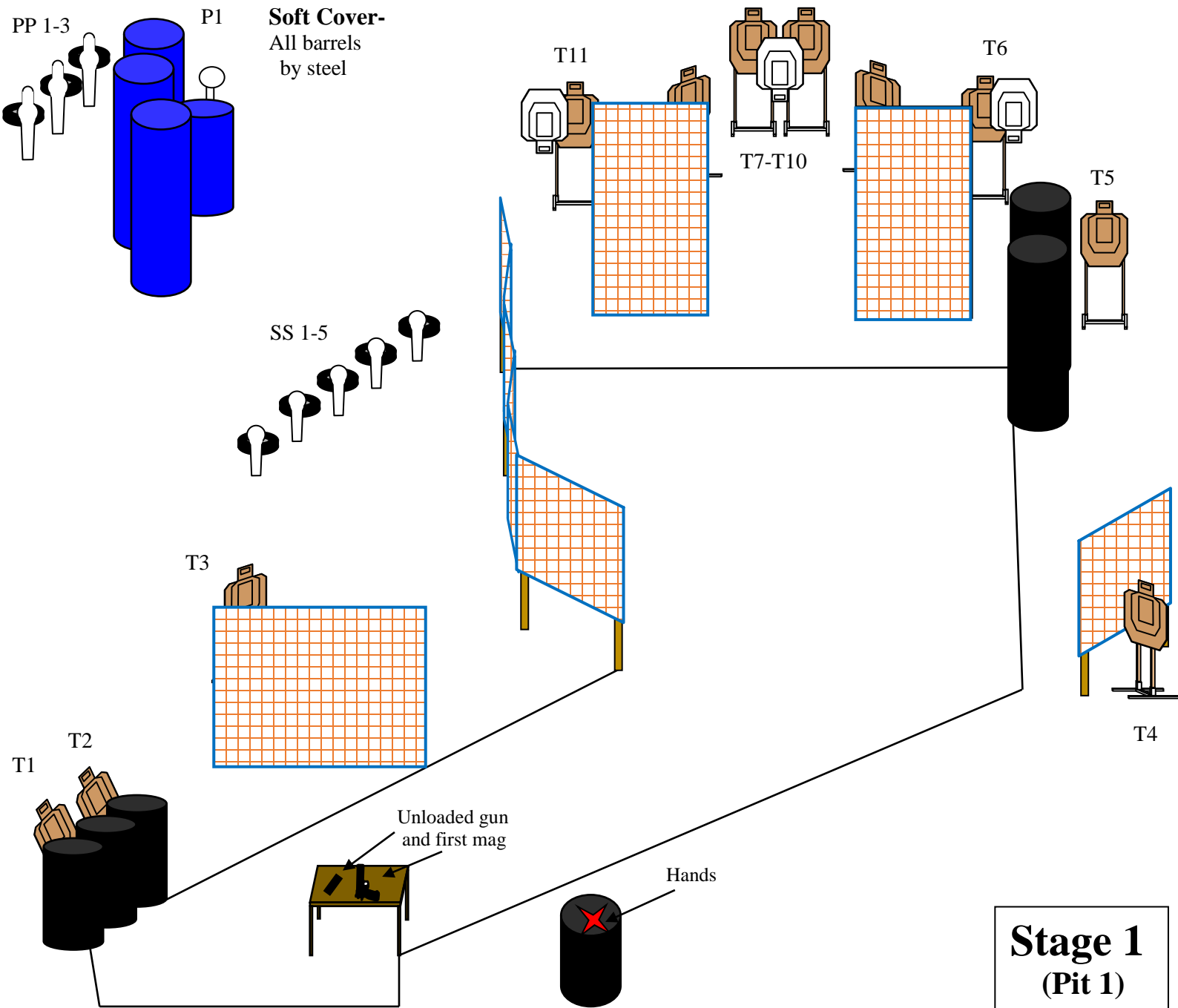
STAGE PROCEDURE

At signal, pick up and load gun with mag from table. Then engage all targets and steel as they become visible from within the shooting area. All extra mags should be carried on person.

Special Thanks: Bill Duda, 2018 Area 8

SCORING

SCORING: Comstock, 31 rounds, 155 points
TARGETS: 11 USPSA, 9 pieces of steel
SCORED HITS: Best 2 per USPSA, Steel Down = 1A
START-STOP: Audible-Last Shot



**Stage 1
(Pit 1)**



2020 Long Island Championship

LIPSA

Odds & Ends

RULES: Practical Shooting Handbook, Latest Edition **Course Designer:** Michael Linsalata

START POSITION: Standing with toes touching **RED** mark. Hands relaxed at sides. Gun loaded and holstered. PCC start is gun loaded. Safety on. Muzzle pointed down range. Butt of gun touching belt.

STAGE PROCEDURE

At signal, engage all targets and steel as they become visible from both shooting areas.

Special Thanks: David Ankeny, 2018 Area 8

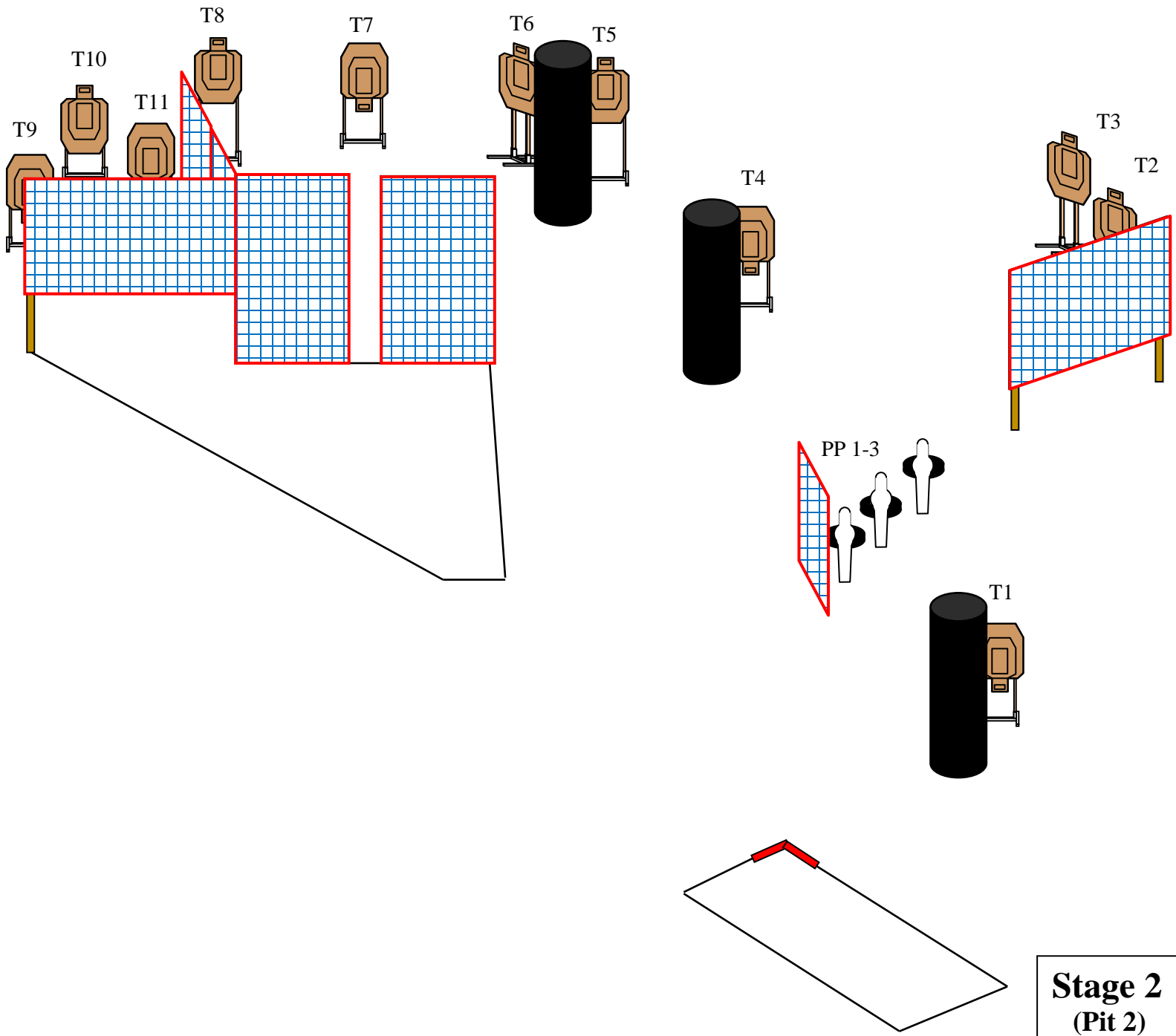
SCORING

SCORING: Comstock, 25 rounds, 125 points

TARGETS: 11 USPSA, 3 pieces of steel

SCORED HITS: Best 2 per USPSA, Steel Down = 1A

START-STOP: Audible-Last Shot



**Stage 2
(Pit 2)**

2020 Long Island Championship



LIPSA

Impatient

Special Thanks: Spanky

RULES: Practical Shooting Handbook, Latest Edition Course Designer: **Michael Linsalata**

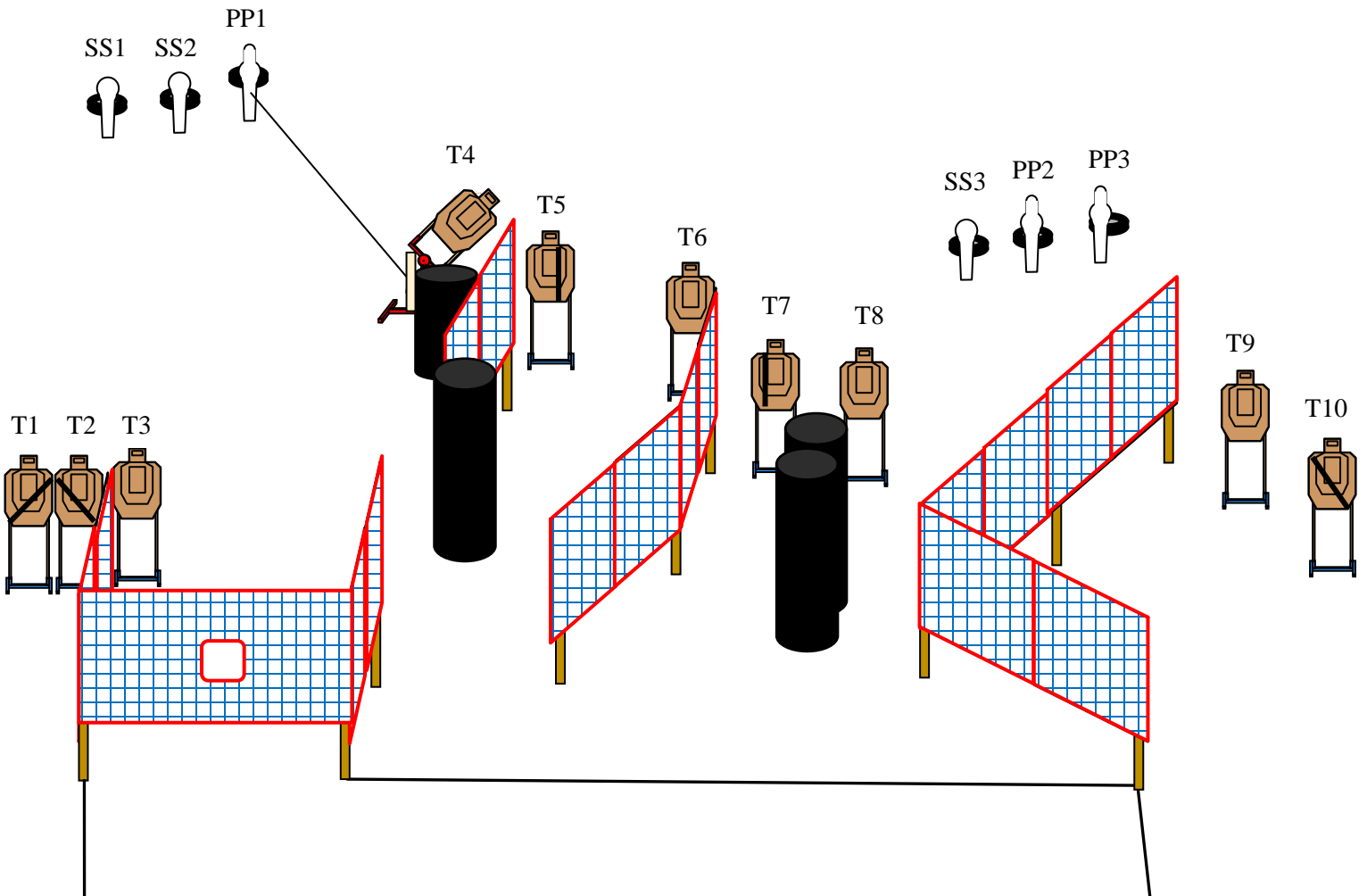
START POSITION: Standing anywhere in shooting area, hands relaxed at sides. Gun loaded and holstered. PCC start is gun loaded. Safety on. Muzzle pointing down range. Butt of gun touching belt.

STAGE PROCEDURE

At signal, engage all targets and steel as they become visible from within the fault lines. **PP1** activates **T4**. **T4** is a swinging target. **T4** must be activated before engaging.

SCORING

SCORING: Comstock, 26 rounds, 130 points
TARGETS: 10 USPSA, 6 steel
SCORED HITS: Best 2 per USPSA, Steel Down = 1A
START-STOP: Audible-Last Shot



Stage 3
(Pit 3)



2020 Long Island Championship

LIPSA

Paulsen's Palace

RULES: Practical Shooting Handbook, Latest Edition **Course Designer:** Michael Linsalata

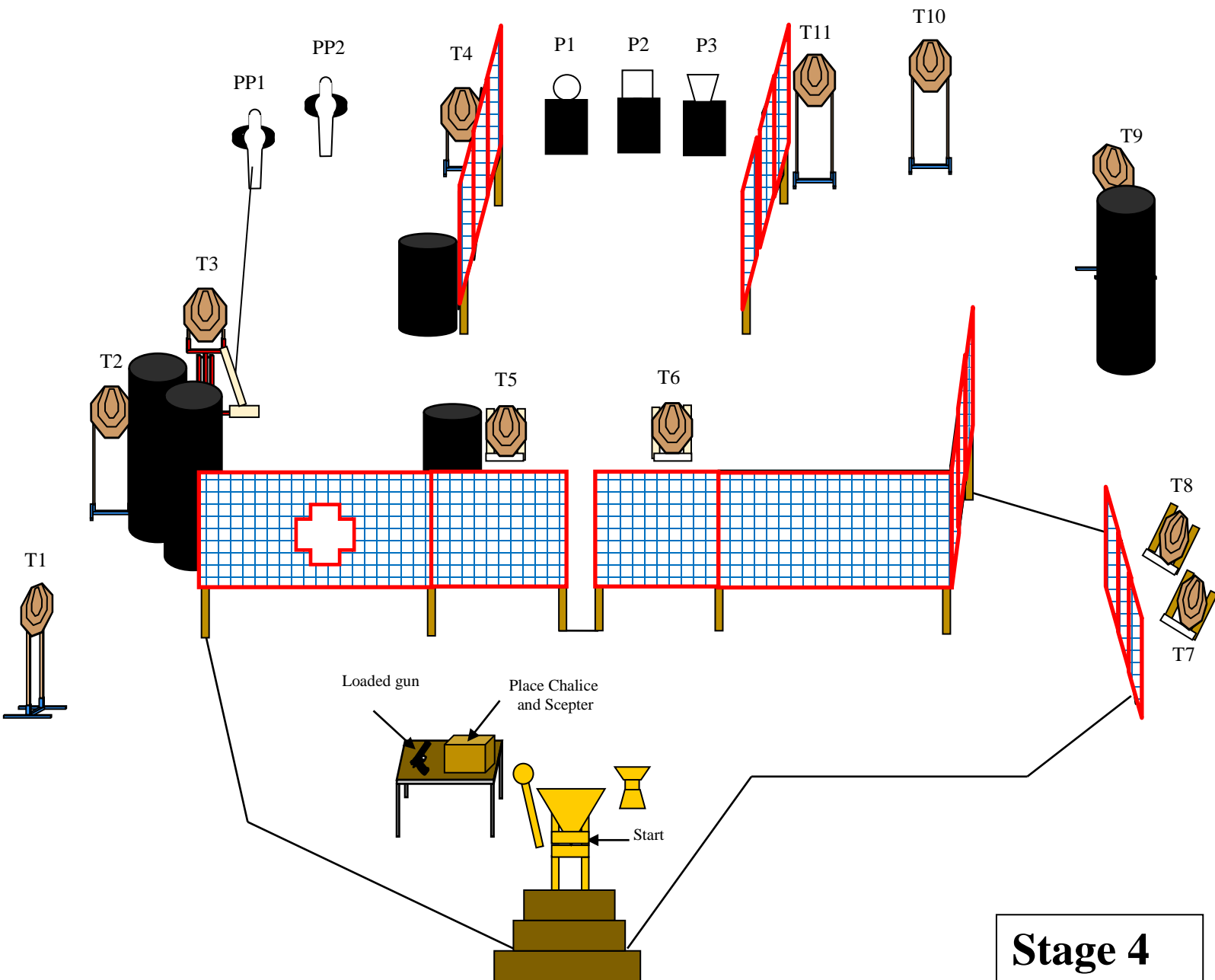
START POSITION: Sitting in Throne holding Chalice in one hand and Scepter in the other. Loaded gun on table. PCC has same start position.

STAGE PROCEDURE

At signal, place Chalice and Scepter in box. Then pick up loaded gun and engage all targets and steel as they become visible from within the fault lines. **Chalice and Scepter must remain in box or incur a procedural for each. (PP1 activates T3. It is a Disappearing target. T3 must be activated before being engaged. There is no penalty for missing).**

SCORING

SCORING: Comstock, 27 rounds, 135 points
TARGETS: 11 IPSC, 5 steel
SCORED HITS: Best 2 per IPSC, Steel Down = 1A
START-STOP: Audible-Last Shot



Stage 4
(Pit 4)



2020 Long Island Championship

LIPSA

Sword of Sparta

RULES: Practical Shooting Handbook, Latest Edition Course Designer: **Anna Roina, Eddie Bujnak**

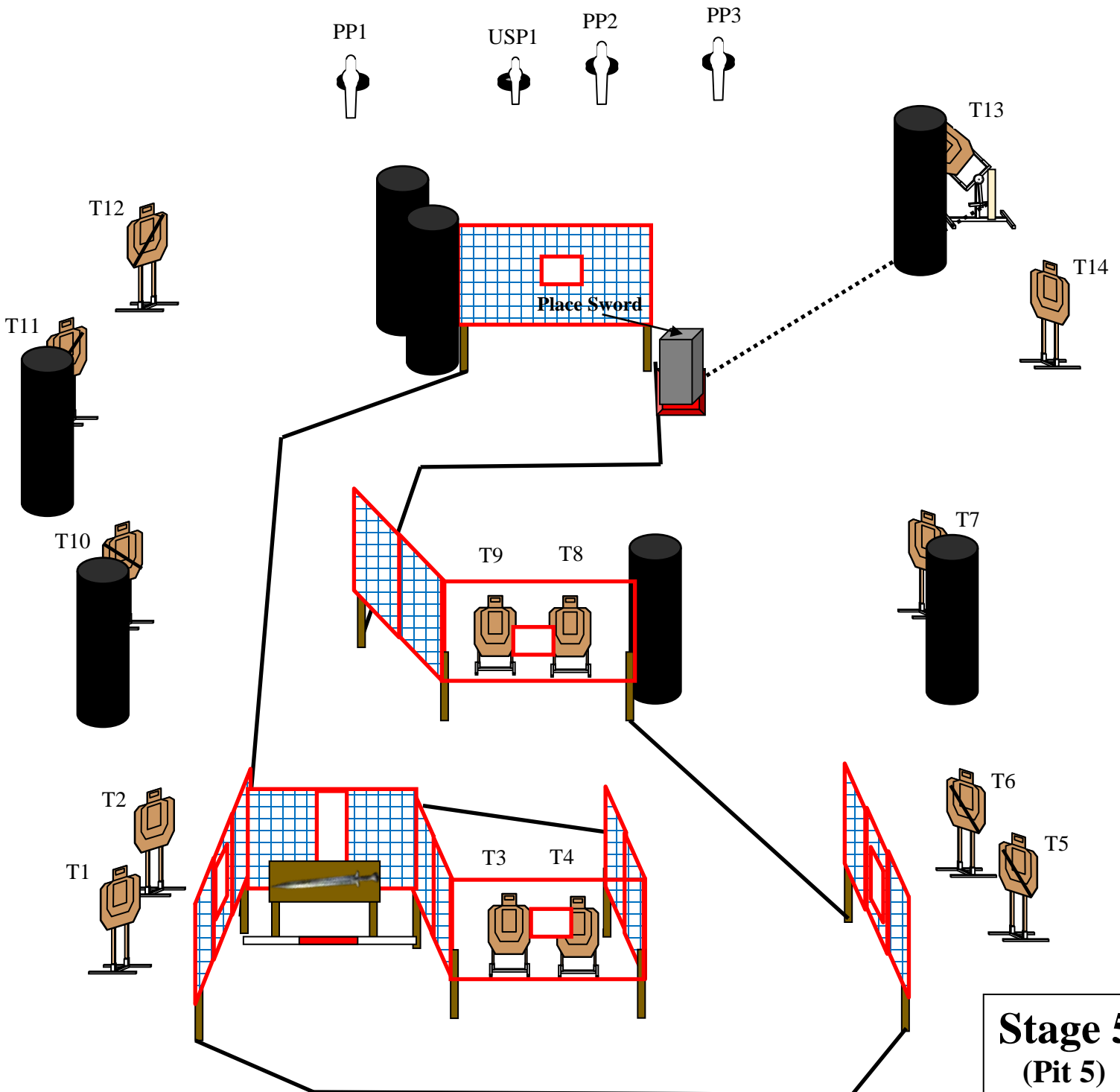
START POSITION: Standing with toes touching **RED** mark, hands relaxed at sides. Gun loaded and holstered. PCC start is gun loaded, safety on. Pointing down range. Butt of gun touching belt.

STAGE PROCEDURE

At signal, engage all targets and steel as they become visible from the shooting area. **(Placing sword in box will activate T13. T13 must be activated before being engaged).**

SCORING

SCORING: Comstock, 32 rounds, 160 points
TARGETS: 14 USPSA, 4 steel
SCORED HITS: Best 2 per USPSA, Steel Down = 1A
START-STOP: Audible-Last Shot



Stage 5
(Pit 5)



2020 Long Island Championship

LIPSA

It's a Mag, Mag, Mag World

RULES: Practical Shooting Handbook, Latest Edition **Course Designer: Rick Esposito**

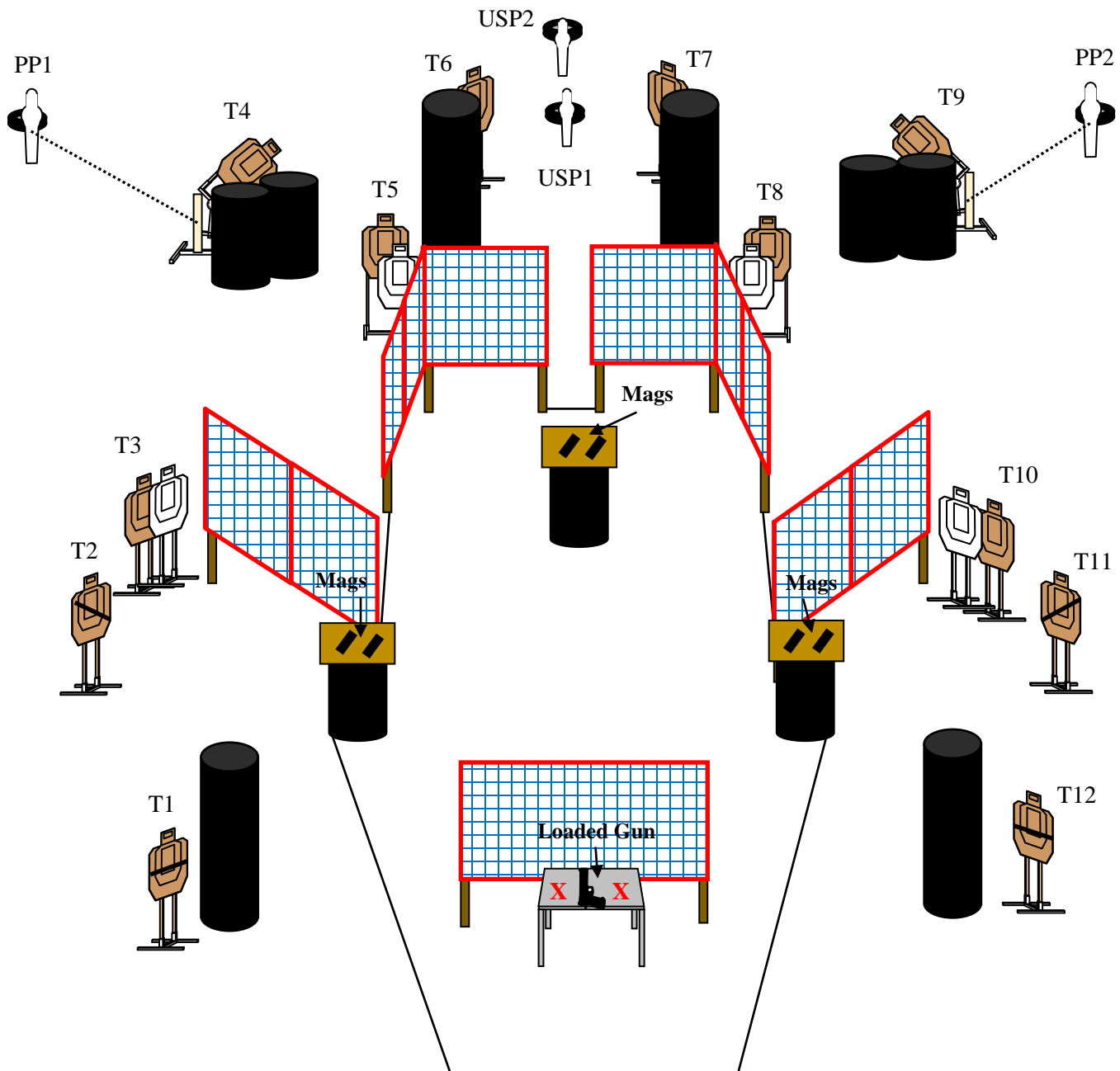
START POSITION: Standing behind table with palms flat on X's. Loaded gun placed on mark on table. All mags placed anywhere on barrels. PCC has same start position.

STAGE PROCEDURE

At signal, pick up loaded gun from table, then engage all targets and steel as they become visible from the shooting area. **Reloads must come from mags on barrels. (PP1 activates T4. PP2 activates T9. Both must be activated before engaging).**

SCORING

SCORING: Comstock, 28 rounds, 140 points
TARGETS: 12 USPSA, 4 steel
SCORED HITS: Best 2 per USPSA, Steel Down = 1A
START-STOP: Audible-Last Shot



Procedural: Using any ammunition from competitors belt or pocket before retrieving it from a designated barrel or table will incur (1) procedural per occurrence.

Stage 6
(Pit 6)



2020 Long Island Championship

LIPSA

Max Trapped

RULES: Practical Shooting Handbook, Latest Edition Course Designer: **Dean Chasse, Michael Linsalata**

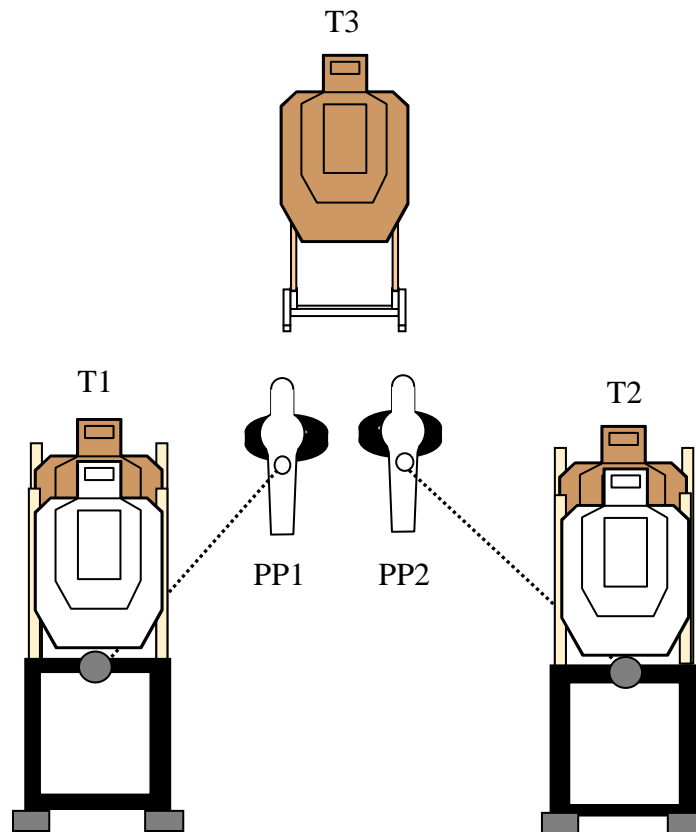
START POSITION: Standing in Box A, wrists above shoulders. Gun loaded and holstered. PCC start is gun loaded, safety on. Pointing down range. Butt of gun touching belt.

STAGE PROCEDURE

At signal, engage all targets and steel as they become visible. **PP1 activates no-shoot in front of T1. PP2 activates no shoot in front of T2. They must be activated before engaging.**

SCORING

SCORING: Comstock, 8 rounds, 40 points
TARGETS: 3 USPSA, 2 steel
SCORED HITS: Best 2 per USPSA, Steel Down = 1A
START-STOP: Audible-Last Shot



Stage 7
(Pit 7)



2020 Long Island Championship

LIPSA

Flat Lying

RULES: Practical Shooting Handbook, Latest Edition **Course Designer:** Dean Chasse

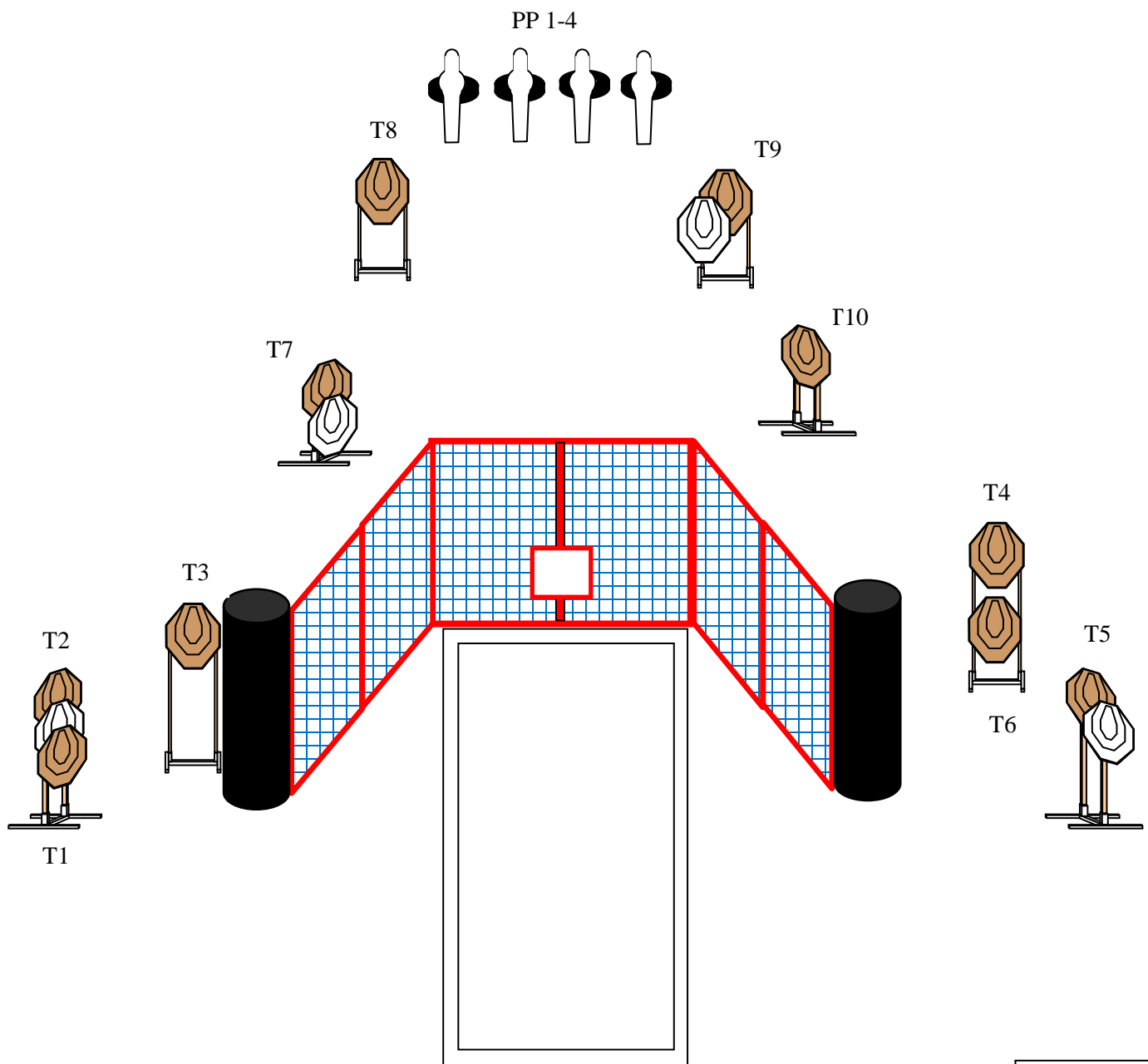
START POSITION: Standing anywhere in shooting area, hands relaxed at sides. Gun holstered but unloaded. PCC is unloaded. Pointing down range. Butt of gun touching belt.

STAGE PROCEDURE

At signal, load gun, then engage all targets and steel as they become visible from within the shooting area.

SCORING

SCORING: Comstock, 14 rounds, 70 points
TARGETS: 10 IPSC, 4 steel
SCORED HITS: Best 1 per IPSC, Steel Down = 1A
START-STOP: Audible-Last Shot



Stage 8
(Pit 7)



2020 Long Island Championship

LIPSA A Little Piece Of The Desert

Special Thanks: Area 2 Championship- Desert Classic

RULES: Practical Shooting Handbook, Latest Edition **Course Designer: Nick Schillaci**

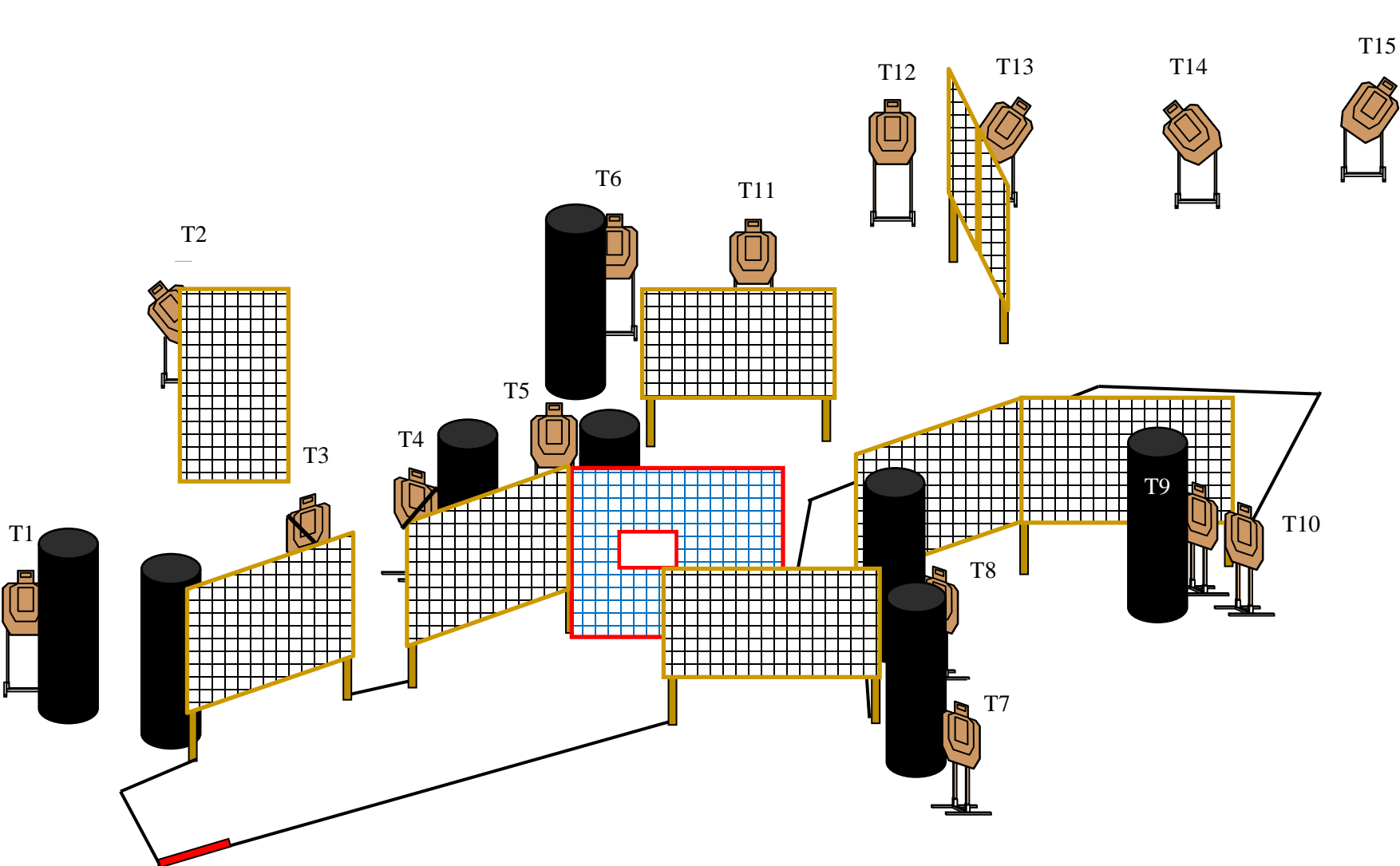
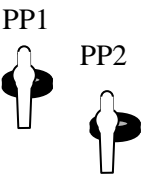
START POSITION: Standing with heels touching **RED** mark, hands relaxed at sides. Gun loaded and holstered. PCC start is gun loaded. Safety on. Muzzle pointed down range. Butt of gun touching belt.

STAGE PROCEDURE

At signal, engage all targets and steel as they become visible from within the shooting area.

SCORING

SCORING: Comstock, 32 rounds, 160 points
TARGETS: 15 USPSA, 2 steel
SCORED HITS: Best 2 per USPSA, Steel Down = 1A
START-STOP: Audible-Last Shot



Stage 9
(100 yard)



2020 Long Island Championship

LIPSA

Catch 22

RULES: Practical Shooting Handbook, Latest Edition **Course Designer:** Michael Linsalata

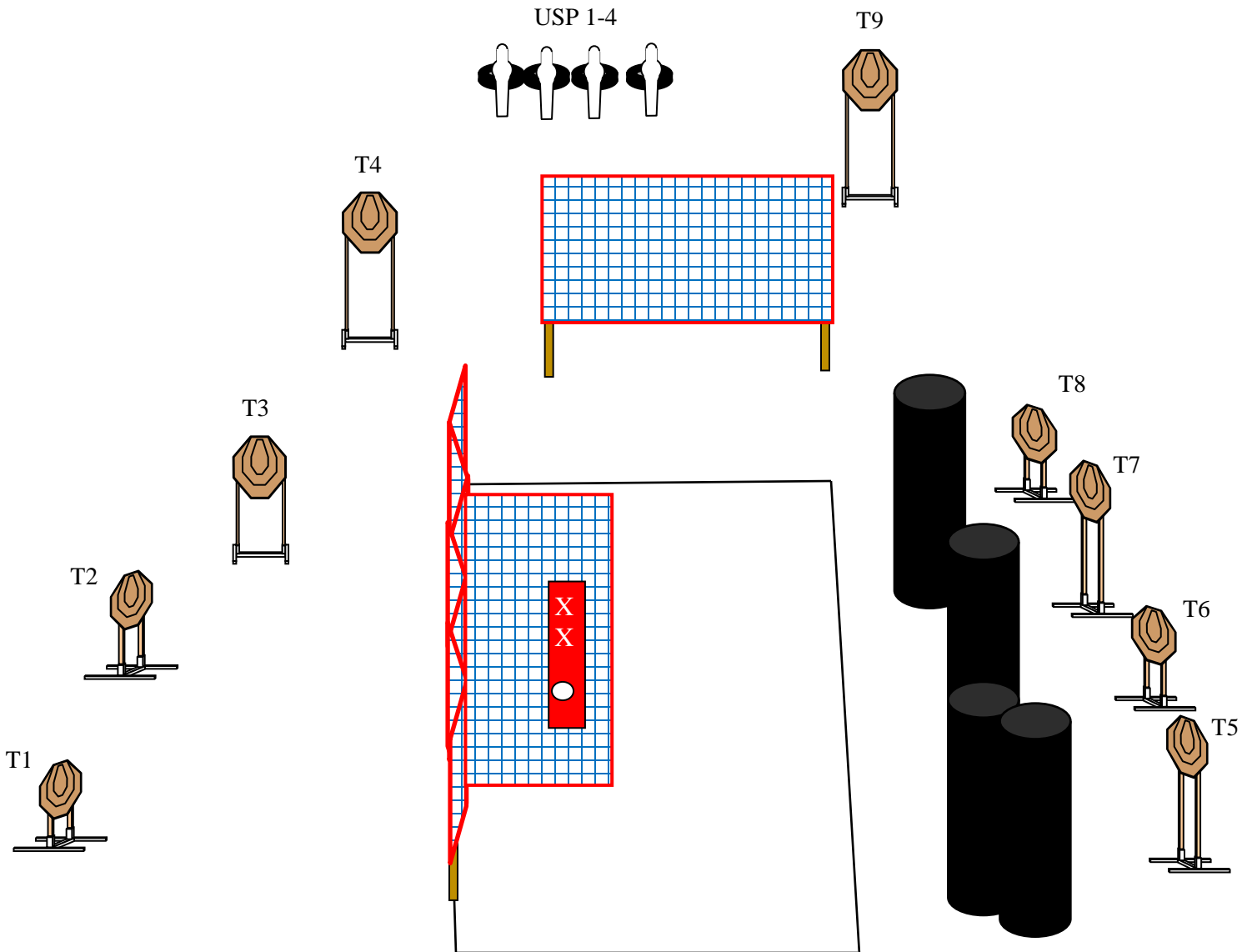
START POSITION: Standing with palms flat on Hands. Gun loaded and holstered. PCC start is gun loaded, safety on. Muzzle touching mark on wall. Butt of gun touching belt.

STAGE PROCEDURE

At signal, engage all targets and steel as they become visible from the shooting area.

SCORING

SCORING: Comstock, 22 rounds, 110 points
TARGETS: 9 IPSC, 4 steel
SCORED HITS: Best 2 per IPSC, Steel Down = 1A
START-STOP: Audible-Last Shot



Stage 10
(Pit 8)



2020 Long Island Championship “The Chrono”

Special Thanks: Some idiot who probably shoots sonic ammo out of his open gun

RULES: Practical Shooting Handbook, Latest Edition **Course Designer:** Open McIdiot

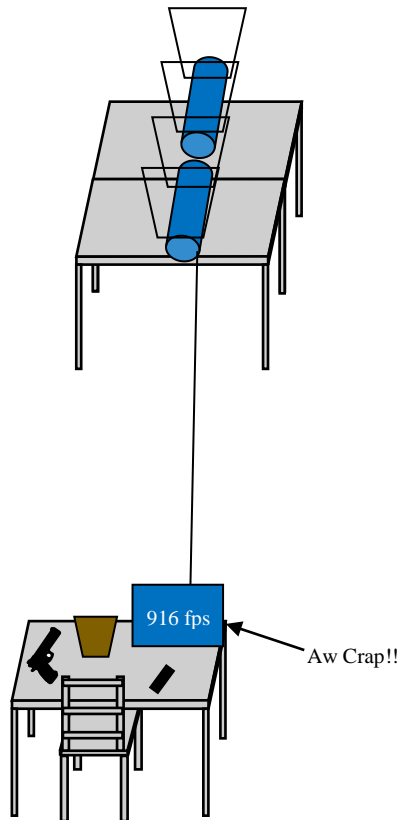
START POSITION: Standing in Box A behind guy shooting your gun, chewing on your nails cause you’re worried.

STAGE PROCEDURE

At signal, watch guy shoot 3 rounds through your gun and pray you make major. If it fails, repeat process. (If you’re shooting minor, pray you’re shooting for score).

SCORING

SCORING: Comstock, 3 rounds, 0 points
TARGETS: Triangles above chronos
SCORED HITS: Best 3 per
START-STOP: Audible-Your scream or sigh of relief
PENALTIES: Switched to minor
Switched to no score
Switched to open division



A

You- Standing nervously

Major- 165-175 pf
Anything over that is just foolish.

Minor- 125-135 pf
Anything over that, you might as well shoot major.

Stage 11
(Pit 10)



2020 Long Island Championship

LIPSA

Out There

RULES: Practical Shooting Handbook, Latest Edition **Course Designer:** Michael Linsalata

START POSITION: Standing with heels touching **RED** mark, hands relaxed at sides. Gun loaded and holstered. PCC start is gun loaded, safety on. Pointing down range. Butt of gun touching belt.

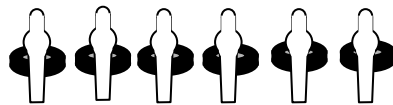
STAGE PROCEDURE

At signal, engage all targets and steel as they become visible from within the fault lines. (Steel can be taken from either shooting area).

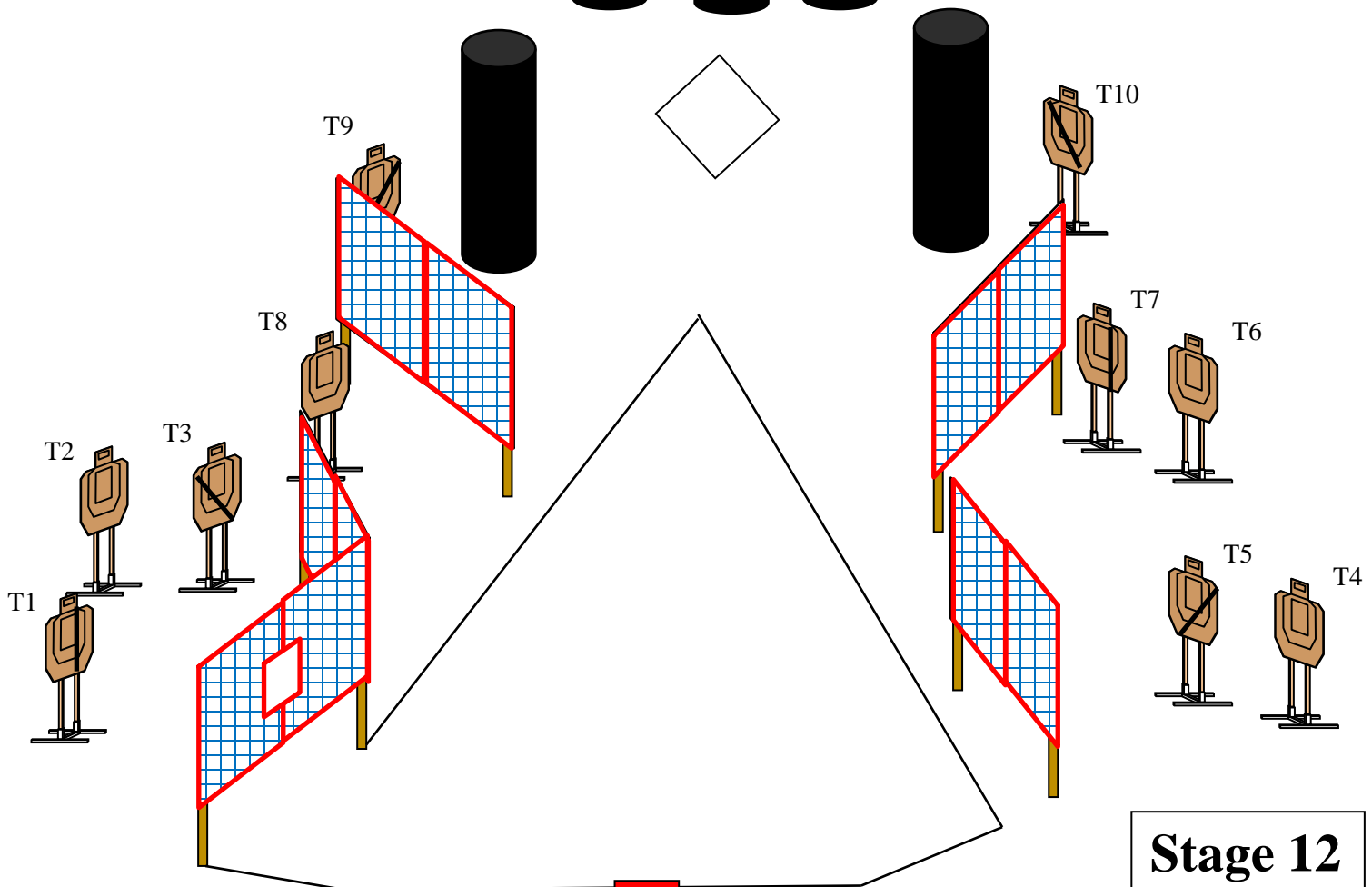
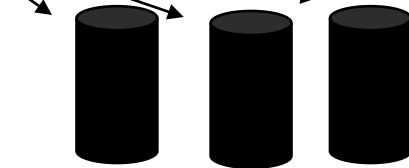
SCORING

SCORING: Comstock, 26 rounds, 130 points
TARGETS: 10 USPSA, 6 PP
SCORED HITS: Best 2 per USPSA, Steel Down = 1A
START-STOP: Audible-Last Shot

PP1-PP6



Soft Cover



Stage 12
(Pit 11)