



LIPSA

Spring Blast 2020

Stage 1- Friday Night Lights.....	32 rounds
Stage 2- Down There.....	26 rounds
Stage 3- Foreign Connection.....	30 rounds
Stage 4- Moon Walk.....	24 rounds
Stage 5- Back Track.....	26 rounds
Stage 6- Wild Bunch Lunch.....	24 rounds
Stage 7- Byrne's Boogie.....	32 rounds
Stage 8- 6 Squared.....	12 rounds
(22 Pit)	
Stage 9- Pair of 6's.....	12 rounds
(22 Pit)	

Total- 218 rounds



Spring Blast 2020

LIPSA

Friday Night Lights

RULES: Practical Shooting Handbook, Latest Edition Course Designer: **Michael Linsalata**

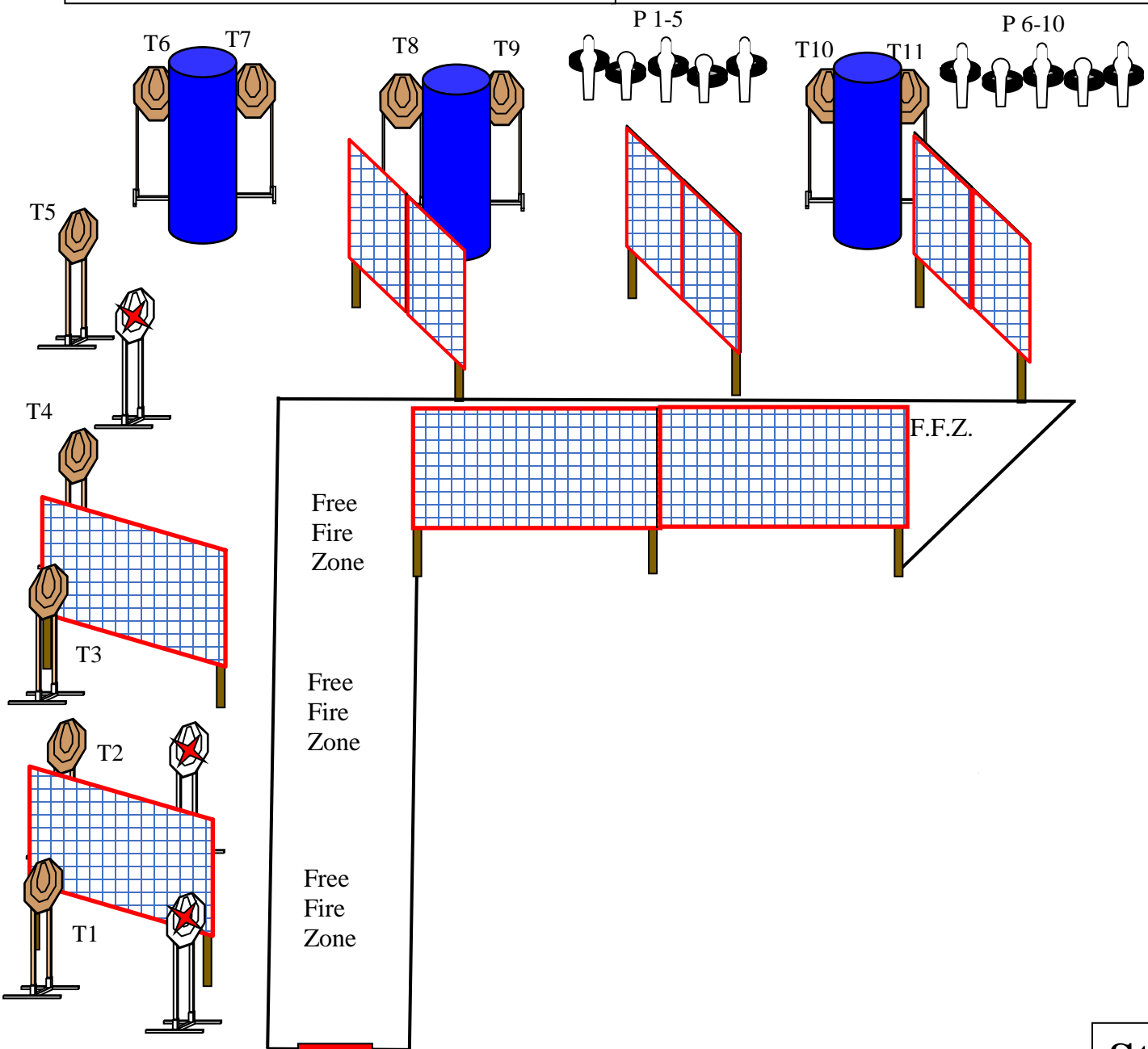
START POSITION: Standing with toes touching **RED** mark, wrists above shoulders. Gun loaded and holstered. PCC start is gun loaded. Safety on. Muzzle pointed down range. Butt of gun touching belt.

STAGE PROCEDURE

At signal, step into Free Fire Zone, then engage all targets and steel as they become visible from within the fault lines.

SCORING

SCORING: Comstock, 32 rounds, 160 points
TARGETS: 11 IPSC "Classic", 10 Steel
SCORED HITS: Best 2 per IPSC, Steel Down= 1A
START-STOP: Audible-Last Shot
PENALTIES: Procedural -10
 No-shoot hit -10
 Miss -10



Stage 1
(Pit 1)



Spring Blast 2020

LIPSA

Down There

RULES: Practical Shooting Handbook, Latest Edition **Course Designer: Michael Linsalata**

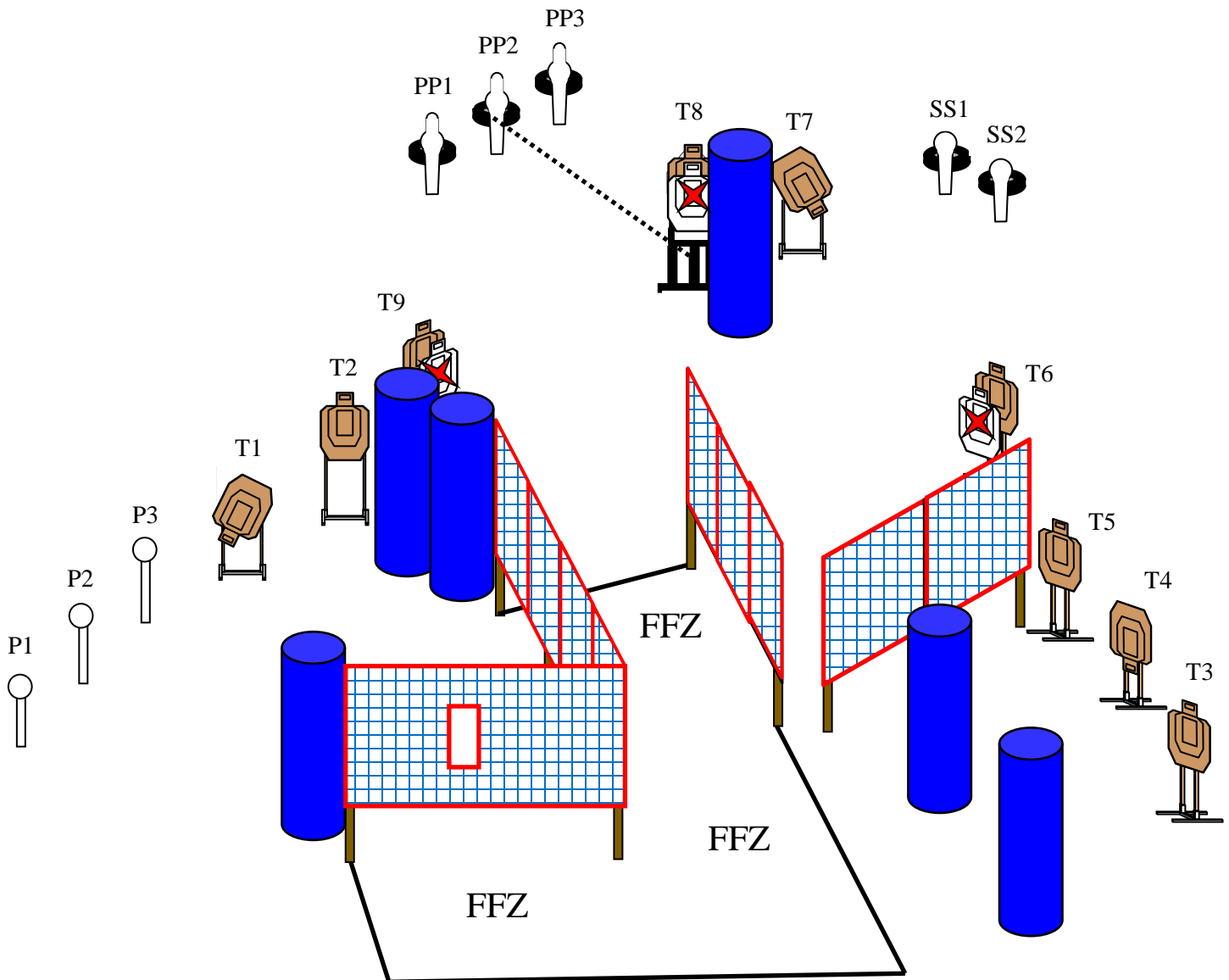
START POSITION: Standing anywhere in FFZ, hands relaxed at sides. Gun loaded and holstered. PCC start is gun loaded, safety on. Muzzle pointed down range. Butt of gun touching belt.

STAGE PROCEDURE

At signal, engage all targets and steel as they become visible from within the fault lines. **PP2 activates no-shoot in front of T8. It must be activated before engaging T8.**

SCORING

SCORING: Comstock, 26 rounds, 130 points
TARGETS: 9 IPSC, 8 steel
SCORED HITS: Best 2 per IPSC, Steel Down = 1A
START-STOP: Audible-Last Shot
PENALTIES: Procedural -10
 No-shoot hit -10
 Miss -10



Stage 2
(Pit 2)



Spring Blast 2020

LIPSA

Foreign Connection

RULES: Practical Shooting Handbook, Latest Edition **Course Designer:** Michael Linsalata

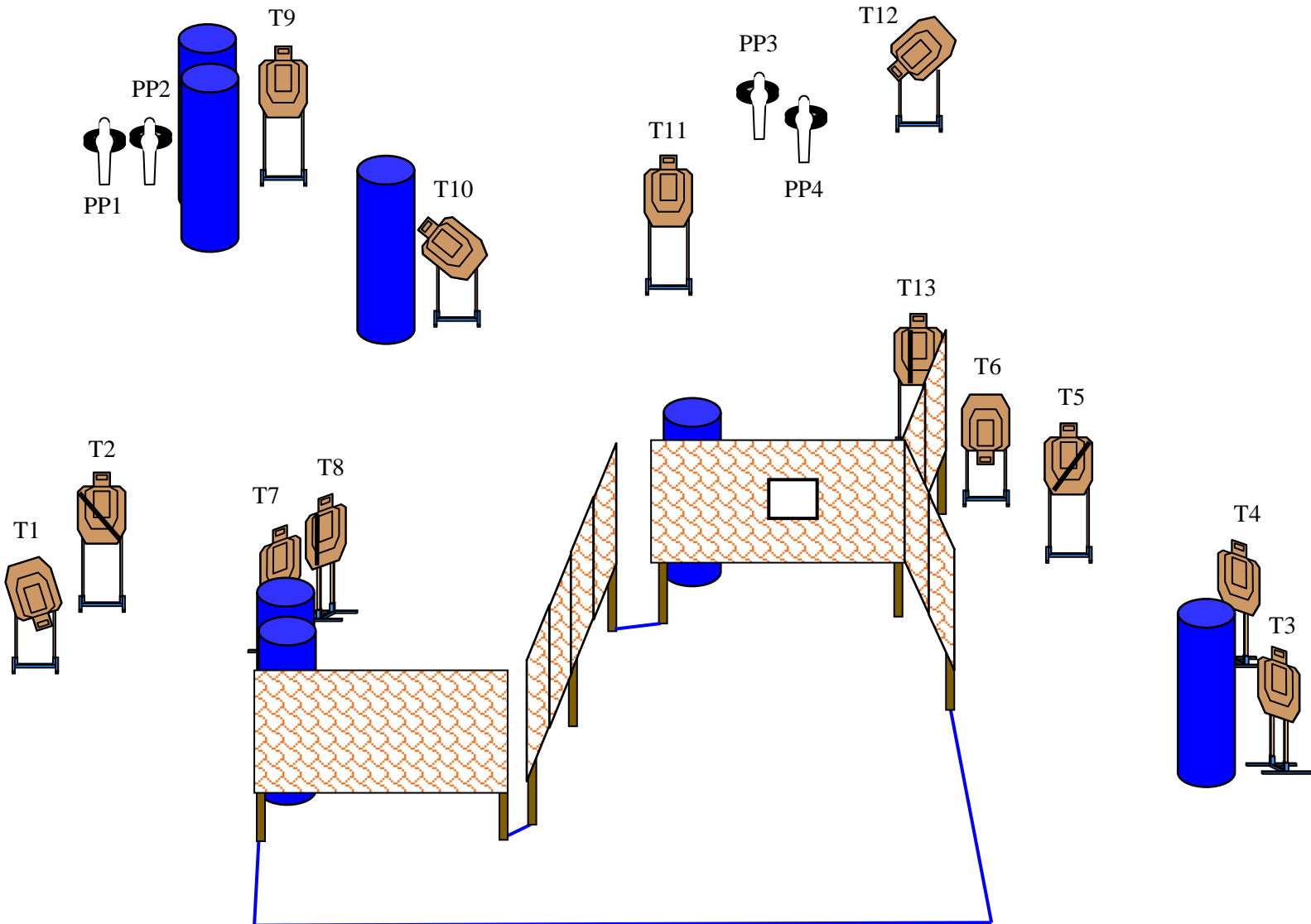
START POSITION: Standing anywhere in FFZ, hands relaxed at sides. Gun loaded and holstered.
PCC start is gun loaded. Safety on. Muzzle pointed down range. Butt of gun touching belt.

STAGE PROCEDURE

At signal, engage all targets and steel as they become visible from within the Free Fire Zone.

SCORING

SCORING: Comstock, 30 rounds, 150 points
TARGETS: 13 IPSC, 4 pieces of steel
SCORED HITS: Best 2 per IPSC, Steel Down = 1A
START-STOP: Audible-Last Shot
PENALTIES: Procedural -10
No-shoot hit -10
Miss -10



Stage 3
(Pit 3)



Spring Blast 2020

LIPSA

Moon Walk

RULES: Practical Shooting Handbook, Latest Edition **Course Designer: Michael Linsalata**

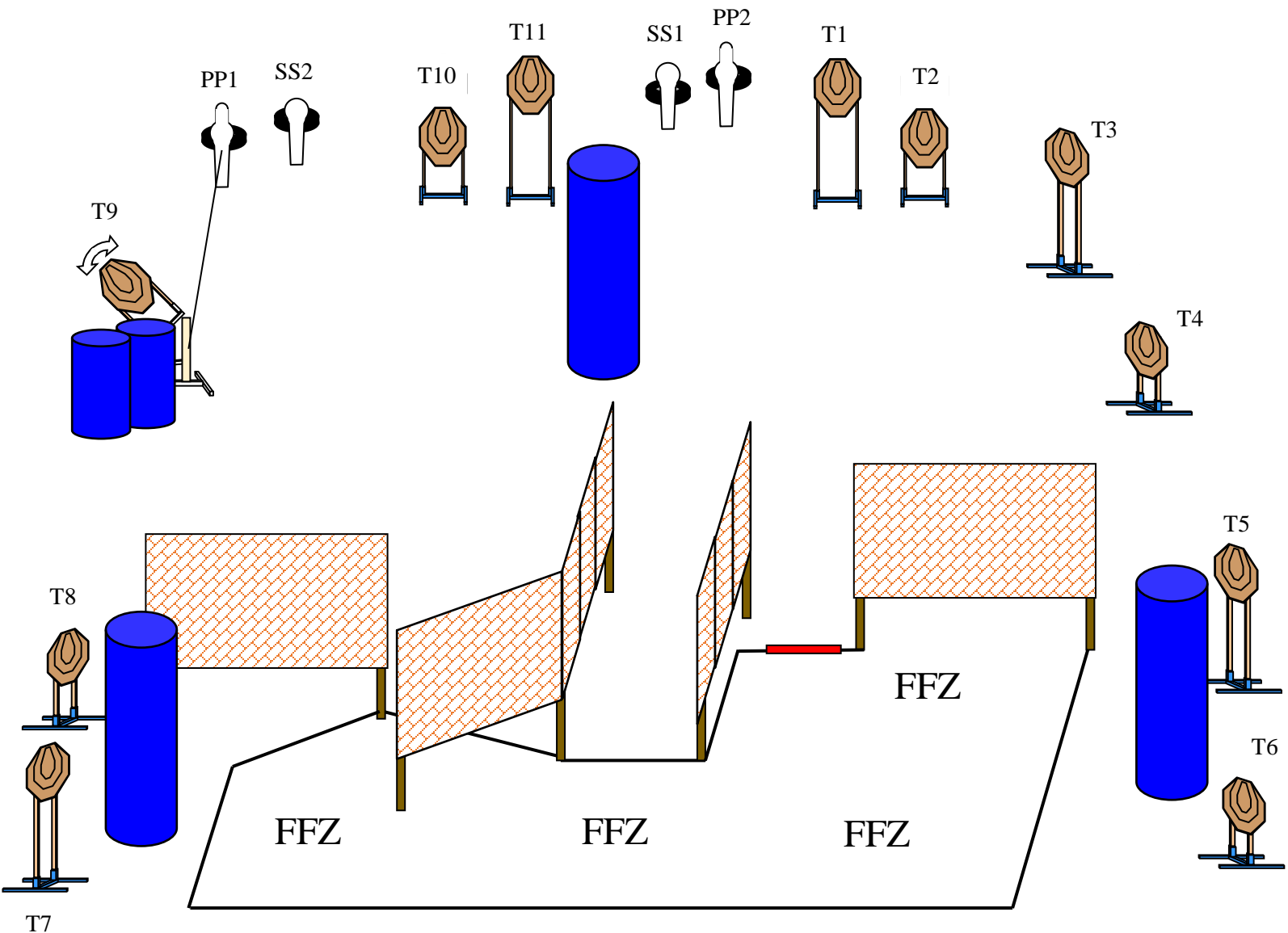
START POSITION: Standing with toes touching **RED** mark, hands relaxed at sides. Gun loaded and holstered. PCC start is gun loaded. Safety on. Pointed down range. Butt of gun touching belt.

STAGE PROCEDURE

At signal, engage all targets and steel as they become visible from the Free Fire Zone. **PP1** activates **T9**. **T9** is a swinging target. It must be activated before engaging. *(Be careful of the 180 when backing up).*

SCORING

SCORING: Comstock, 26 rounds, 130 points
TARGETS: 11 IPSC, 4 pieces of steel
SCORED HITS: Best 2 per IPSC, Steel Down = 1A
START-STOP: Audible-Last Shot
PENALTIES: Procedural -10
 No-shoot hit -10
 Miss -10



Stage 4
(Pit 4)

Spring Blast 2020



LIPSA

Back Track

RULES: Practical Shooting Handbook, Latest Edition **Course Designer:** Michael Linsalata

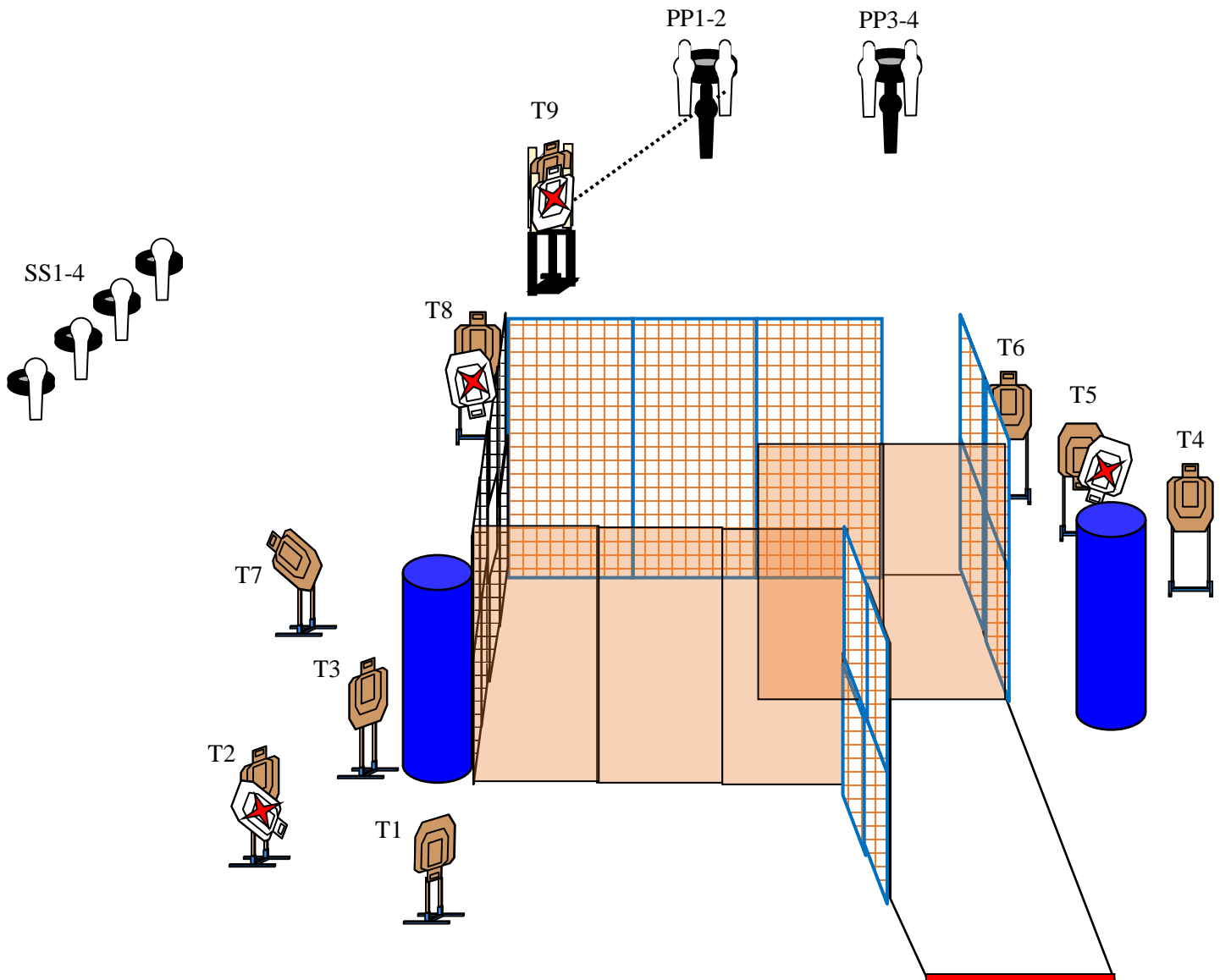
START POSITION: Standing with toes touching anywhere on rear **RED** fault line, hands relaxed at sides. Gun loaded and holstered. PCC start is gun loaded. Safety on. Muzzle pointed down range. Butt of gun touching belt.

STAGE PROCEDURE

At signal, step into Free Fire Zone, then engage all targets and steel as they become visible from within the fault lines. **(Black Pepper Poppers are hard cover. There is no penalty if you hit them).** PP2 activates T9. T9 must be activated before being engaged.

SCORING

SCORING: Comstock, 26 rounds, 130 points
TARGETS: 9 IPSC, 8 steel
SCORED HITS: Best 2 per IPSC, Steel Down = 1A
START-STOP: Audible-Last Shot
PENALTIES: Procedural -10
No-shoot hit -10
Miss -10



Stage 5 (Pit 5)



Spring Blast 2020

LIPSA

Wild Bunch Lunch

RULES: Practical Shooting Handbook, Latest Edition **Course Designer: Rick Esposito**

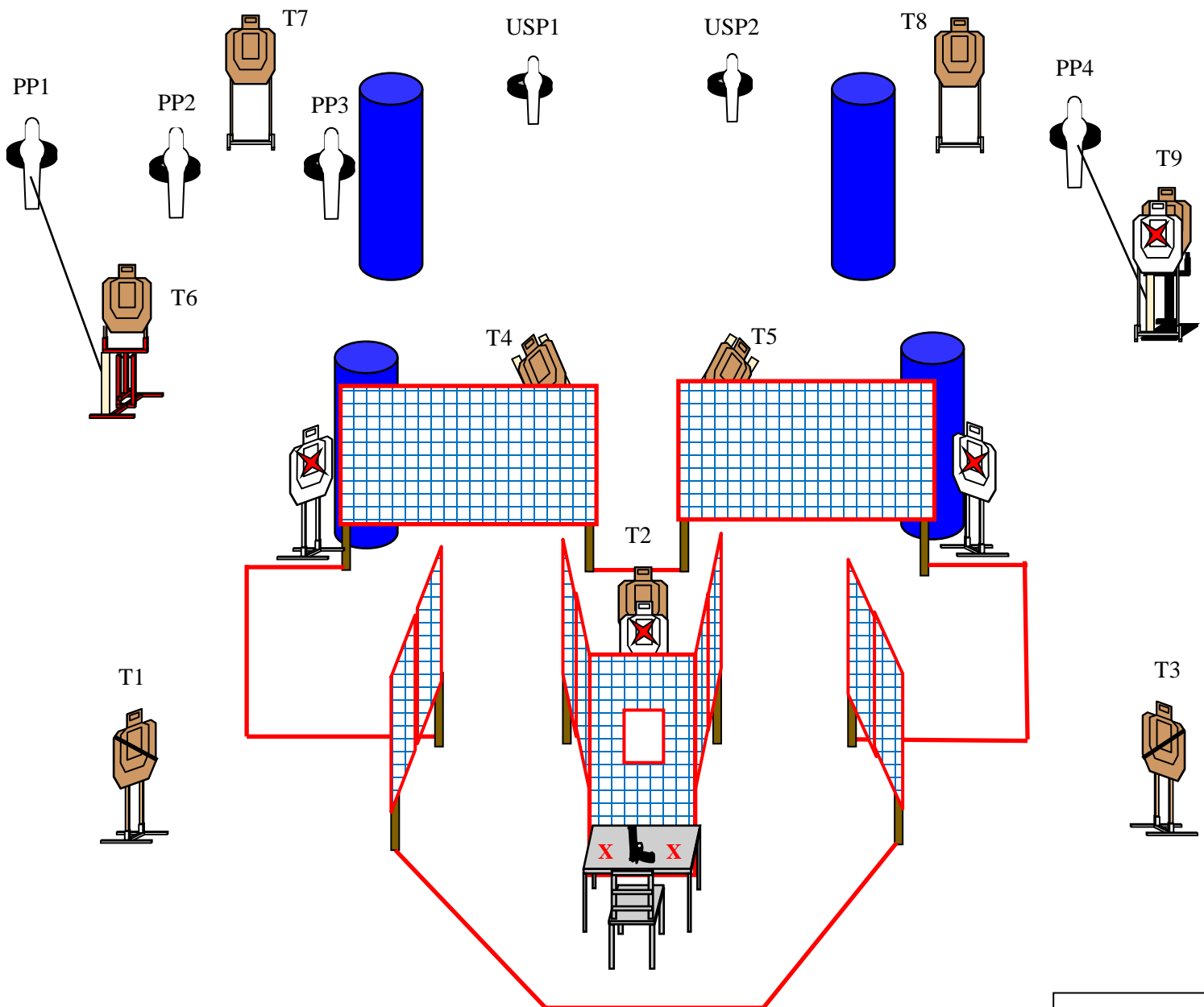
START POSITION: Seated behind table with palms of hands flat on X's. Gun is loaded and placed on table facing safely down range. PCC has same start position.

STAGE PROCEDURE

At signal, engage all targets and steel as they appear from within the FFZ. **PP1 activates T6. T6 is a disappearing target. There is no penalty for missing. PP4 activates T9. Both must be activated before engaging.**

SCORING

SCORING: Comstock, 24 rounds, 120 points
TARGETS: 9 IPSC, 6 steel
SCORED HITS: Best 2 per IPSC, Steel Down = 1A
START-STOP: Audible-Last Shot
PENALTIES: Procedural -10
No-shoot hit -10
Miss -10



Stage 6
(Pit 6)

Spring Blast 2020



LIPSA

Byrne's Boogie

RULES: Practical Shooting Handbook, Latest Edition **Course Designer:** Michael Linsalata

START POSITION: Standing with hands flat on X's. Gun loaded and holstered. PCC start is gun loaded. Safety on muzzle touching mark on wall.

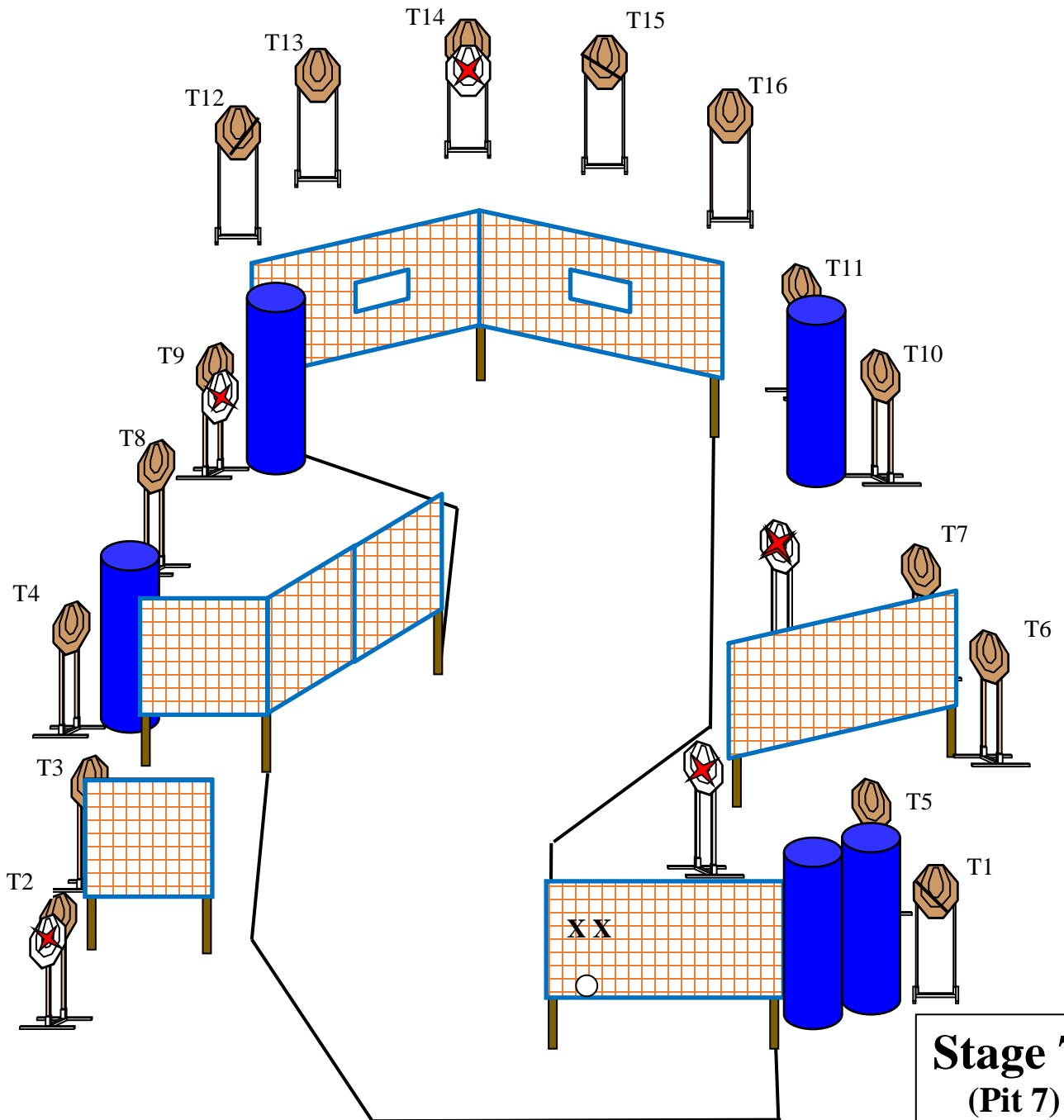
STAGE PROCEDURE

At signal, engage all targets as they become visible from within the fault lines.

Special Thanks: DVCMarkR, Jim Byrne

SCORING

SCORING: Comstock, 32 rounds, 160 points
TARGETS: 16 IPSC "Classic"
SCORED HITS: Best 2 per IPSC
START-STOP: Audible-Last Shot
PENALTIES: Procedural -10
 No-shoot hit -10
 Miss -10



Stage 7
(Pit 7)



Spring Blast 2020

LIPSA

6 Squared

RULES: Practical Shooting Handbook, Latest Edition **Course Designer: Jeff Paulsen**

START POSITION: Standing in Box A, wrists above shoulders. Gun loaded and holstered. PCC start is gun loaded, safety on. Pointing down range. Butt of gun touching belt.

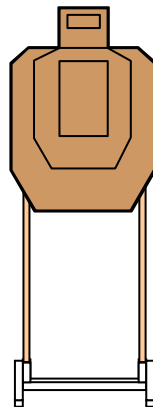
STAGE PROCEDURE

At signal, engage either target with 6 rounds.
Perform a mandatory reload and engage remaining target with 6 rounds.

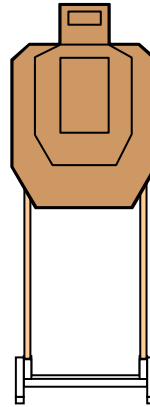
SCORING

SCORING: Comstock, 12 rounds, 60 points
TARGETS: 2 IPSC
SCORED HITS: Best 6 per IPSC
START-STOP: Audible-Last Shot
PENALTIES: Procedural -10
No-shoot hit -10
Miss -10

T1



T2



A

Stage 8
(22 Pit)



Spring Blast 2020

LIPSA

Pair of 6's

RULES: Practical Shooting Handbook, Latest Edition **Course Designer: Jim Byrne**

START POSITION: Standing in Box A, hands relaxed at sides. Gun loaded and holstered. PCC start is gun loaded, safety on. Pointing down range. Butt of gun touching belt.

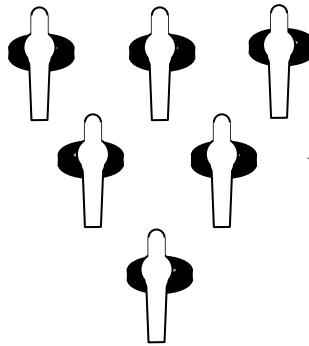
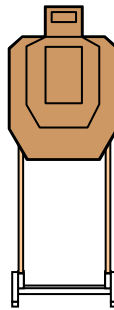
STAGE PROCEDURE

At signal, engage T1 with 6 rounds. Perform a mandatory reload and engage USP1-6. Shooter can start with steel first, reload. Then shoot T1. Shooters choice!


SCORING

SCORING:	Comstock, 12 rounds, 60 points
TARGETS:	1 IPSC, 6 USP
SCORED HITS:	Best 6 per IPSC, steel down=1A
START-STOP:	Audible-Last Shot
PENALTIES:	Procedural -10
	No-shoot hit -10
	Miss -10

T1



USP 1-6



Stage 9
(22 Pit)