



Tac Rifle

Home Defense

RULES: Practical Shooting Handbook, Latest Edition **Course Designer:** Dominic Martino

START POSITION: Sitting in chair with hands on knees. Loaded rifle is placed on shelf.

STAGE PROCEDURE

At signal, pick up loaded rifle from shelf. Then engage all targets as they become visible through windows and from porch.

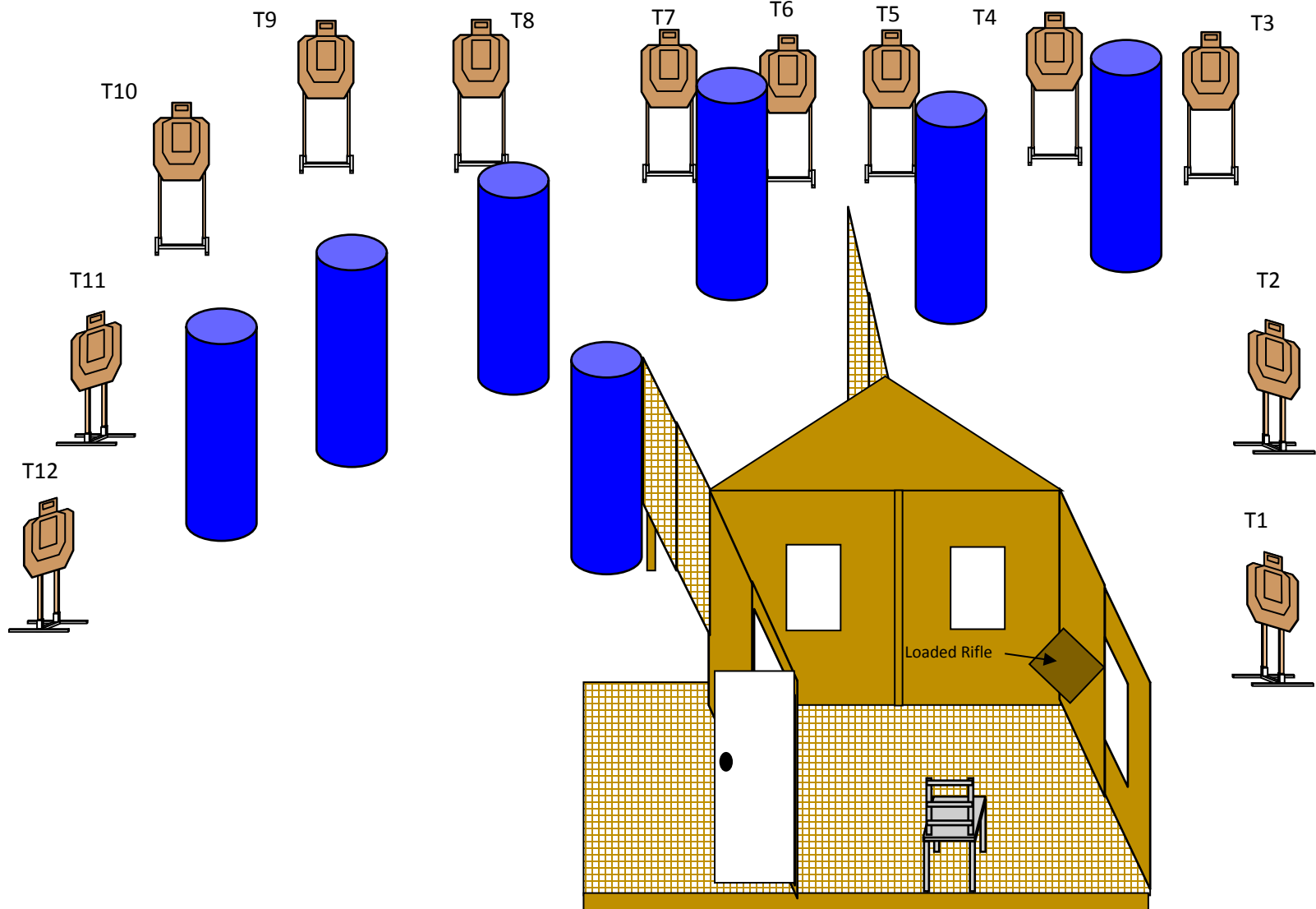
SCORING

SCORING: Comstock, 24 rounds, 120 points

TARGETS: 12 IPSC

SCORED HITS: Best 2 per IPSC

START-STOP: Audible-Last Shot



Stage 1

Tac Rifle



LIPSA

Bridging The Gap

Special Thanks:

RULES: Practical Shooting Handbook, Latest Edition **Course Designer:** Dominic Martino

START POSITION: Standing with heels touching **TAN** mark. Rifle is loaded. Safety on.

Held at Low Ready.

STAGE PROCEDURE

At signal, engage all targets as they become visible from within the Free Fire Zones. **The Bridge is part of the Free Fire Zone.**

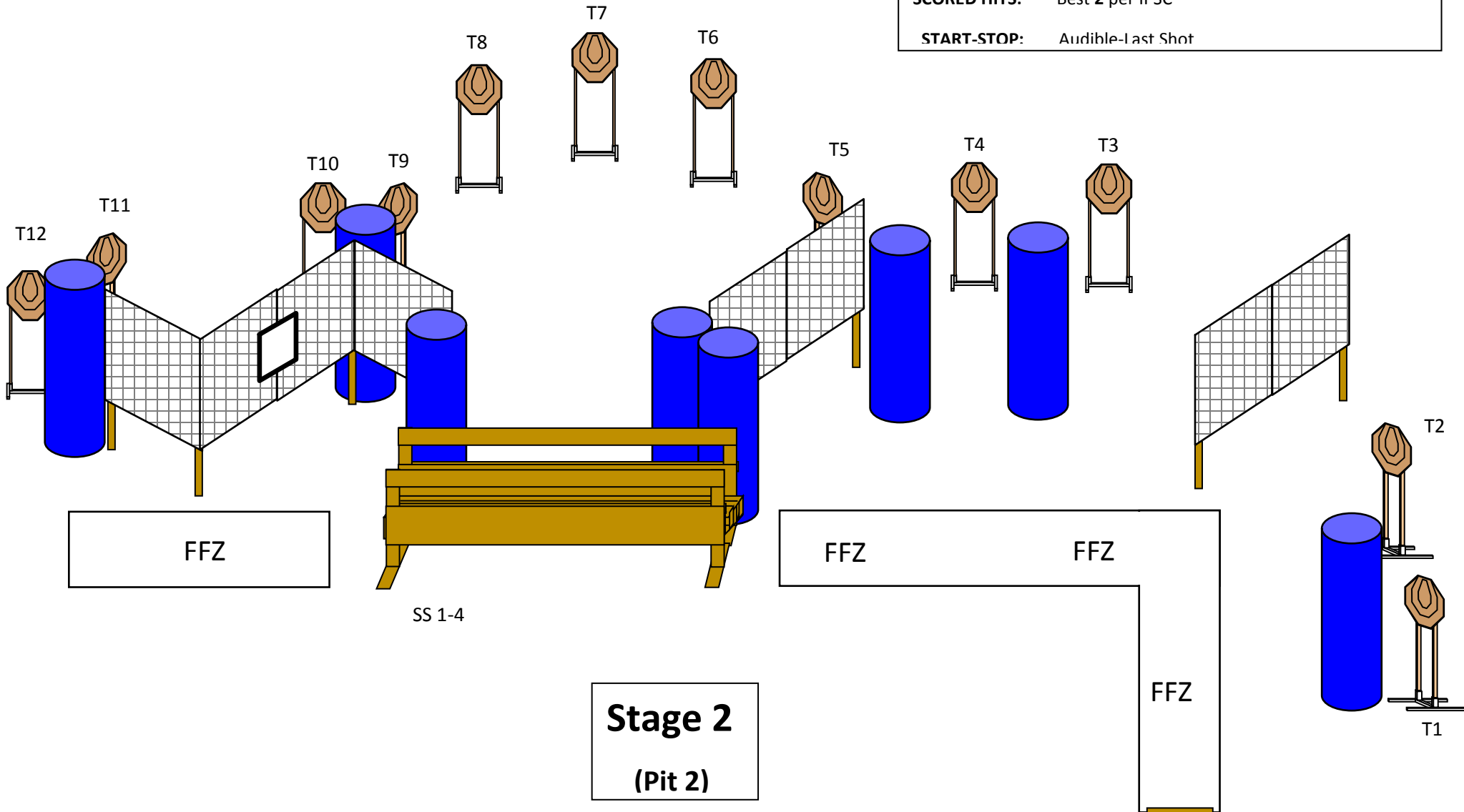
SCORING

SCORING: Comstock, 24 rounds, 120 points

TARGETS: 12 IPSC "Classic"

SCORED HITS: Best 2 per IPSC

START-STOP: Audible-Last Shot





TAC RIFLE



LIPSA How Low Can U Go?

RULES: Practical Shooting Handbook, Latest Edition **Course Designer:** Dominic Martino

START POSITION: Standing in front of wall. Rifle loaded with safety on. Muzzle touching mark on wall.

STAGE PROCEDURE

At signal, engage T1-T5 from left side of wall. Engage T6-T10 from right side of wall. Engage T11-T15 from under wall. **Arrays may be engaged in any order.**

SCORING

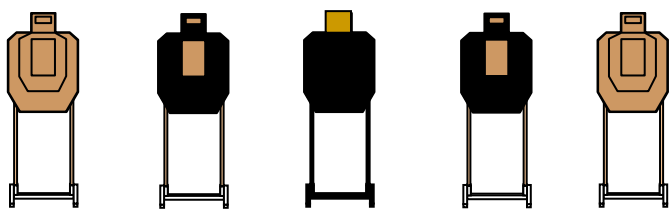
SCORING: Comstock, 30 rounds, 150 points

TARGETS: 15 IPSC

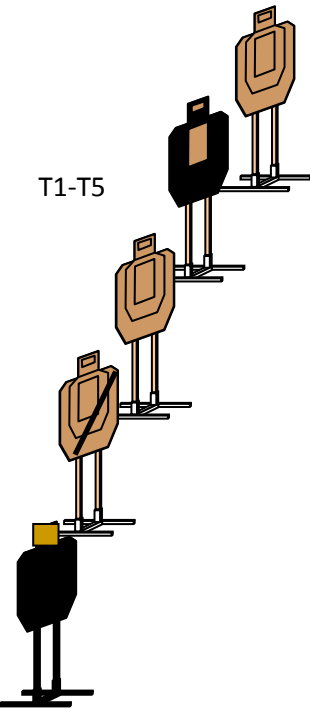
SCORED HITS: Best 2 per IPSC

START-STOP: Audible-Last Shot

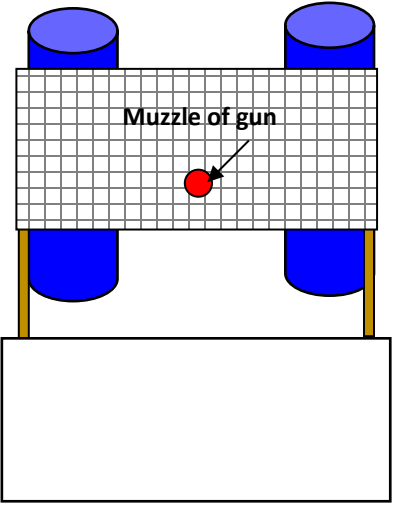
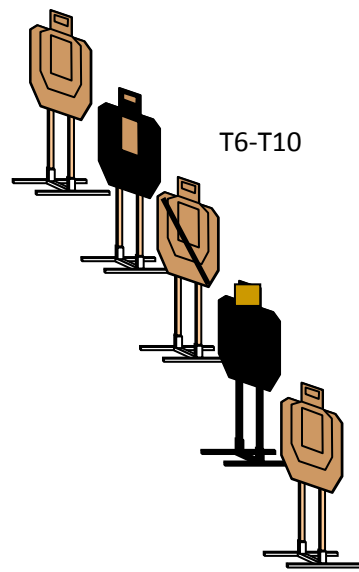
T11-T15



T1-T5



T6-T10



Stage 3
(Pit 5)



TAC RIFLE



LIPSA We Don't Need No Stinkin' Pistols

RULES: Practical Shooting Handbook, Latest Edition **Course Designer:** Dominic Martino

START POSITION: Standing with rifle loaded. Safety on. Muzzle touching mark on wall

STAGE PROCEDURE

At signal, engage all targets as they become visible from within the fault lines.

SCORING

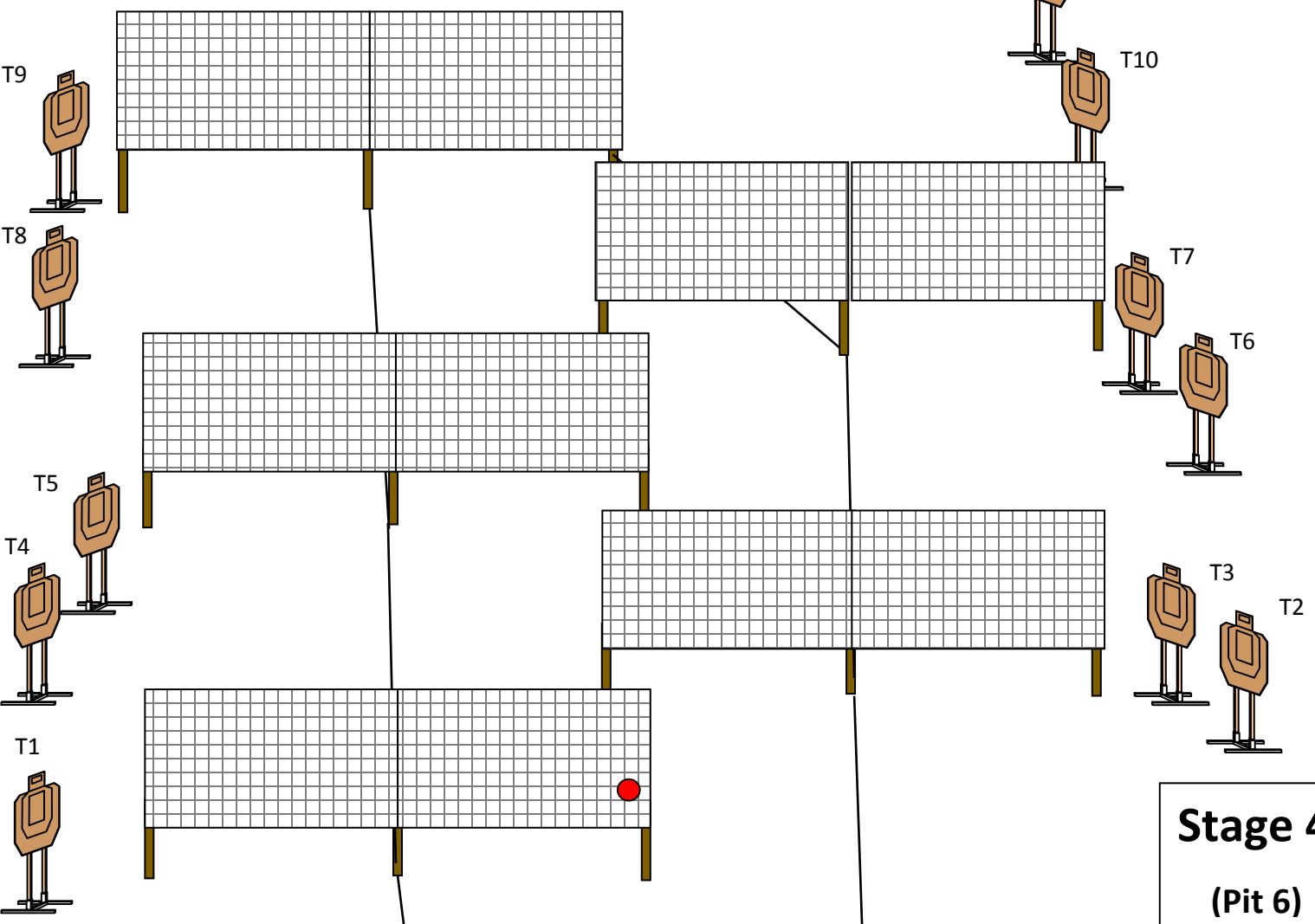
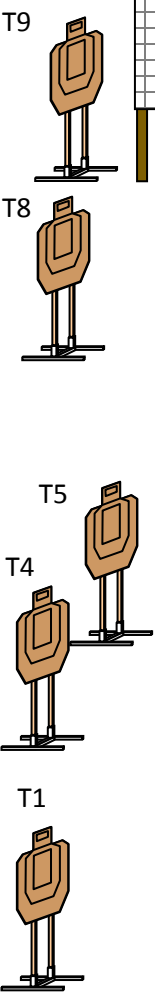
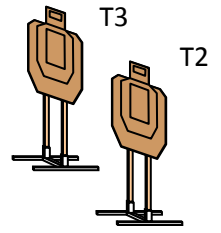
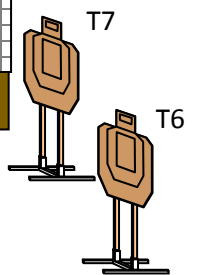
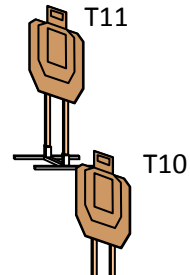
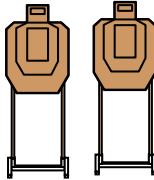
SCORING: Comstock, 26 rounds, 130 points

TARGETS: 13 IPSC

SCORED HITS: Best 2 per IPSC

START-STOP: Audible-Last Shot

T13 T12



Stage 4
(Pit 6)



LIPSA

The Martino Way

RULES: Practical Shooting Handbook, Latest Edition **Course Designer: Dominic Martino**

START POSITION: Standing with heels touching **RED** mark. Gun is loaded. Safety on. Held at Low

STAGE PROCEDURE

At signal, engage all targets as they become visible from within the Free Fire Zone.

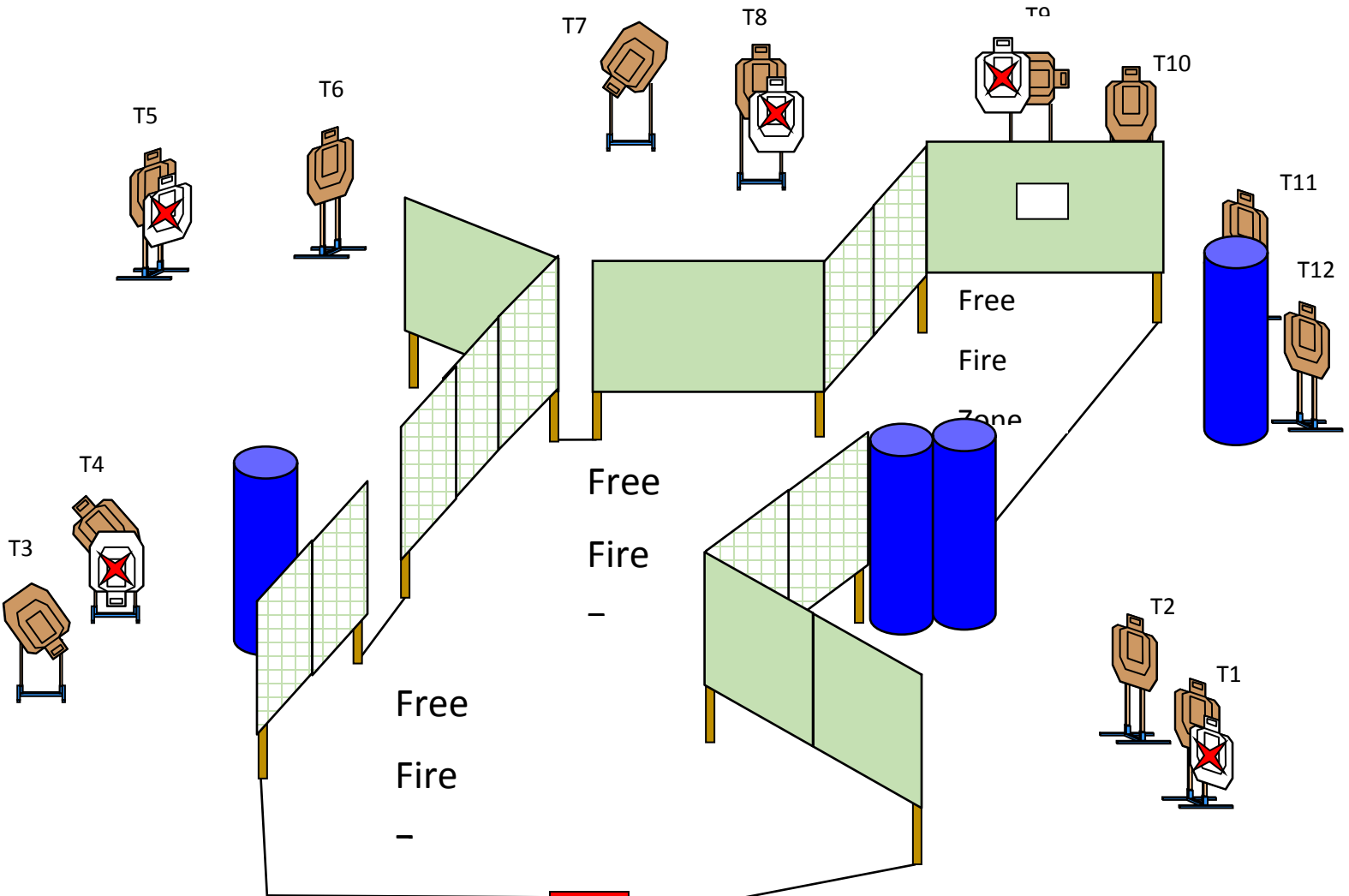
SCORING

SCORING: Comstock, 24 rounds, 120 points

TARGETS: 12 IPSC

SCORED HITS: Best 2 per IPSC

START-STOP: Audible-Last Shot



Stage 5
(Pit 7)



TAC RIFLE



LIPSA

Stop, Drop & Load

RULES: Practical Shooting Handbook, Latest Edition **Course Designer:** Dominic Martino

START POSITION: Standing in Box A. Rifle is unloaded, held at Low Ready. One mag is placed on each table. **No mags on person.**

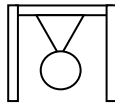
STAGE PROCEDURE

At signal, advance to table, load gun. Then engage T1, T2 and steel. Drop mag on table. Proceed to next table. Load gun. Then engage T3, T4 and steel. Drop mag on table. Proceed to last table. Load gun. Then engage T5, T6 and steel. **Dropped mag must remain on table or shooter will incur a procedural per mag.**

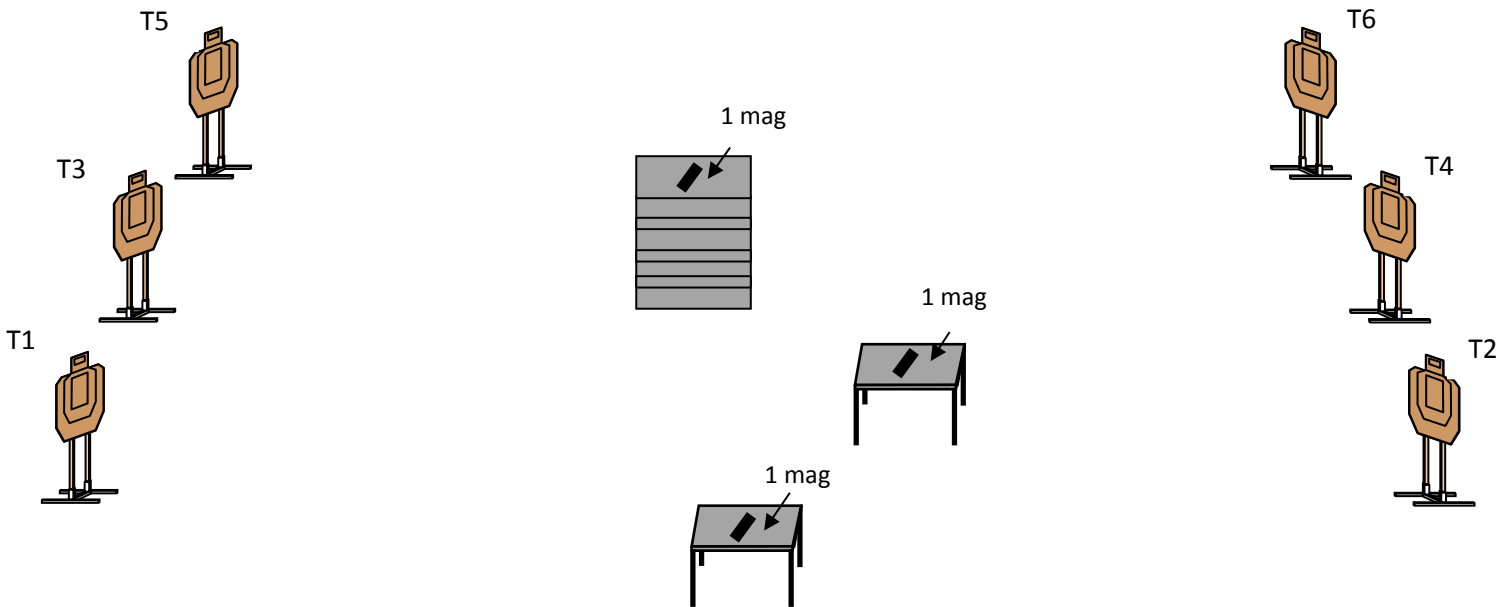
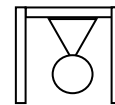
SCORING

Comstock, 15 rounds, 75 points
6 IPSC, 1 steel
Best **2** per IPSC, 3 hits on steel
Audible-Last Shot

200 yard-Rifle



100 yard-PCC



Stage 6

(200 yd)



TAC RIFLE



LIPSA 100 Yard Dash

RULES: Practical Shooting Handbook, Latest Edition **Course Designer:** Dominic Martino

START POSITION: Standing in Start Box. Rifle loaded with safety on, held at Low Ready.

STAGE PROCEDURE

At signal, advance to either box and engage designated targets with 2 rounds each (Boxes can be used in any order):

Box A- T5-T8
Box B- T1-T4

SCORING

SCORING: Comstock, 20 rounds, 100 points

TARGETS: 8 IPSC, 1 steel

SCORED HITS: Best 2 per IPSC, 4 hits on steel

START-STOP: Audible-Last Shot

