

Holiday Knockdown Steel



LIPSA

10 Plates A Droppin'



RULES: Practical Shooting Handbook, Latest Edition Course Designer: **Michael Linsalata**

START POSITION: Standing in Box A. Gun is loaded with 10 rounds only. Muzzle of gun is touching table. Mags can be kept on table or on belt.

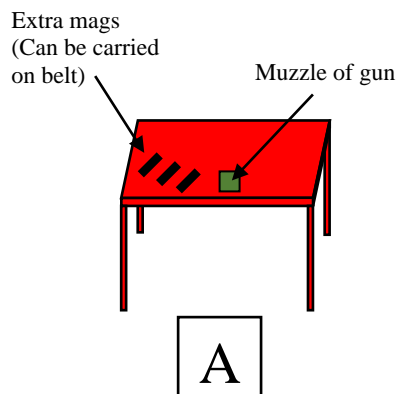
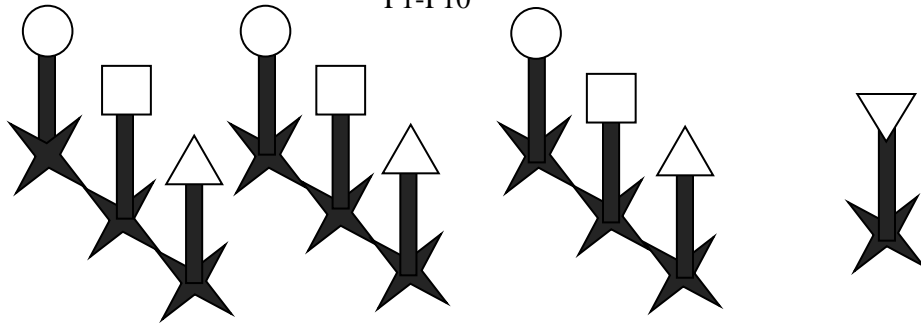
STAGE PROCEDURE

At signal, engage all steel as they become visible from within Box A. Reload when necessary with mags from table or belt.

SCORING

SCORING: Time plus (60 second par)
TARGETS: 10 Bruno steel
SCORED HITS: KD steel
START-STOP: Audible-Last Shot
PENALTIES: Procedural +5 seconds
Miss +5 seconds

P1-P10



Stage 1
(Pit 1)

Holiday Knockdown Steel



LIPSA

Peppermint Poppers



RULES: Practical Shooting Handbook, Latest Edition Course Designer: **Michael Linsalata**

START POSITION: Standing in Box A, gun loaded with 10 rounds only. Muzzle of gun touching table. Extra mags on table or on belt.

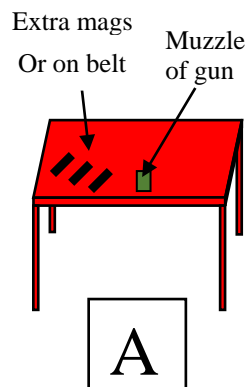
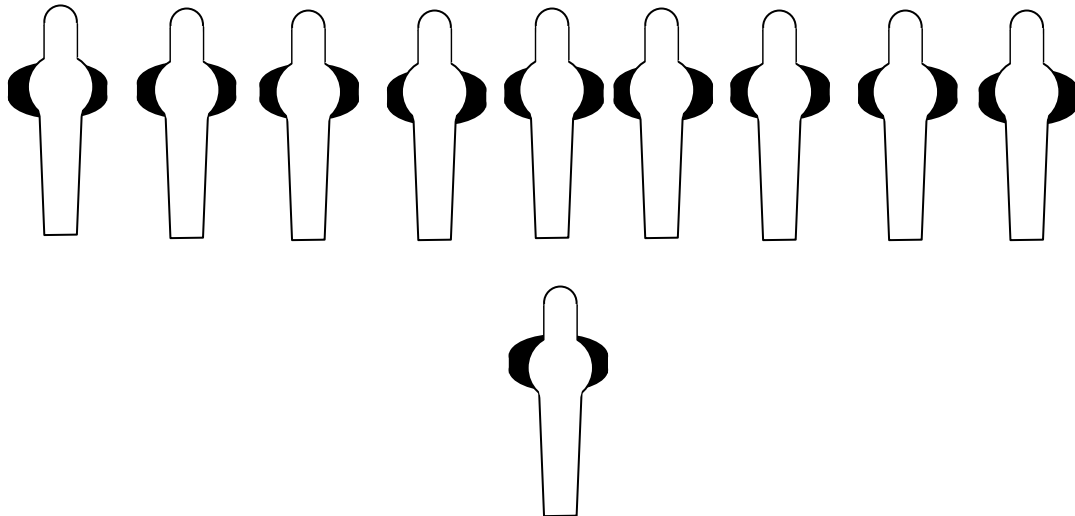
STAGE PROCEDURE

At signal, engage all steel as they become visible from within Box A. Reload when necessary with mags from table or belt.

SCORING

SCORING: Time Plus (60 second par)
TARGETS: 10 peppermint poppers
SCORED HITS: KD steel
START-STOP: Audible-Last Shot
PENALTIES: Procedural +5 seconds
Miss +5 seconds

PP1-PP10



Stage 2
(Pit 2)

Holiday Knockdown Steel



LIPSA Unboxing Santa's Presents



RULES: Practical Shooting Handbook, Latest Edition Course Designer: **Michael Linsalata**

START POSITION: Standing in Box A, gun loaded with 10 rounds only. Muzzle of gun touching table.
Extra mags can be kept on table or on belt.

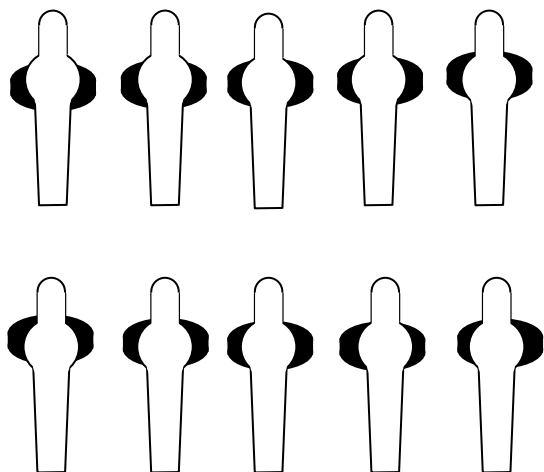
STAGE PROCEDURE

At signal, engage all steel as they become visible from within Box A. Reload when necessary with mags from table or belt.

SCORING

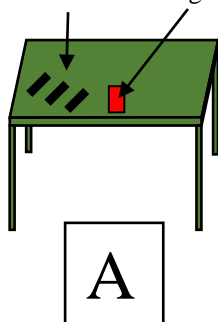
SCORING: Time Plus (60 second par)
TARGETS: 10 USPs
SCORED HITS: KD steel
START-STOP: Audible-Last Shot
PENALTIES: Procedural +5 seconds
Miss +5 seconds

USP1-USP10



Extra mags
Or on belt

Muzzle
of gun



Stage 3
(Pit 3)

Holiday Knockdown Steel



LIPSA

Santa's Steel



RULES: Practical Shooting Handbook, Latest Edition Course Designer: **Michael Linsalata**

START POSITION: Standing in Box A. Gun is loaded with 10 rounds only. Muzzle of gun is touching table. Mags can be kept on table or on belt

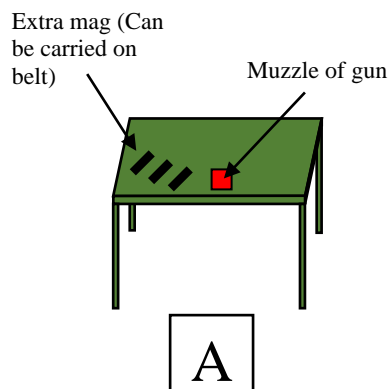
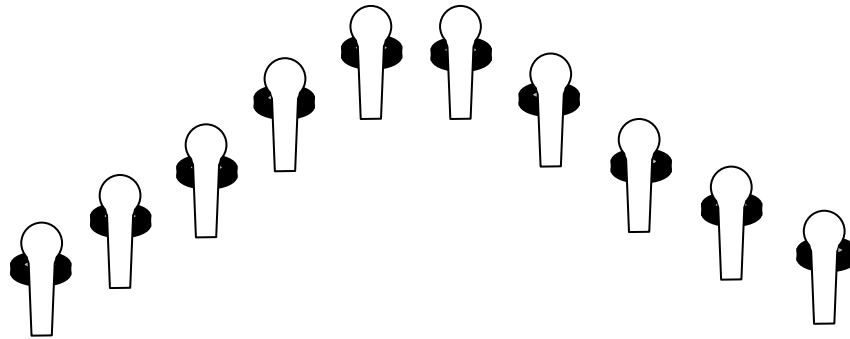
STAGE PROCEDURE

At signal, engage all steel as they become visible from within Box A. Reload when necessary with mags from table or belt.

SCORING

SCORING: Time plus (60 second par)
TARGETS: 10 Speed Plates
SCORED HITS: KD steel
START-STOP: Audible-Last Shot
PENALTIES: Procedural +5 seconds
Miss +5 seconds

SS1-SS10



Stage 4
(Pit 4)

Holiday Knockdown Steel



LIPSA

10 Plates a Fallin'



RULES: Practical Shooting Handbook, Latest Edition Course Designer: **Michael Linsalata**

START POSITION: Standing in Box A. Gun is loaded with 10 rounds only. Muzzle of gun is touching table. Mags can be kept on table or on belt

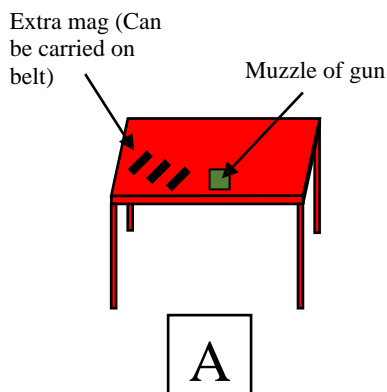
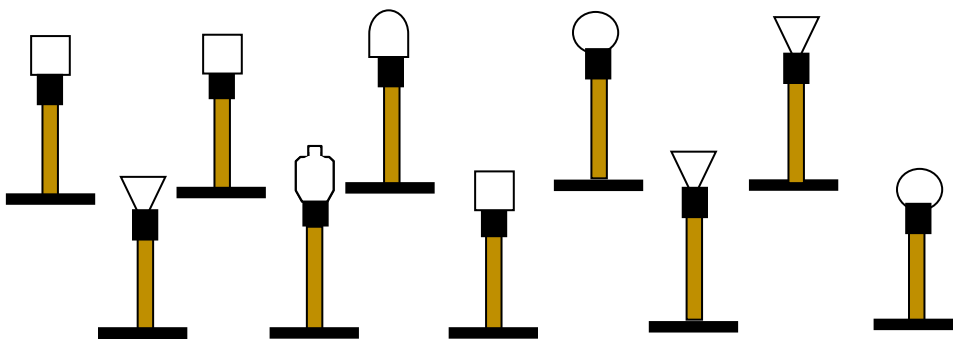
STAGE PROCEDURE

At signal, engage all steel as they become visible from within Box A. Reload when necessary with mags from table or belt.

SCORING

SCORING: Time plus (60 second par)
TARGETS: 10 Plates
SCORED HITS: KD steel
START-STOP: Audible-Last Shot
PENALTIES: Procedural +5 seconds
Miss +5 seconds

P1-P10



Stage 5
(Pit 5)

Holiday Knockdown Steel



LIPSA

8 Plates a Spinnin'

RULES: Practical Shooting Handbook, Latest Edition Course Designer: **Michael Linsalata**

START POSITION: Standing in Box A. Gun is loaded with 10 rounds only. Muzzle of gun is touching table. Mags can be kept on table or on belt.

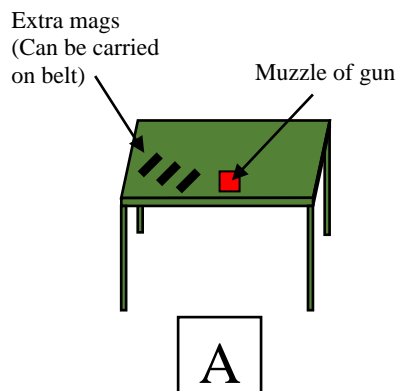
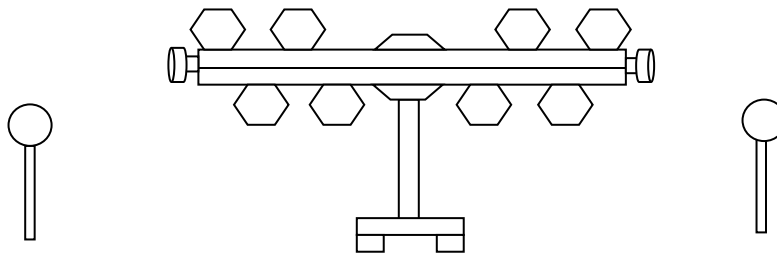
STAGE PROCEDURE

At signal, engage all steel as they become visible from within Box A. Reload when necessary with mags from table or belt.

SCORING

SCORING: Time plus (60 second par)
TARGETS: 10 pieces of steel
SCORED HITS: KD steel
START-STOP: Audible-Last Shot
PENALTIES: Procedural +5 seconds
Miss +5 seconds

P1-P10



Stage 6
(Pit 6)

Holiday Knockdown Steel



LIPSA

Christmas Tree Of Steel



RULES: Practical Shooting Handbook, Latest Edition **Course Designer: Michael Linsalata**

START POSITION: Standing in Box A. Gun is loaded with 10 rounds only. Muzzle of gun is touching table. Mags can be kept on table or on belt.

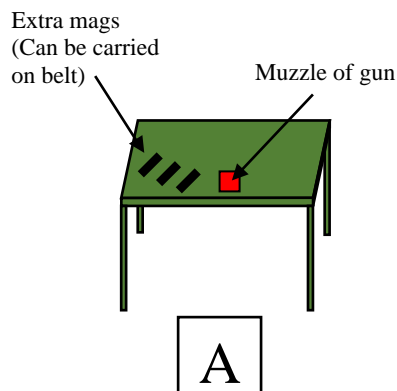
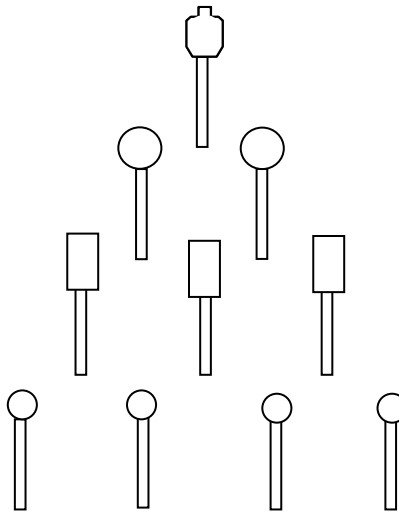
STAGE PROCEDURE

At signal, engage all steel as they become visible from within Box A. Reload when necessary with mags from table or belt.

SCORING

SCORING: Time plus (60 second par)
TARGETS: 10 pieces of steel
SCORED HITS: KD steel
START-STOP: Audible-Last Shot
PENALTIES: Procedural +5 seconds
Miss +5 seconds

P1-P10



Stage 7
(Pit 7)