



LIPSA

Bat Out of Hell

STAGE PROCEDURE

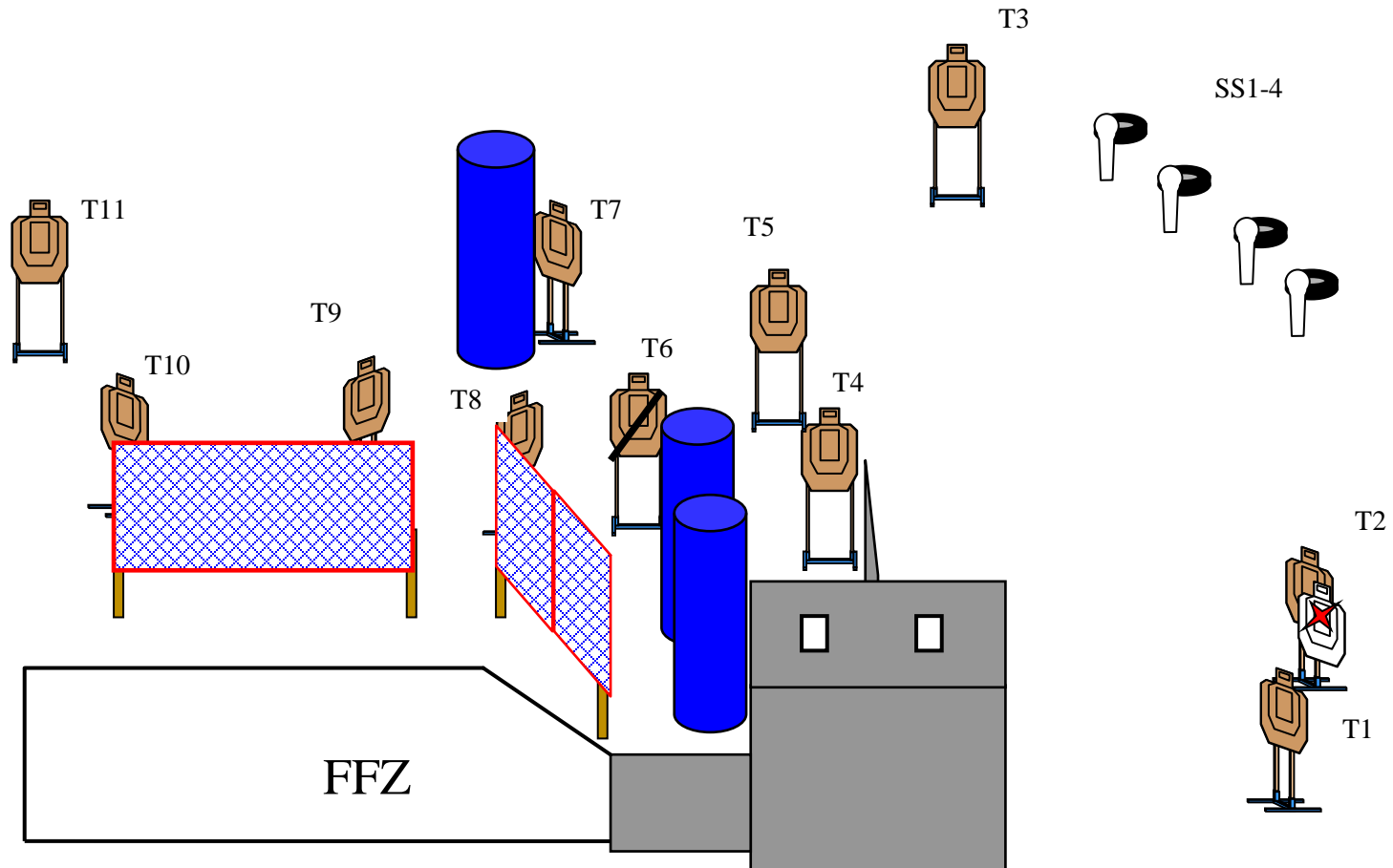

At signal engage all targets and steel as they become available from within the fault lines.

RULES: Practical Shooting Handbook, Latest Edition **Course Designer: Kevin O'Brien**

START POSITION: Standing anywhere in Shooting Area. Gun loaded and holstered. PCC start is gun loaded, pointed down range. Butt of gun touching belt.

SCORING

SCORING:	Comstock, 31 rounds, 155 points
TARGETS:	11 USPSA, 9 Pieces of steel
SCORED HITS:	Best 2 per USPSA, Steel Down = 1A
START-STOP:	Audible-Last Shot
PENALTIES:	Procedural -10
	No-shoot hit -10
	Miss -10



Stage 1
(pit 1)



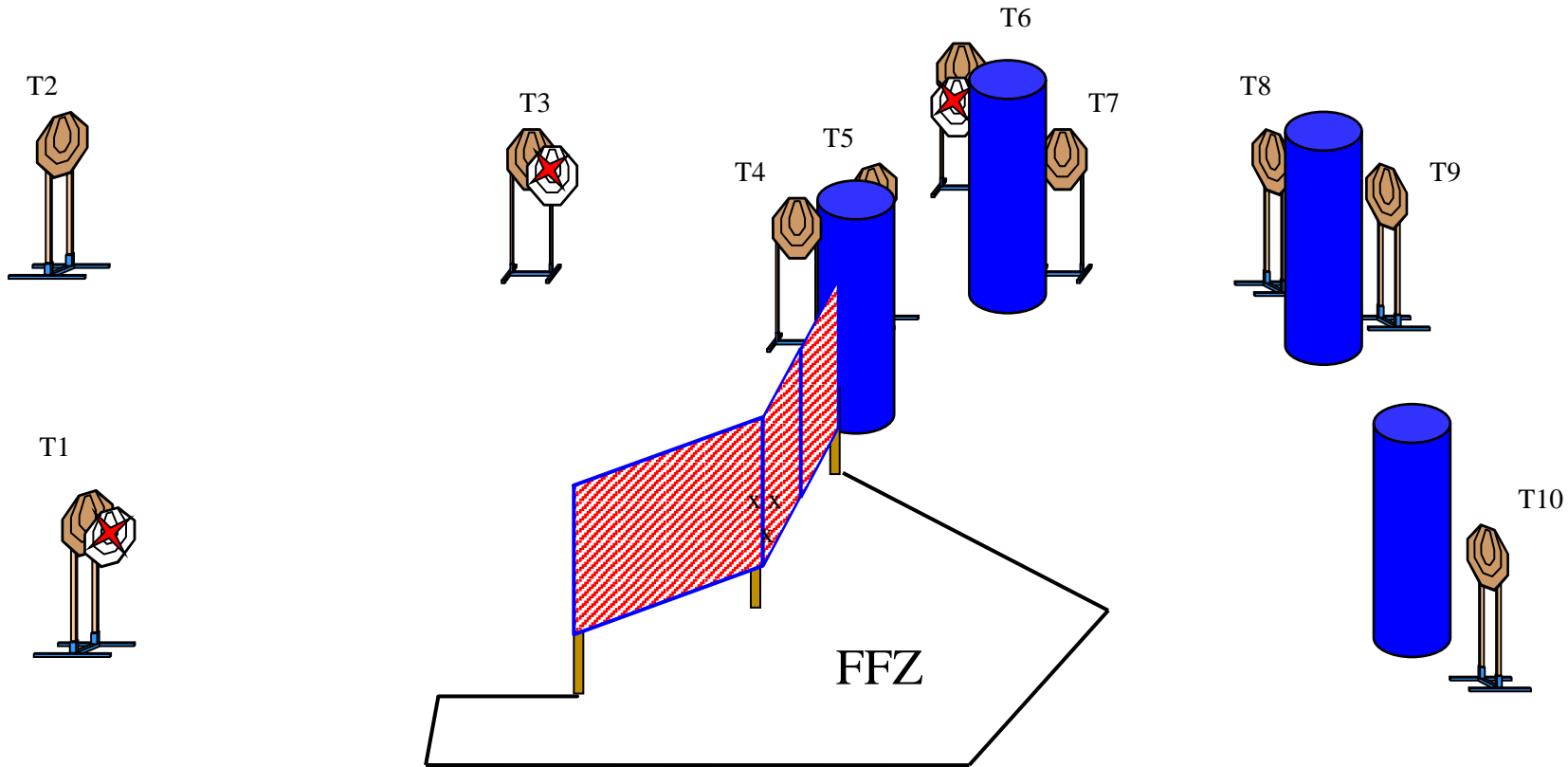
LIPSA Rocket Man

STAGE PROCEDURE
At signal engage all targets as they become available from within the fault lines.

RULES: Practical Shooting Handbook, Latest Edition **Course Designer: Kevin O'Brien**

START POSITION: Standing with hands touching "XX's". Gun loaded and holstered. PCC start is gun loaded, pointed down range with muzzle touching "x".

SCORING
SCORING: Comstock, 30 rounds, 150 points
TARGETS: 10 IPSC
SCORED HITS: Best 3 per Classic
START-STOP: Audible-Last Shot
PENALTIES: Procedural -10
No-shoot hit -10
Miss -10



Stage 2
(Pit 2)



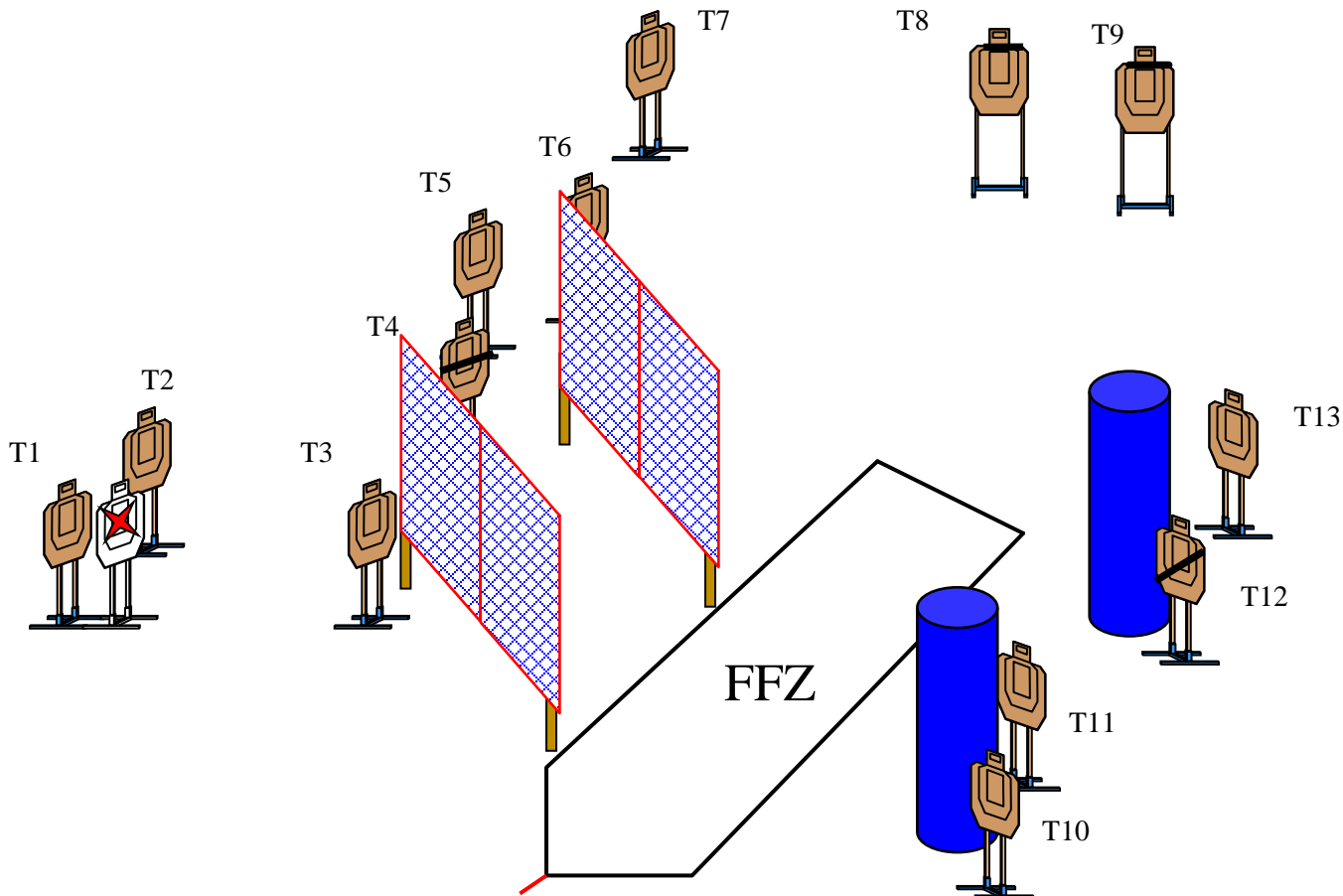
LIPSA Red Light

STAGE PROCEDURE
At signal, step into Shooting Area, then engage all targets and steel as they become available from within the fault lines.

RULES: Practical Shooting Handbook, Latest Edition **Course Designer: Kevin O'Brien**

START POSITION: Standing straddling red mark, wrists above shoulders. Gun loaded and holstered. PCC start is gun loaded, pointed down range.

SCORING
SCORING: Comstock, 26 rounds, 130 points
TARGETS: 13 USPSA
SCORED HITS: Best 2 per USPSA
START-STOP: Audible-Last Shot
PENALTIES: Procedural -10
No-shoot hit -10
Miss -10



Stage 3
(pit 3)



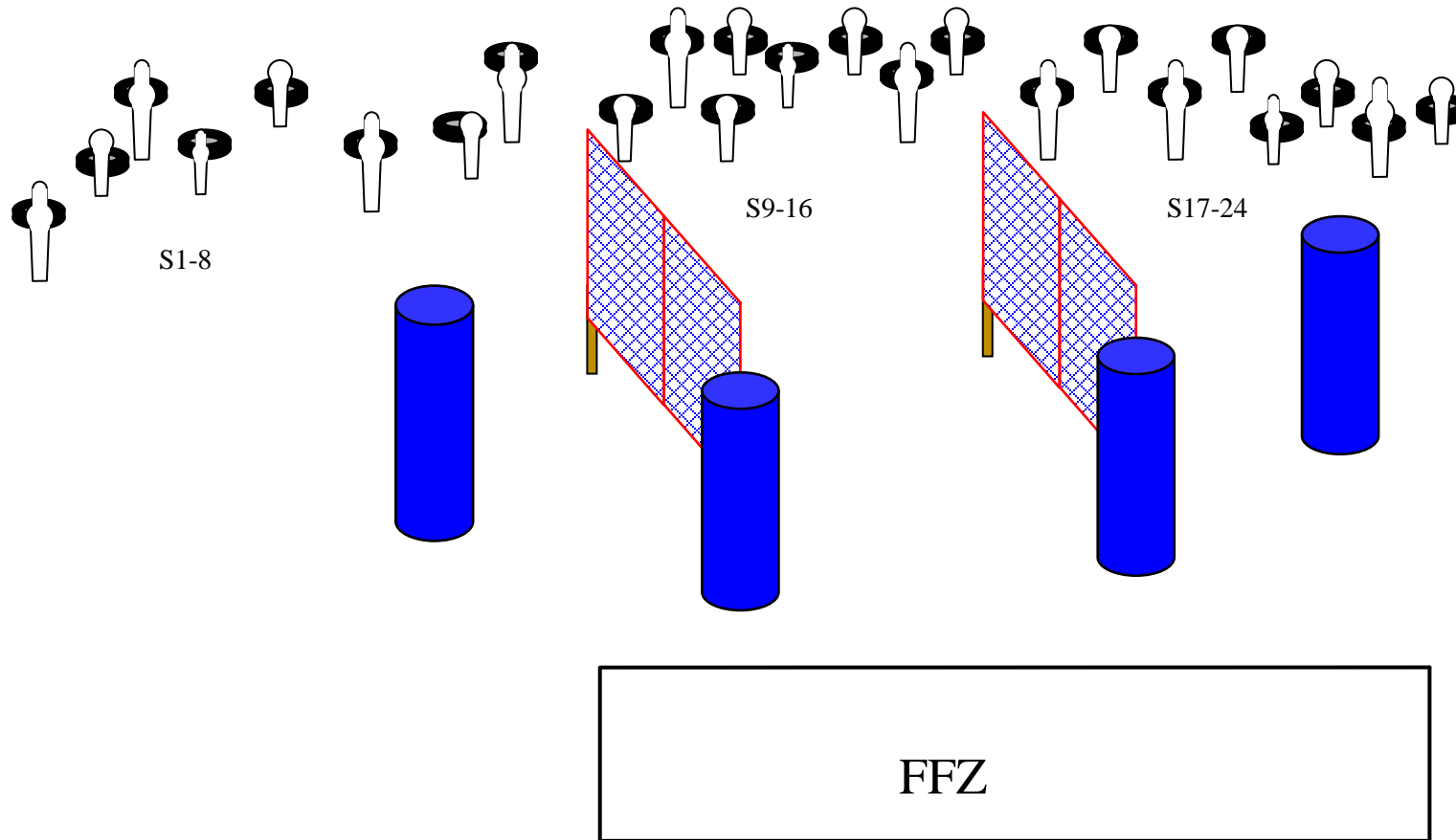
LIPSA Hammer to Fall

STAGE PROCEDURE
At signal engage all targets and steel as they become available from within the fault lines.

RULES: Practical Shooting Handbook, Latest Edition **Course Designer: Kevin O'Brien**

START POSITION: Standing anywhere in Shooting Area. Gun loaded and holstered.
PCC start is gun loaded, pointed down range. Butt of gun touching belt.

SCORING
SCORING: Comstock, 24 rounds, 120 points
TARGETS: 24 Pieces of steel
SCORED HITS: Steel Down = 1A
START-STOP: Audible-Last Shot
PENALTIES: Procedural -10
No-shoot hit -10
Miss -10



Stage 4
(pit 4)



LIPSA

Free Falling

RULES: Practical Shooting Handbook, Latest Edition **Course Designer: Kevin O'Brien**

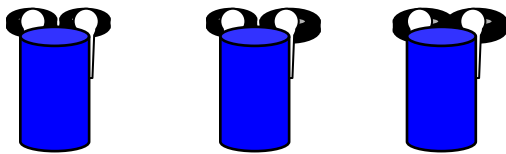
START POSITION: Standing with toes touching red mark. Gun loaded and holstered. PCC start is gun loaded with safety on. Pointed down range with butt of gun touching belt

STAGE PROCEDURE

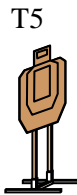
At signal, engage all targets and steel as they become available from the Shooting Area.

SCORING

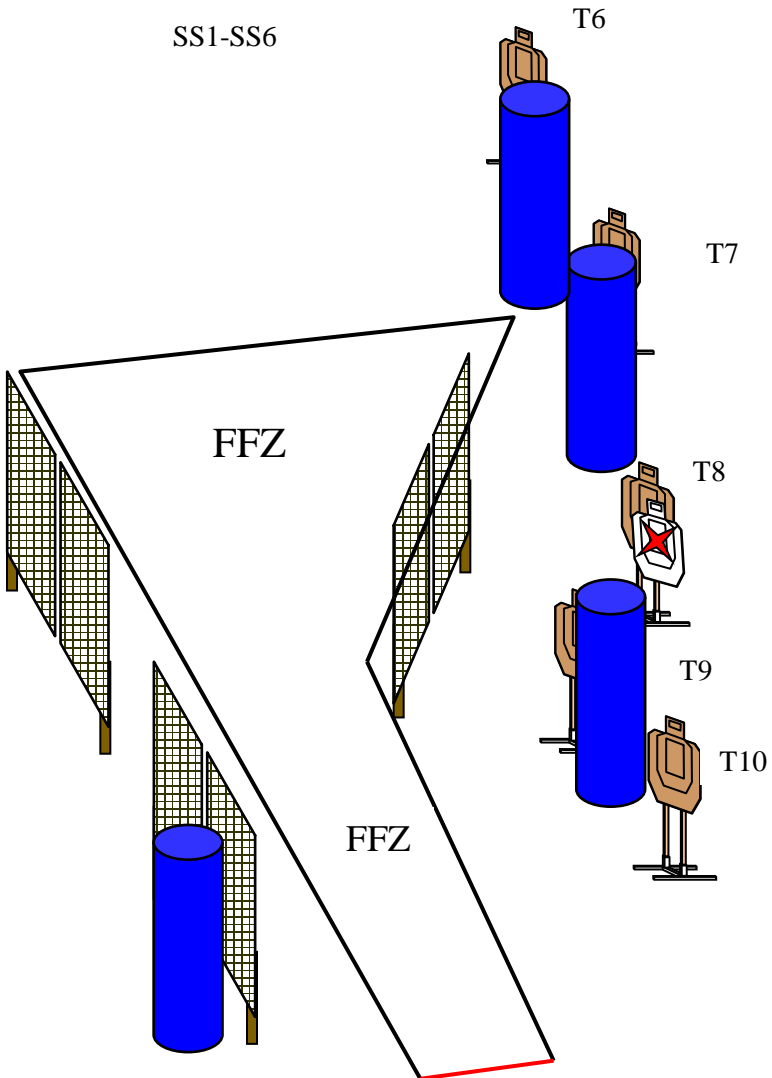
SCORING: Comstock, 26 rounds, 130 points
TARGETS: 10 USPSA, 6 pieces of steel
SCORED HITS: Best 2 per USPSA, Steel Down = 1A
START-STOP: Audible-Last Shot
PENALTIES: Procedural -10
 No-shoot hit -10



SS1-SS6



T5





LIPSA

Paint it Black

STAGE PROCEDURE

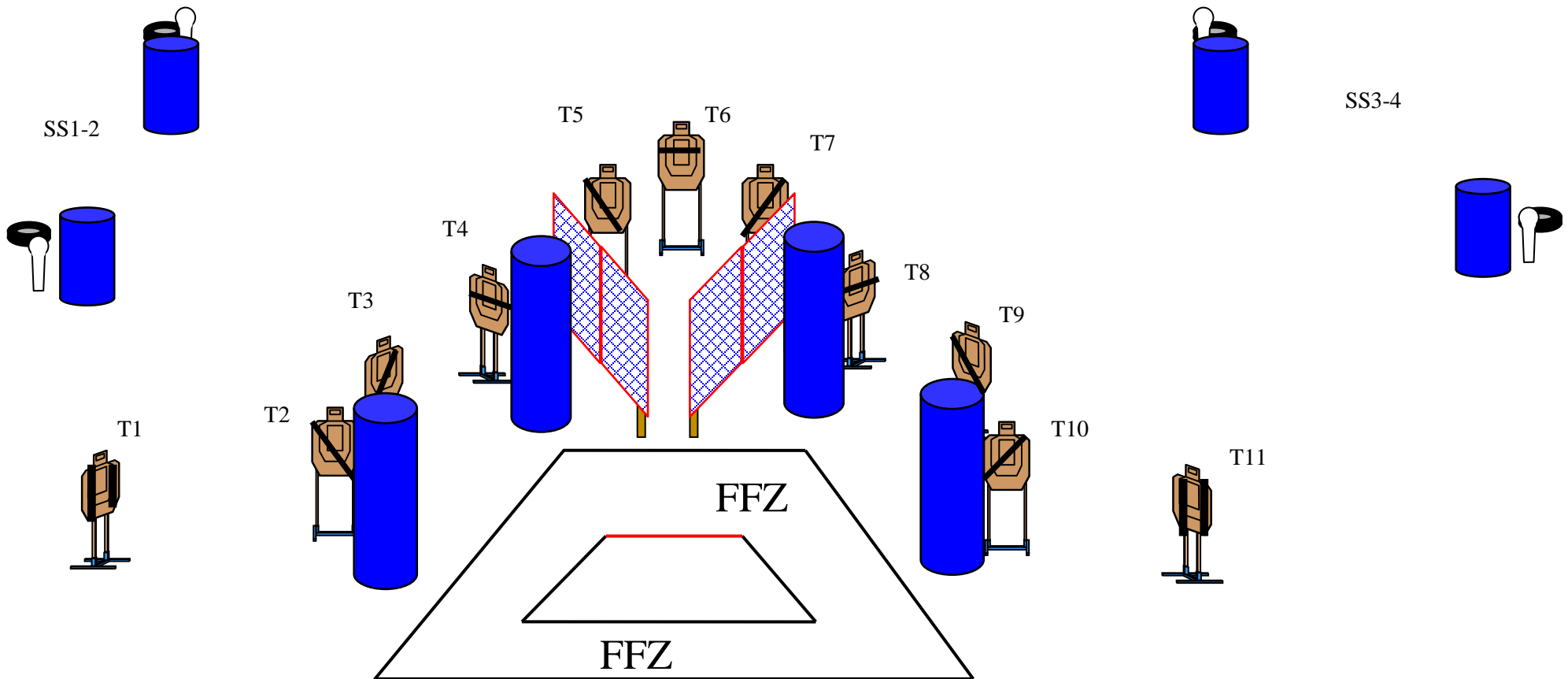
At signal engage all targets and steel as they become available from within the fault lines.

RULES: Practical Shooting Handbook, Latest Edition **Course Designer: Kevin O'Brien**

START POSITION: Standing with toes touching red mark. Gun loaded and holstered. PCC start is gun loaded, pointed down range. Butt of gun touching belt.

SCORING

SCORING:	Comstock, 24 rounds, 120 points
TARGETS:	11 USPSA, 4 Pieces of steel
SCORED HITS:	Best 2 per USPSA, Steel Down = 1A
START-STOP:	Audible-Last Shot
PENALTIES:	Procedural -10
	No-shoot hit -10
	Miss -10



Stage 6
(pit 6)



(corrected 1/20/2019)

The Condor is a 16 round, 80-point, Virginia Count Standard Exercise. There are 8 metric targets. The best 2 hits per paper will score.

The start position is standing inside designated shooting area, facing uprange, wrists above respective shoulders with handgun loaded and holstered.

The PCC start position is standing inside designated shooting area, holding loaded PCC, stock on belt, muzzle pointing downrange, safety on.

String 1: On the audible start signal, engage T1-T4 from box A with only 1 round per target, perform a mandatory reload, and engage T5-T8 from box B with only 1 round per target.

String 2: On the audible start signal, engage T5-T8 from box B with only 1 round per target, perform a mandatory reload, and engage T1-T4 from box A with only 1 round per target.






CM 18-08 The Condor

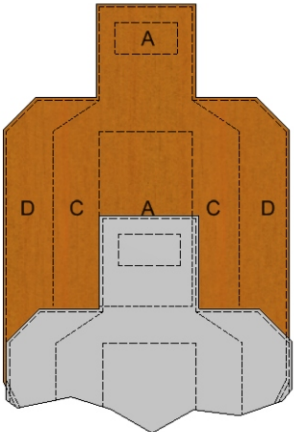
T1, T4, T5 & T8 are
USPSA Targets



Targets T3 & T7



Targets T2 & T6



NO-SHOOT DETAIL

