

Knockdown Steel



LIPSA

Little in the Middle

RULES: Practical Shooting Handbook, Latest Edition Course Designer: **Michael Linsalata**

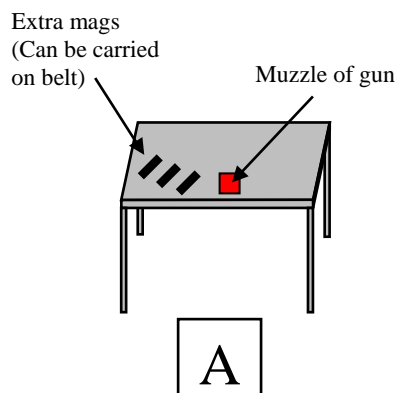
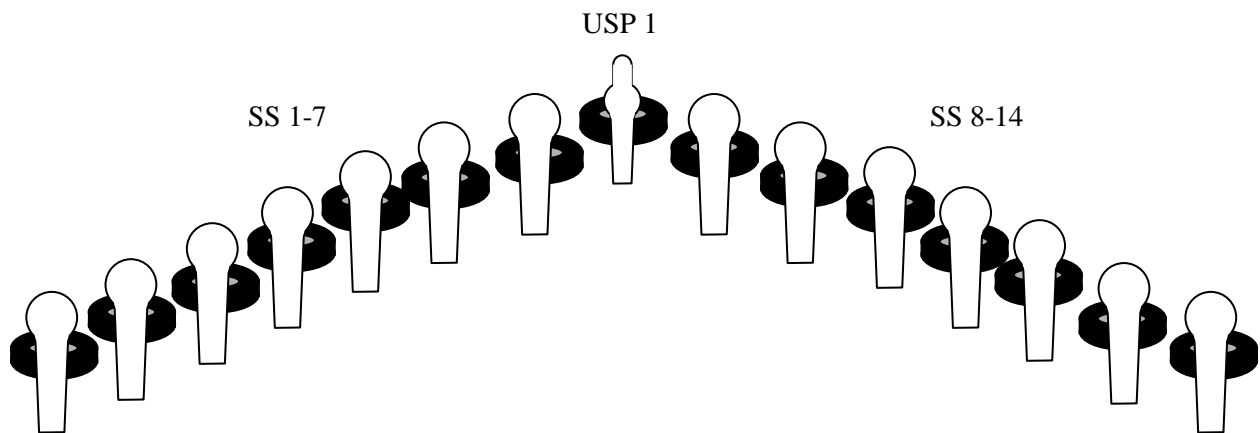
START POSITION: Standing in Box A. Gun is loaded with 10 rounds only. Muzzle of gun is touching table. Mags can be kept on table or on belt.

STAGE PROCEDURE

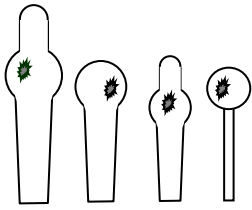
At signal, engage all steel as they become visible from within Box A. Reload when necessary with mags from table or belt.

SCORING

SCORING: Time plus (60 second par)
TARGETS: 15 pieces of steel
SCORED HITS: KD steel
START-STOP: Audible-Last Shot
PENALTIES: Procedural +5 seconds
Miss +5 seconds



Stage 1
(Pit 4)



Knockdown Steel



LIPSA

Unlucky 13

RULES: Practical Shooting Handbook, Latest Edition **Course Designer:** Michael Linsalata

START POSITION: Standing in Box A. Gun is loaded with 10 rounds only. Muzzle of gun is touching table. Mags can be kept on table or on belt.

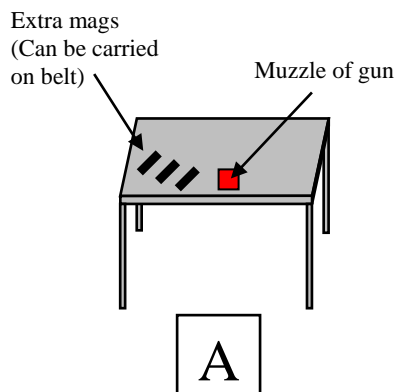
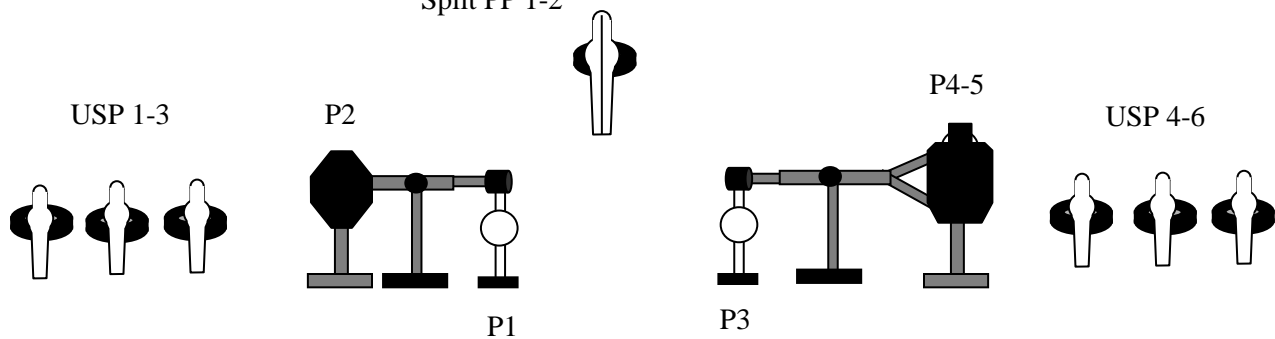
STAGE PROCEDURE

At signal, engage all steel as they become visible from within Box A. Reload when necessary with mags from table or belt.

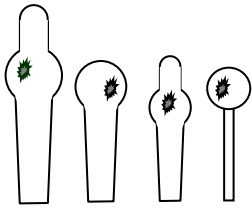
SCORING

SCORING:	Time plus (60 second par)
TARGETS:	13 pieces of steel
SCORED HITS:	KD steel
START-STOP:	Audible-Last Shot
PENALTIES:	Procedural +5 seconds
	Miss +5 seconds

Split PP 1-2



Stage 2
(Pit 5)



Knockdown Steel



LIPSA

Fast, Slow, Fast

RULES: Practical Shooting Handbook, Latest Edition Course Designer: **Michael Linsalata**

START POSITION: Standing in Box A. Gun is loaded with 10 rounds only. Muzzle of gun is touching table. Mags can be kept on table or on belt.

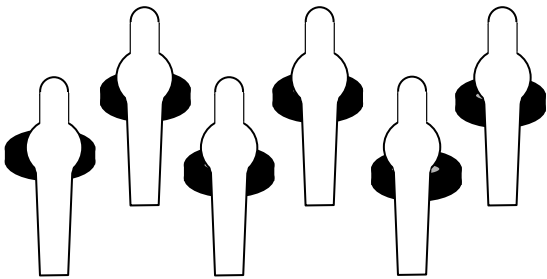
STAGE PROCEDURE

At signal, engage all steel as they become visible from within Box A. Reload when necessary with mags from table or belt.


SCORING

SCORING: Time plus (60 second par)
TARGETS: 15 pieces of steel
SCORED HITS: KD steel
START-STOP: Audible-Last Shot
PENALTIES: Procedural +5 seconds
Miss +5 seconds

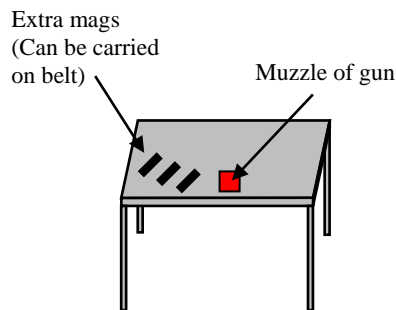
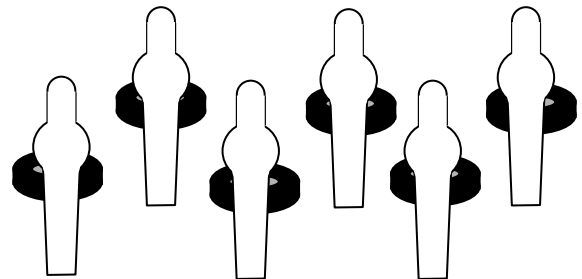
PP 1-6



P 1-3

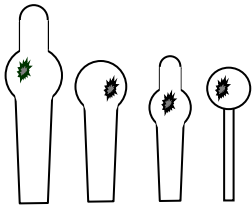


PP 7-12



A

Stage 3
(Pit 6)



Knockdown Steel



LIPSA Lollipops & Little Targets

RULES: Practical Shooting Handbook, Latest Edition **Course Designer: Michael Linsalata**

START POSITION: Standing in Box A. Gun is loaded with 10 rounds only. Muzzle of gun is touching table. Mags can be kept on table or on belt.

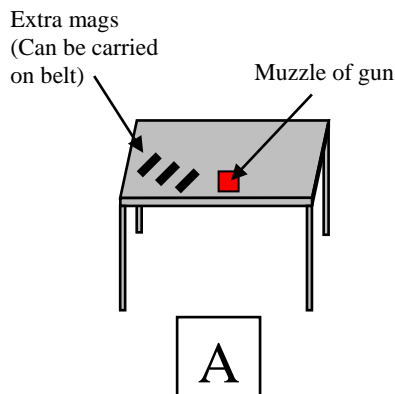
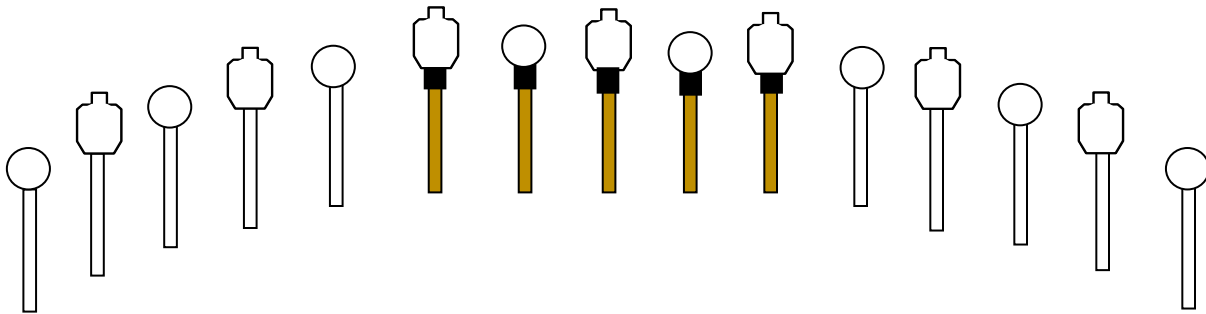
STAGE PROCEDURE

At signal, engage all steel as they become visible from within Box A. Reload when necessary with mags from table or belt.

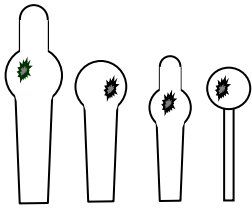
SCORING

SCORING: Time plus (60 second par)
TARGETS: 15 pieces of steel
SCORED HITS: KD steel
START-STOP: Audible-Last Shot
PENALTIES: Procedural +5 seconds
 Miss +5 seconds

P1-P12



Stage 4
(Pit 7)



Knockdown Steel



LIPSA

Small Layers

RULES: Practical Shooting Handbook, Latest Edition Course Designer: **Michael Linsalata**

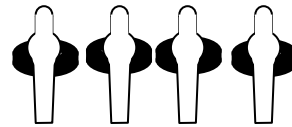
START POSITION: Standing in Box A. Gun is loaded with 10 rounds only. Muzzle of gun is touching table. Mags can be kept on table or on belt.

STAGE PROCEDURE

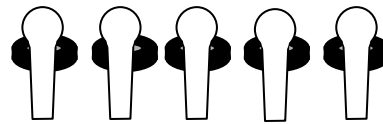
At signal, engage all steel as they become visible from within Box A. Reload when necessary with mags from table or belt.

SCORING

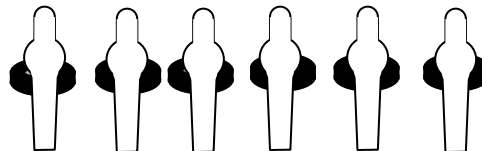
SCORING:	Time plus (60 second par)
TARGETS:	15 pieces of steel
SCORED HITS:	KD steel
START-STOP:	Audible-Last Shot
PENALTIES:	Procedural +5 seconds
	Miss +5 seconds



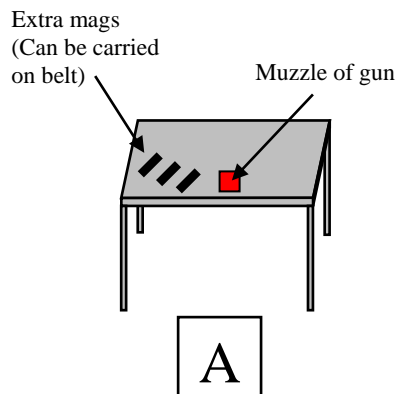
USP 1-4



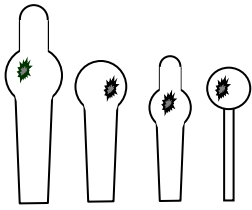
SS 1-5



PP 1-6



Stage 5
(22 Pit)



Knockdown Steel



LIPSA

Star and it's Minions

RULES: Practical Shooting Handbook, Latest Edition Course Designer: **Michael Linsalata**

START POSITION: Standing in Box A. Gun is loaded with 10 rounds only. Muzzle of gun is touching table. Mags can be kept on table or on belt.

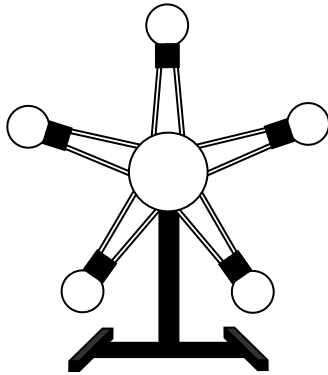
STAGE PROCEDURE

At signal, engage all steel as they become visible from within Box A. Reload when necessary with mags from table or belt.

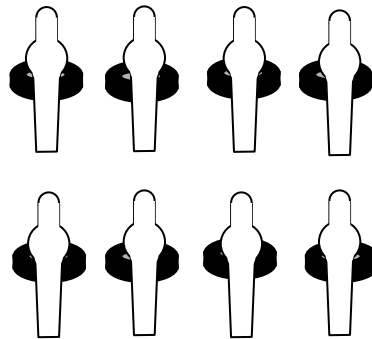
SCORING

SCORING:	Time plus (60 second par)
TARGETS:	13 pieces of steel
SCORED HITS:	KD steel
START-STOP:	Audible-Last Shot
PENALTIES:	Procedural +5 seconds
	Miss +5 seconds

P1-P5

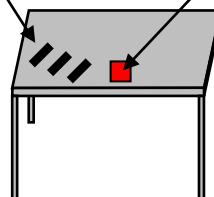


USP 1-8



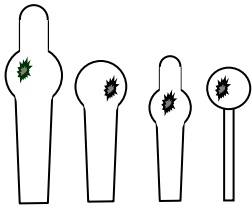
Extra mags
(Can be carried
on belt)

Muzzle of gun



A

Stage 6
(S Pit 1)



Knockdown Steel



LIPSA

Racks Plus

RULES: Practical Shooting Handbook, Latest Edition Course Designer: **Michael Linsalata**

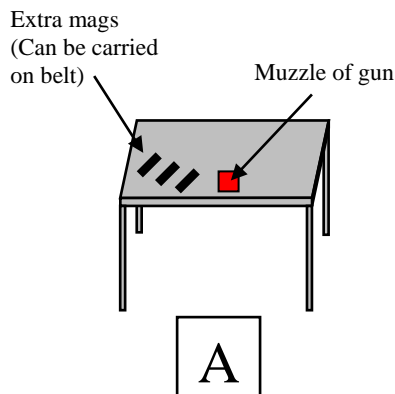
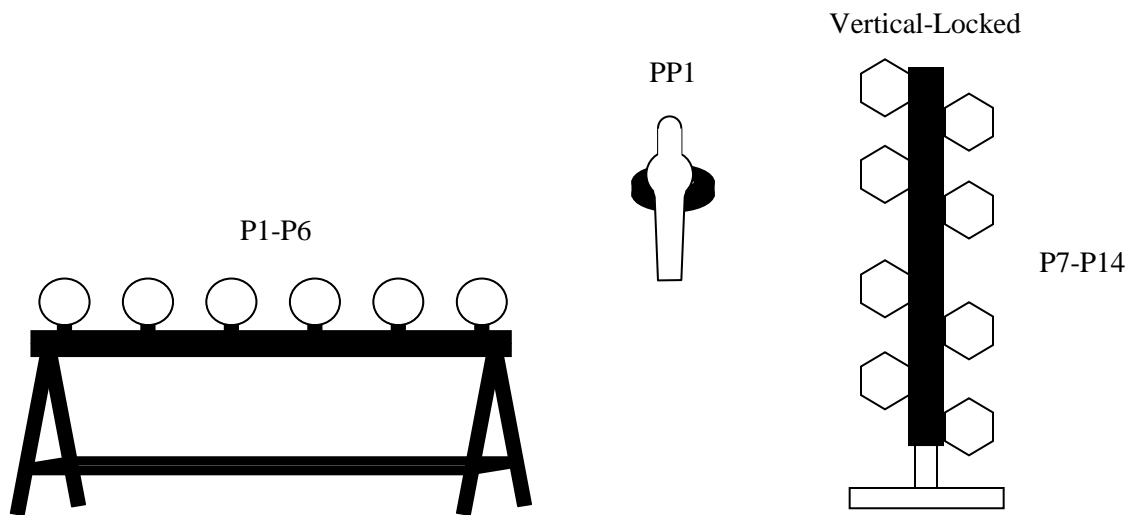
START POSITION: Standing in Box A. Gun is loaded with 10 rounds only. Muzzle of gun is touching table. Mags can be kept on table or on belt.

STAGE PROCEDURE

At signal, engage all steel as they become visible from within Box A. Reload when necessary with mags from table or belt.

SCORING

SCORING:	Time plus (60 second par)
TARGETS:	15 pieces of steel
SCORED HITS:	KD steel
START-STOP:	Audible-Last Shot
PENALTIES:	Procedural +5 seconds
	Miss +5 seconds



Stage 7
(S Pit 2)