



LIPSA

Disadvantage

STAGE PROCEDURE

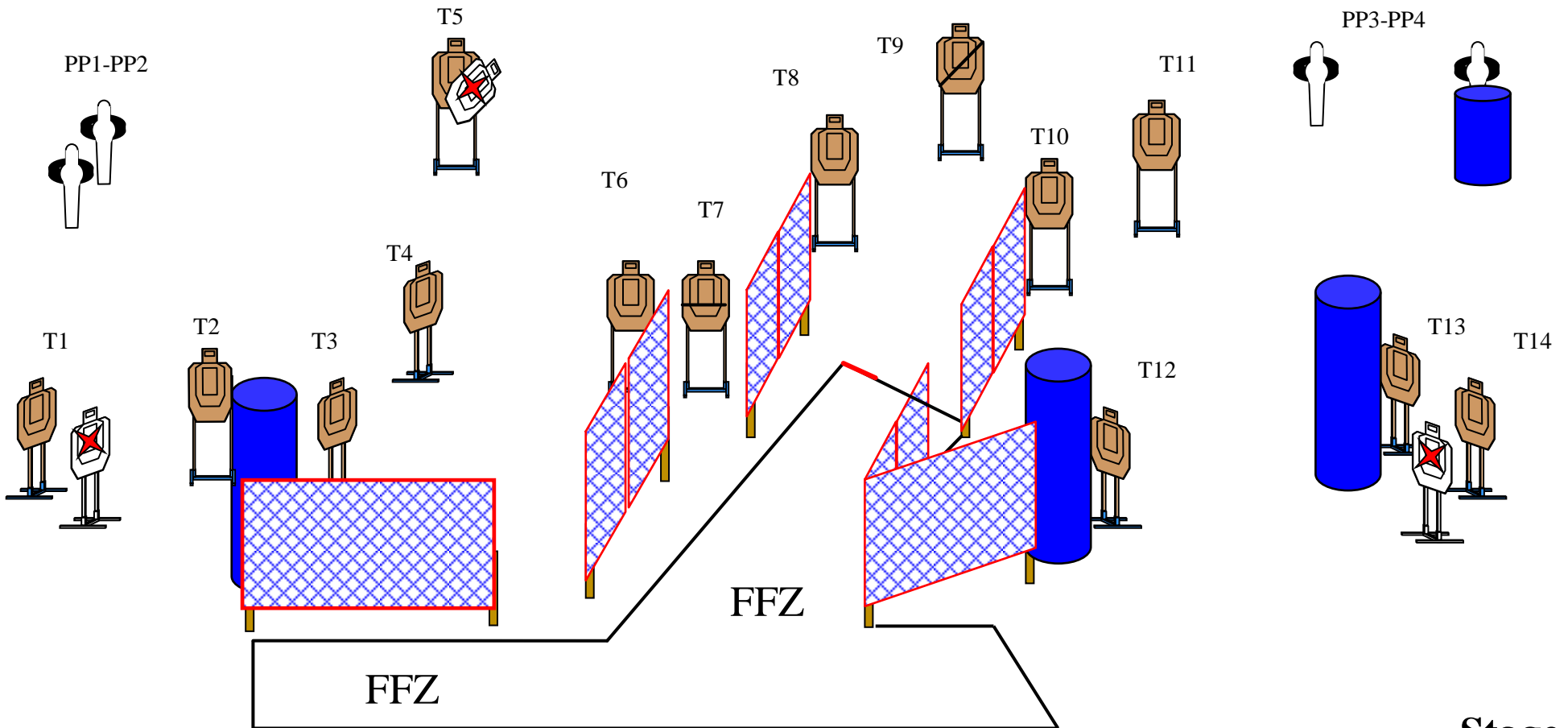
At signal, step into Free Fire Zone, then engage all targets and steel as they become visible from within the fault lines.

SCORING

SCORING: Comstock, 32 rounds, 160 points
TARGETS: 14 IPSC, 4 Pieces of steel
SCORED HITS: Best 2 per IPSC, Steel Down = 1A
START-STOP: Audible-Last Shot
PENALTIES: Procedural -10
 No-shoot hit -10
 Miss -10

RULES: Practical Shooting Handbook, Latest Edition **Course Designer: Kevin O'Brien**

START POSITION: Standing with toes touching red mark on forward most fault line. Gun un-loaded and holstered. PCC start is gun un-loaded, pointed down range. Butt of gun touching belt.



Stage 1
(Pit 1)



LIPSA

Star Gazer

STAGE PROCEDURE

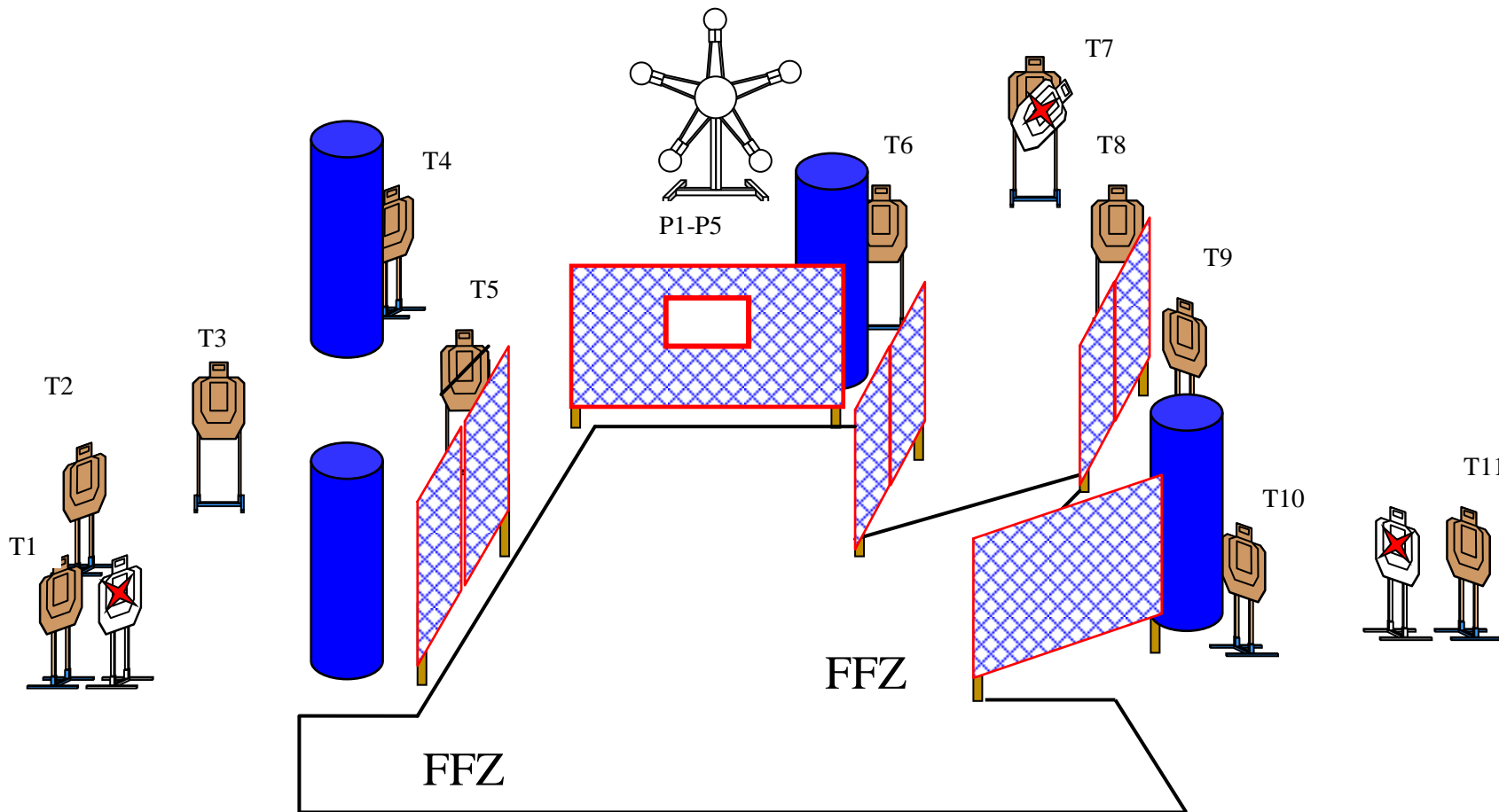
At signal, step into Free Fire Zone, then engage all targets and steel as they become visible from within the fault lines.

RULES: Practical Shooting Handbook, Latest Edition **Course Designer: Kevin O'Brien**

START POSITION: Standing anywhere within the free fire zone. Gun loaded and holstered. Hands relaxed at sides. PCC start is gun loaded, pointed down range. Butt of gun touching belt standing anywhere within the free fire zone.

SCORING

SCORING:	Comstock, 27 rounds, 135 points
TARGETS:	11 IPSC, 5 Pieces of steel
SCORED HITS:	Best 2 per IPSC, Steel Down = 1A
START-STOP:	Audible-Last Shot
PENALTIES:	Procedural -10
	No-shoot hit -10
	Miss -10



Stage 2
(Pit 2)



LIPSA

Giddy Up

RULES: Practical Shooting Handbook, Latest Edition **Course Designer: Kevin O'Brien**

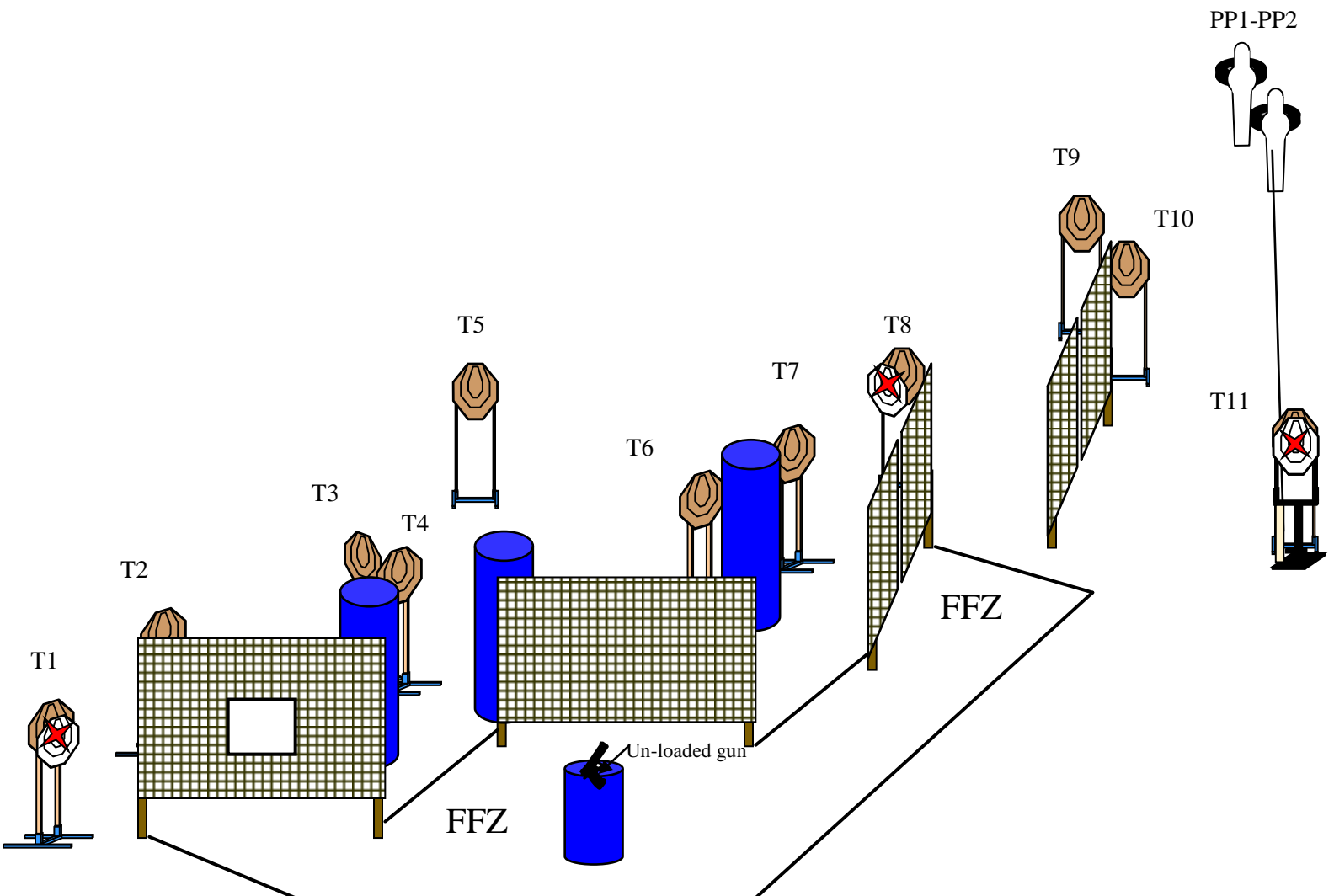
START POSITION: Standing with hands grasping both sides of barrel. Un-loaded gun and 1st mag on barrel pointing safely downrange. Same applies for PCC

STAGE PROCEDURE

At signal, engage all targets and steel as they become visible from the Free Fire Zone. (**PP2** activates **T11** and must be activated prior to engaging).

SCORING

SCORING: Comstock, 24 rounds, 130 points
TARGETS: 11 Classic, 2 pieces of steel
SCORED HITS: Best 2 per IPSC, Steel Down = 1A
START-STOP: Audible-Last Shot
PENALTIES: Procedural -10
No-shoot hit -10
Miss -10



Stage 3
(Pit 3)



LIPSA

Round About

RULES: Practical Shooting Handbook, Latest Edition Course Designer: Kevin O'Brien

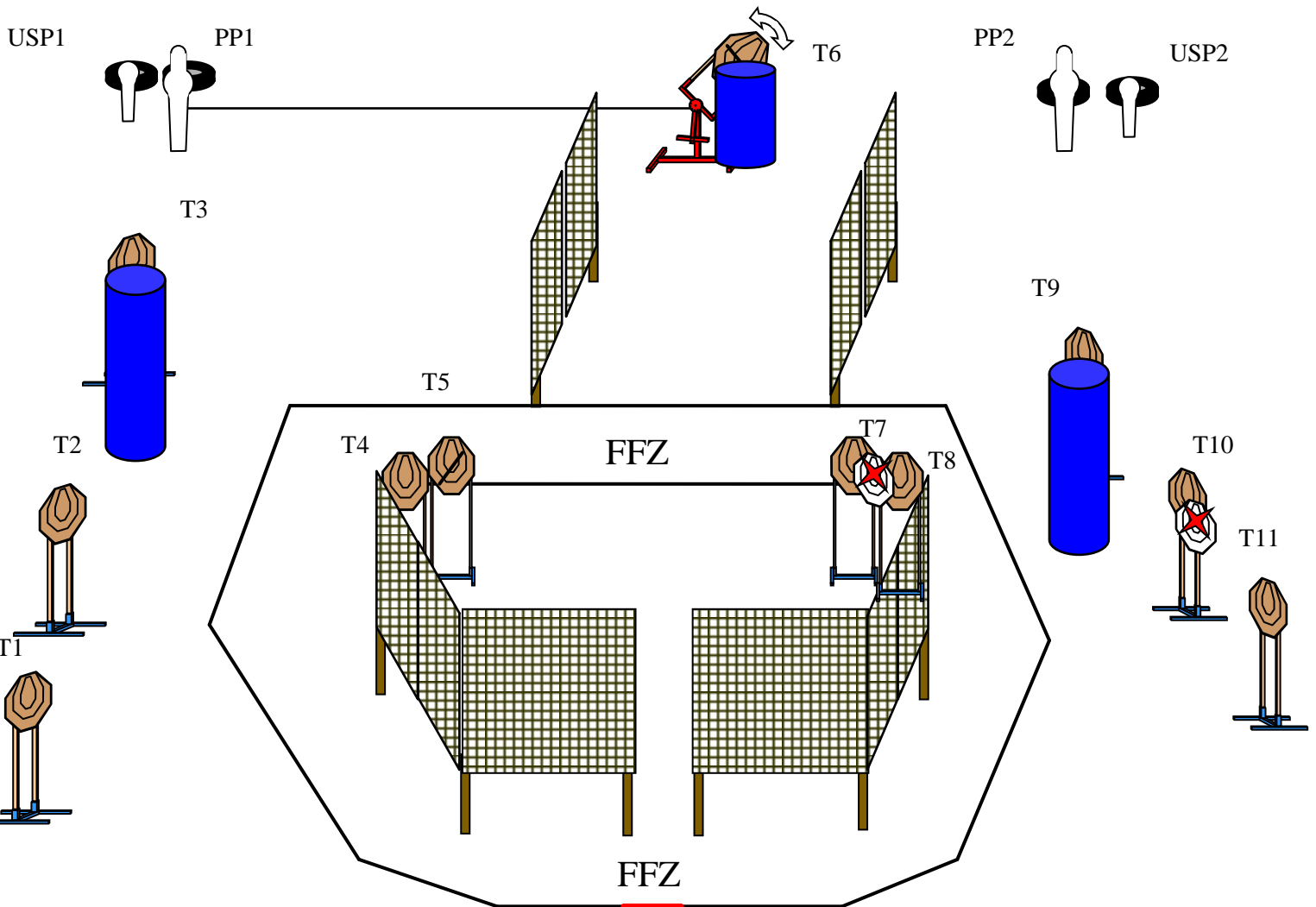
START POSITION: Standing with toes touching red mark facing squarely downrange. Gun loaded and holstered. PCC start is gun loaded with safety on. Pointed down range with muzzle touching mark. Butt of gun touching belt

STAGE PROCEDURE

At signal, engage all targets and steel as they become visible from the Free Fire Zone. (PP1 activates T6 and must be activated prior to engaging).

SCORING

SCORING:	Comstock, 26 rounds, 130 points
TARGETS:	11 Classic, 4 pieces of steel
SCORED HITS:	Best 2 per IPSC, Steel Down = 1A
START-STOP:	Audible-Last Shot
PENALTIES:	Procedural -10
	No-shoot hit -10
	Miss -10



Stage 4
(Pit 4)



LIPSA

Grinder

RULES: Practical Shooting Handbook, Latest Edition **Course Designer: Kevin O'Brien**

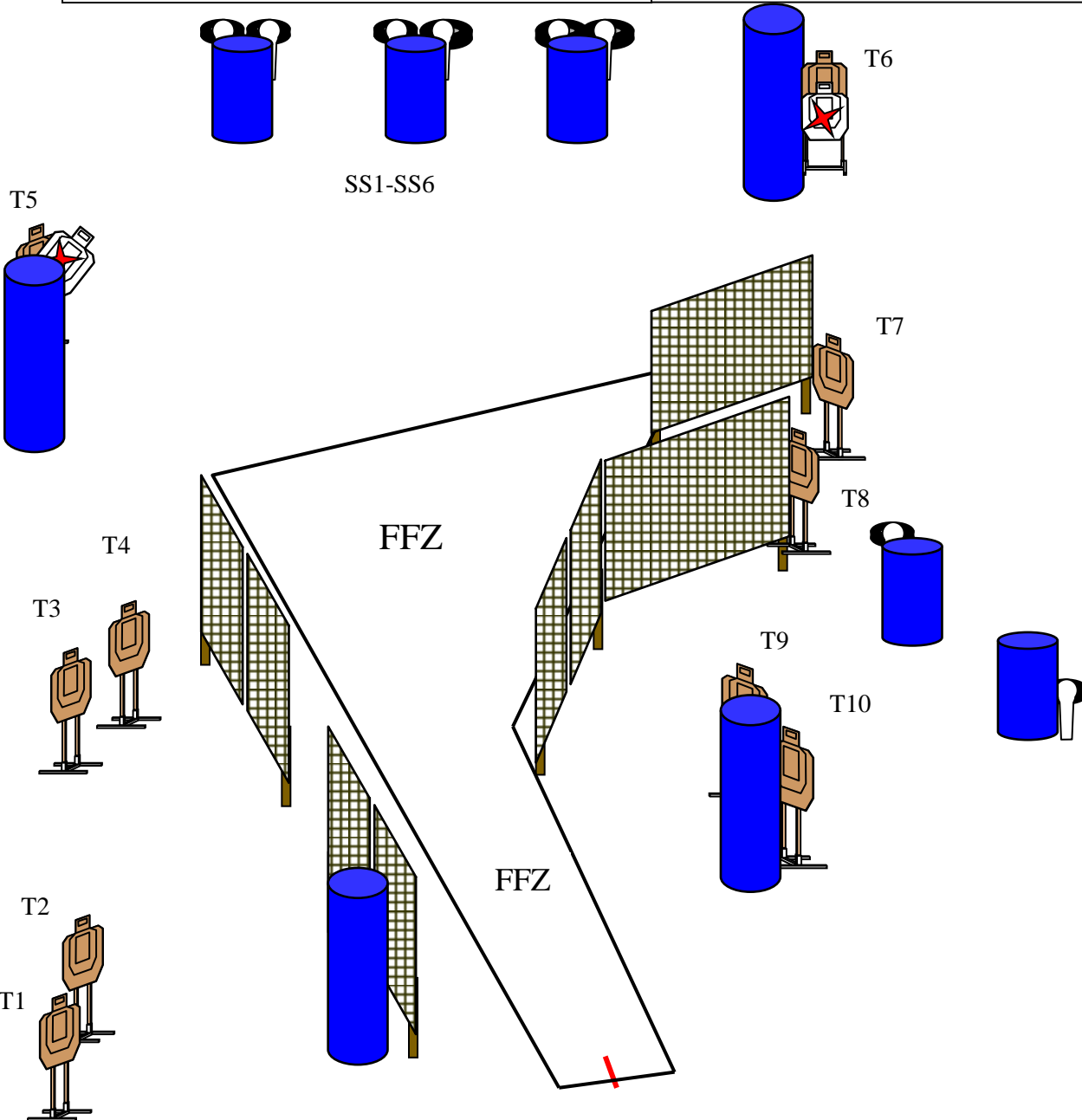
START POSITION: Standing with feet straddling red mark facing squarely downrange w/ wrists above shoulders. Gun loaded and holstered. PCC start is gun loaded with safety on. Facing squarely downrange straddling mark with Butt of gun touching belt.

STAGE PROCEDURE

At signal, engage all targets and steel as they become visible from the Free Fire Zone.

SCORING

SCORING: Comstock, 28 rounds, 140 points
TARGETS: 10 IPSC, 8 pieces of steel
SCORED HITS: Best 2 per IPSC, Steel Down = 1A
START-STOP: Audible-Last Shot
PENALTIES: Procedural -10
 No-shoot hit -10
 Miss -10



Stage 5
(Pit 5)



LIPSA

Turn Option

RULES: Practical Shooting Handbook, Latest Edition **Course Designer: Kevin O'Brien**

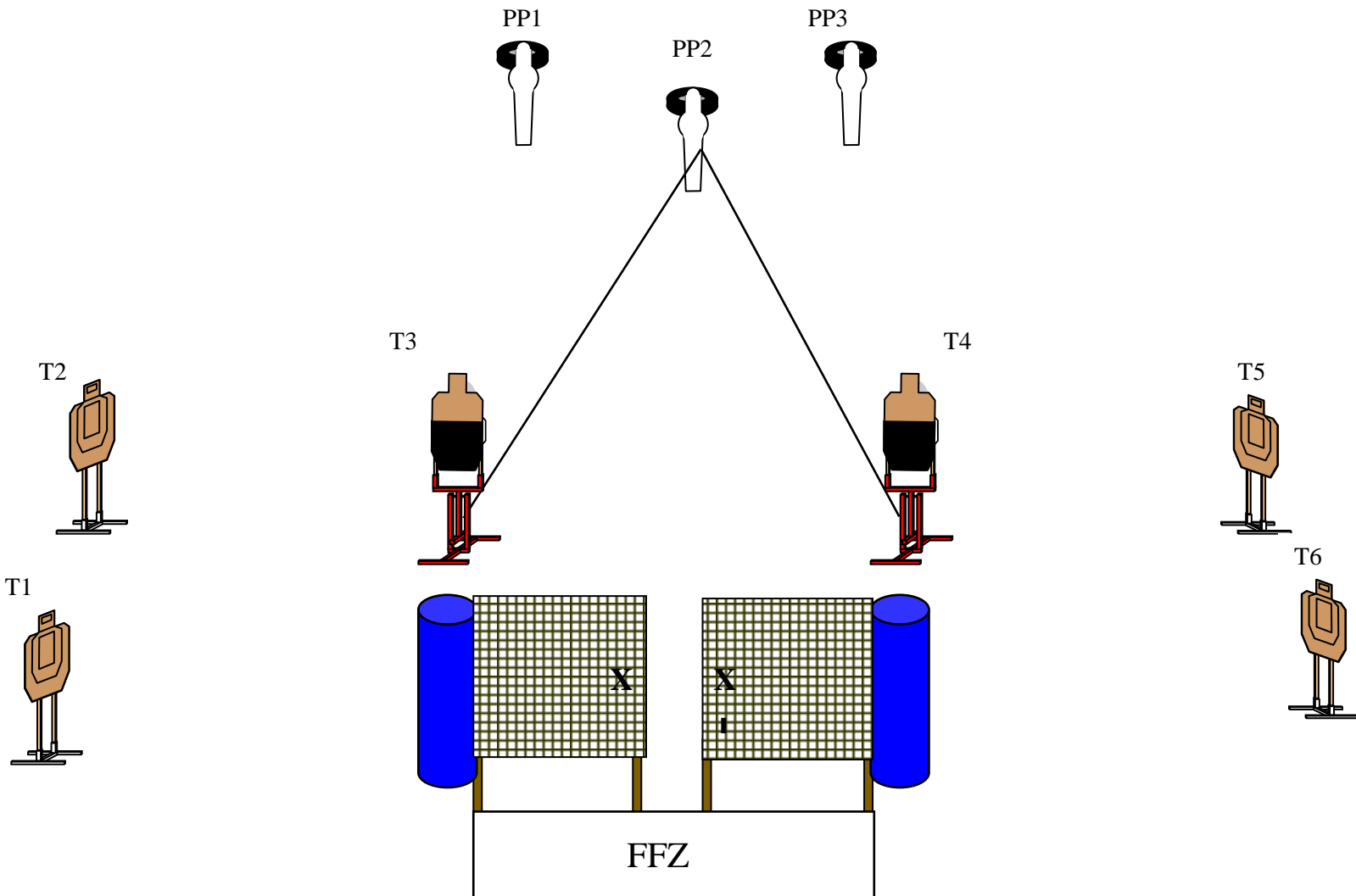
START POSITION: Standing with hands flat on X's. Gun loaded and holstered. PCC start is gun loaded with safety on. Pointed down range with muzzle touching mark. Butt of gun touching belt

STAGE PROCEDURE

At signal, engage all targets and steel as they become visible from the Free Fire Zone. (**PP2** activates **T3-T4** and must be activated prior to engaging).

SCORING

SCORING: Comstock, 15 rounds, 75 points
TARGETS: 6 IPSC, 3 pieces of steel
SCORED HITS: Best 2 per IPSC, Steel Down = 1A
START-STOP: Audible-Last Shot
PENALTIES: Procedural -10
No-shoot hit -10
Miss -10



Stage 6
(Pit 6)



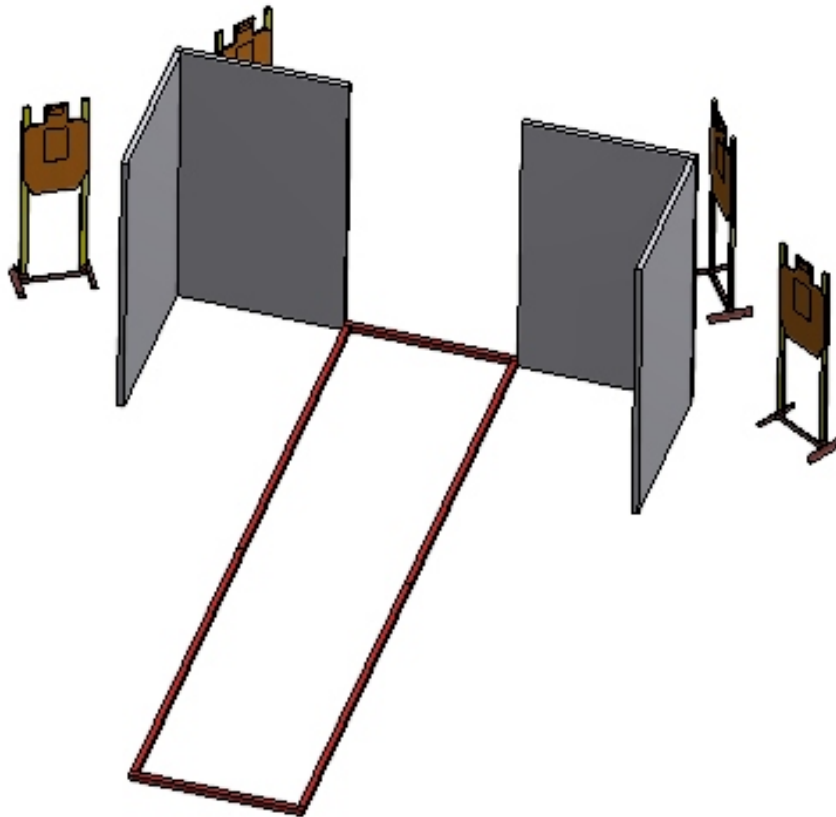
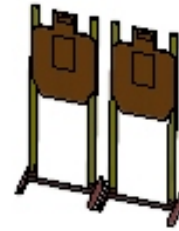
CM 18-09 | Miss That Kind of Clarity

RULES: USPSA Handgun Competition Rules, current edition. Course Designer: Nationals Design Team

STAGE PROCEDURE

Strings 1 and 2: On the audible start signal, engage any 3 targets with only 2 rounds each, perform a mandatory reload, and engage remaining 3 targets with only 2 rounds each from within the shooting area.

Scoring: Virginia, 24 rounds, 120 points
Targets: 6 USPSA Targets
Scored Hits: Best 4/paper
Start - Stop: Audible - Last Shot
Penalties: Per current edition of USPSA Handgun Competition Rules.



SETUP NOTES: Set targets 5 feet to top.

MATERIALS LIST: (4) 4 ft x 6 ft or more walls, (4) 2 x 2 x 8 ft fault lines
(2) 2 x 2 x 4 ft fault lines, (6) Target Stands
(12) 1 x 2 x 5 ft Target Sticks, (6) USPSA Targets