

**RULES:** Practical Shooting Handbook, Latest Edition **Course Designer:** Michael Linsalata

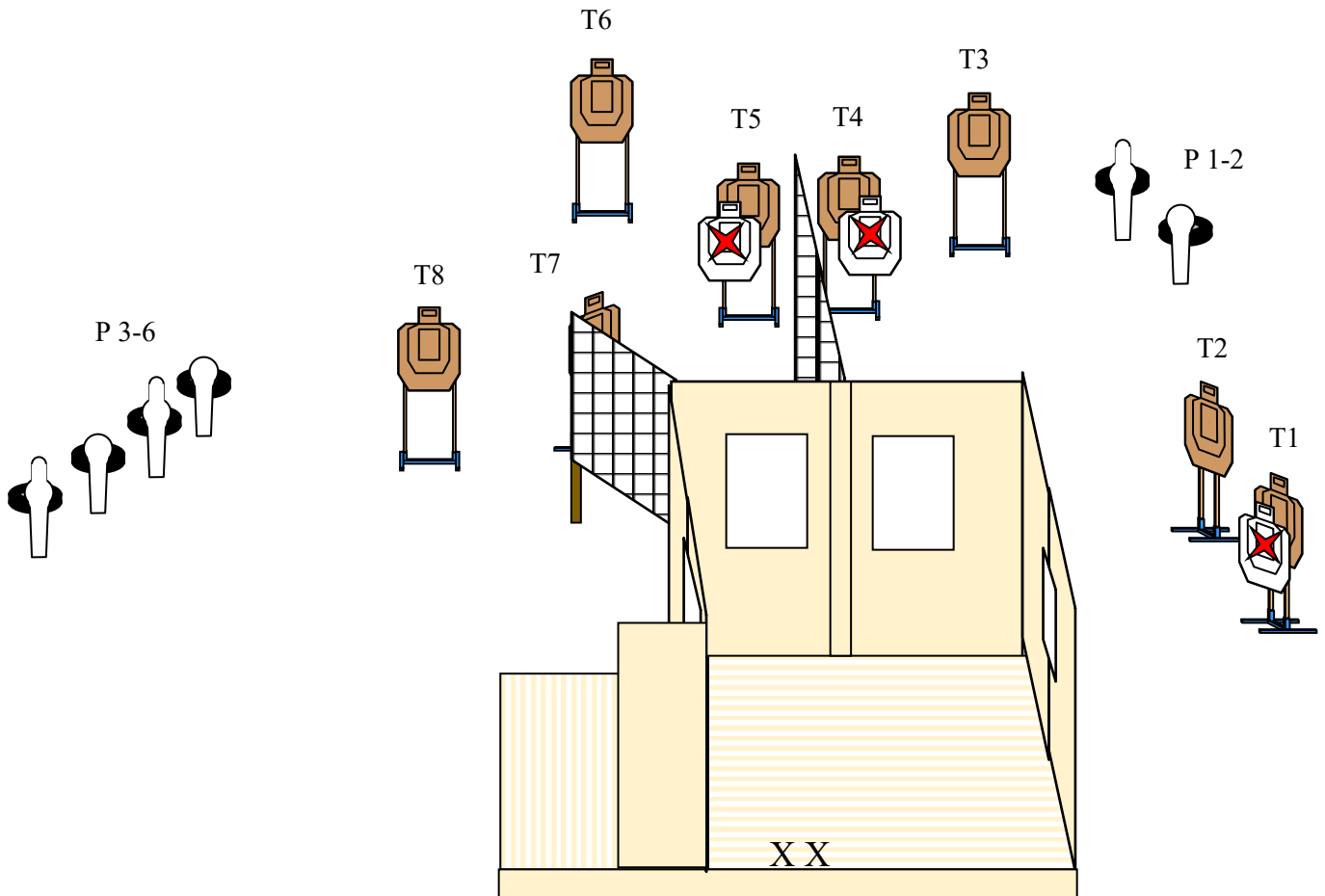
**START POSITION:** Standing on X's, hands relaxed at sides. Gun loaded and holstered. PCC start is gun loaded. Safety on. Muzzle pointed down range. Butt of gun touching belt.

**STAGE PROCEDURE**

At signal, engage all targets and steel as they become visible through windows and door.

**SCORING**

**SCORING:** Comstock, 22 rounds, 110 points  
**TARGETS:** 8 IPSC, 6 Pieces of steel  
**SCORED HITS:** Best 2 per IPSC, Steel Down= 1A  
**START-STOP:** Audible-Last Shot  
**PENALTIES:** Procedural -10  
No-shoot hit -10  
Miss -10





**LIPSA**

# Window Dressing

Special Thanks: 1885 Carrera

**RULES:** Practical Shooting Handbook, Latest Edition Course Designer: **Michael Linsalata**

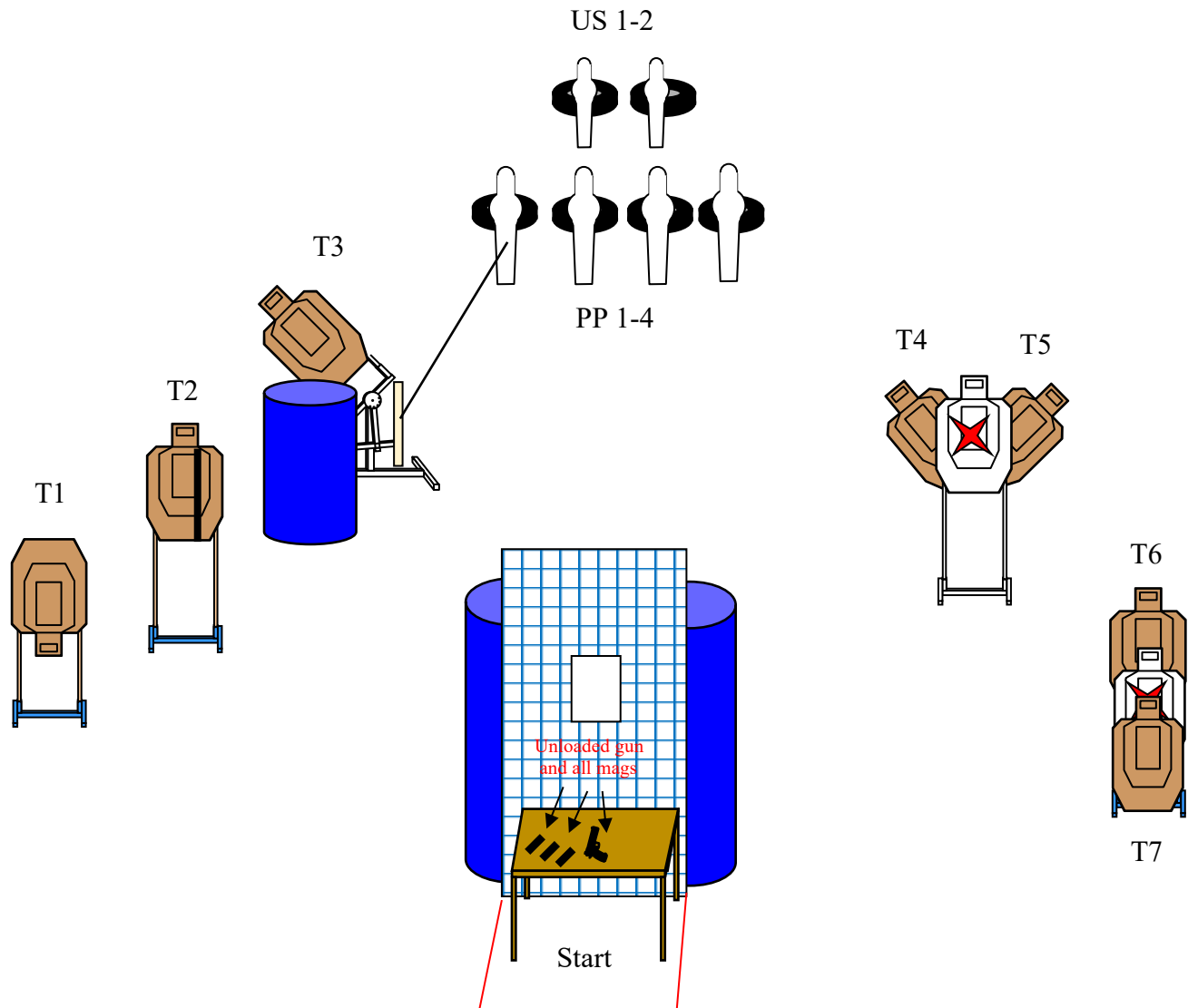
**START POSITION:** Standing behind table, hands relaxed at sides. Unloaded gun and all mags on table. PCC has same start.

### STAGE PROCEDURE

At signal, pick up and load gun with mag from table. Then engage all targets and steel as they become visible from within the fault lines. **PP1** activates **T3**. **T3** is a swinging target. It must be activated before being engaged. (Reload when necessary from mags on table).

### SCORING

**SCORING:** Comstock, 20 rounds, 100 points  
**TARGETS:** 7 IPSC, 4 PP, 2 USP  
**SCORED HITS:** Best 2 per IPSC, Steel Down = 1A  
**START-STOP:** Audible-Last Shot  
**PENALTIES:** Procedural -10  
No-shoot hit -10  
Miss -10



**Stage 2**



# LIPSA “What’s Ur 20”?

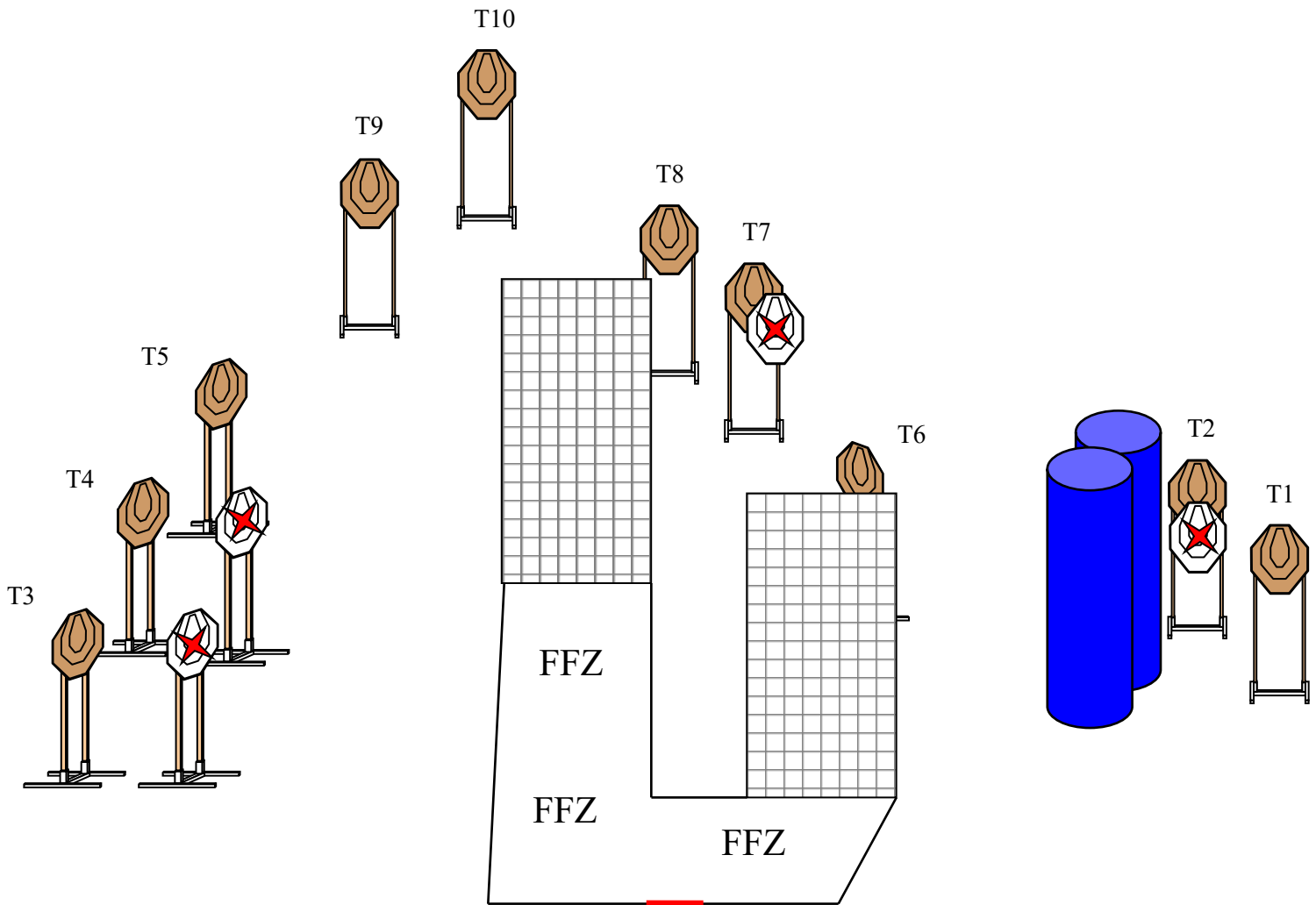
**Special Thanks:**

**RULES:** Practical Shooting Handbook, Latest Edition **Course Designer: Michael Linsalata**

**START POSITION:** Standing with toes touching **RED** mark, hands relaxed at sides. Gun loaded and holstered. PCC start is gun loaded, safety on. Pointing down range. Butt of gun touching belt.

**STAGE PROCEDURE**  
 At signal, step into Free Fire Zone, then engage all targets as they become visible from within the fault lines.

**SCORING**  
**SCORING:** Comstock, 20 rounds, 100 points  
**TARGETS:** 10 IPSC “Classic”  
**SCORED HITS:** Best 2 per IPSC  
**START-STOP:** Audible-Last Shot  
**PENALTIES:** Procedural -10  
 No-shoot hit -10  
 Miss -10



**Stage 3**



**LIPSA**

# Memory Man

Special Thanks: Larry Turner

**RULES:** Practical Shooting Handbook, Latest Edition Course Designer: **Michael Linsalata**

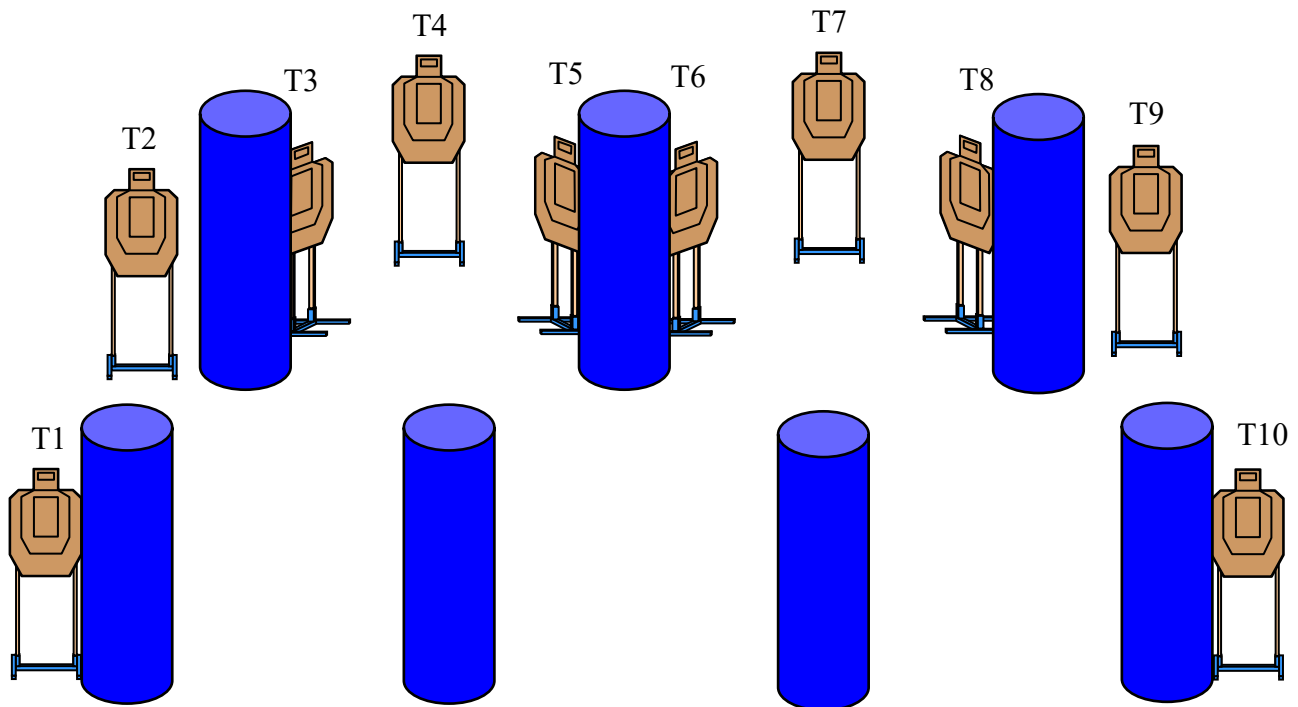
**START POSITION:** Standing anywhere in FFZ, hands relaxed at sides. Gun loaded and holstered. PCC start is gun loaded. Safety on. Muzzle pointed down range. Butt of gun touching belt.

### STAGE PROCEDURE

At signal, engage all targets as they become visible from within the fault lines.

### SCORING

**SCORING:** Comstock, 20 rounds, 100 points  
**TARGETS:** 10 IPSC  
**SCORED HITS:** Best 2 per IPSC  
**START-STOP:** Audible-Last Shot  
**PENALTIES:** Procedural -10  
No-shoot hit -10  
Miss -10



-----Free Fire Zone-----

**Stage 4**



# LIPSA

# Pit 5 Standard

**RULES:** Practical Shooting Handbook, Latest Edition **Course Designer:** Michael Linsalata

**Special Thanks:** S. Sitton, Pit 5

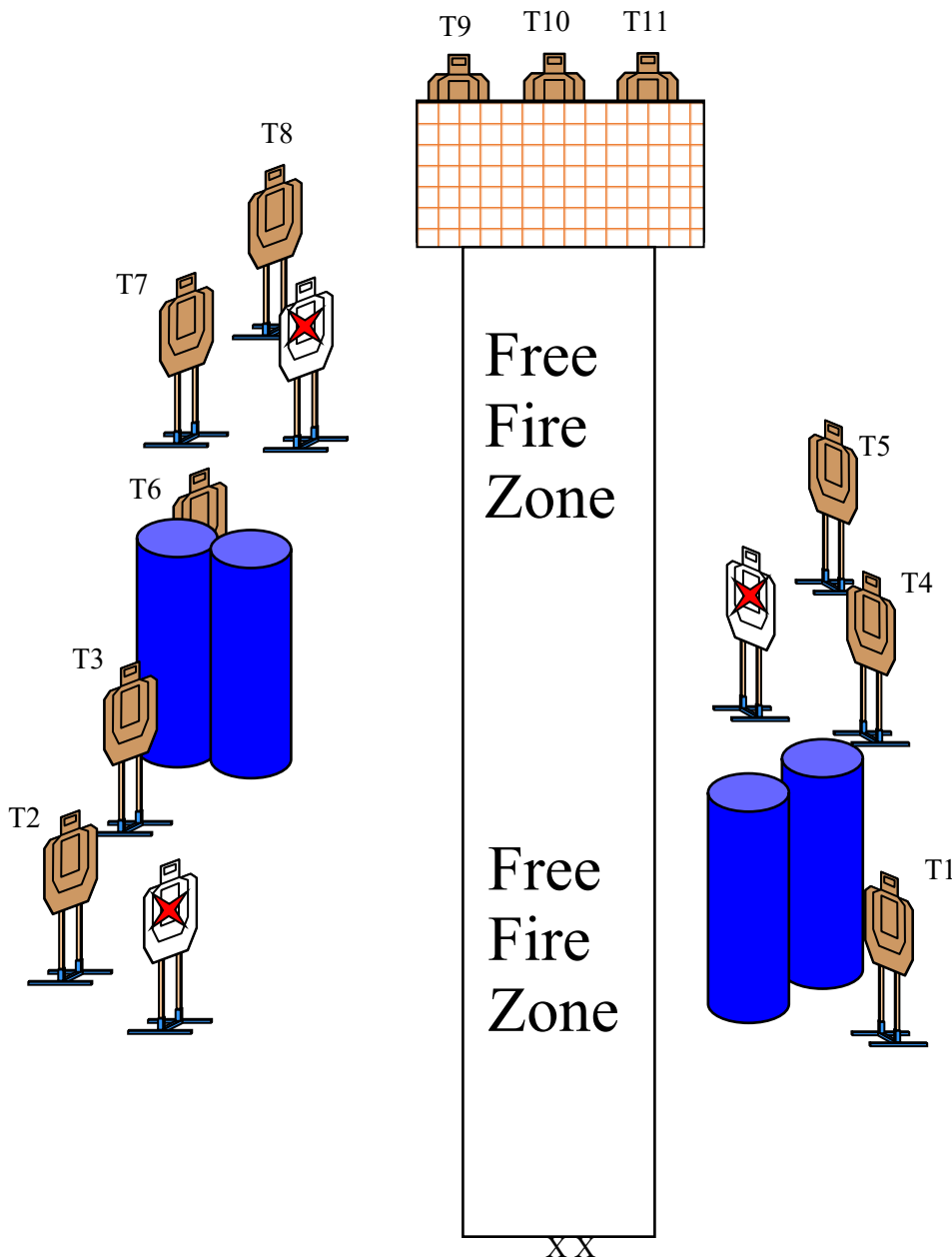
**START POSITION:** Standing with toes touching X's (Outside of F.F.Z.), hands relaxed at sides. Gun loaded and holstered. PCC start is gun loaded. Safety on. Muzzle pointed down range. Butt of gun touching belt.

### STAGE PROCEDURE

At signal, step into Free Fire Zone and engage all targets as they become visible from within the fault lines.

### SCORING

<b>SCORING:</b>	Comstock, 22 rounds, 110 points
<b>TARGETS:</b>	11 IPSC
<b>SCORED HITS:</b>	Best 2 per IPSC
<b>START-STOP:</b>	Audible-Last Shot
<b>PENALTIES:</b>	Procedural -10
	No-shoot hit -10
	Miss -10





**LIPSA**

# Texas 5 Step

Special Thanks:

RULES: Practical Shooting Handbook, Latest Edition Course Designer: Michael Linsalata, Glen Castro

**START POSITION:** Standing in Box A, hands relaxed at sides. Gun loaded and holstered. PCC start is gun loaded, safety on. Pointing down range. Butt of gun touching belt.

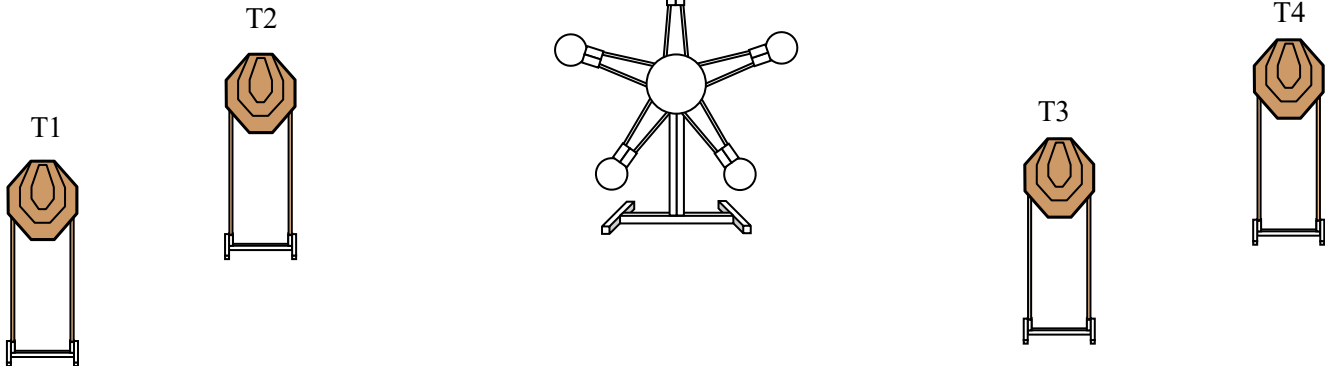
### STAGE PROCEDURE

At signal, engage T1-T4 with 1 round each and only 1 plate. Advance to next box and re-engage T1-T4 with 1 round each and only 1 plate. Repeat until all 5 boxes are utilized. **(Engaging more than one piece of steel from any box is a procedural).**

### SCORING

**SCORING:** Comstock, 25 rounds, 125 points  
**TARGETS:** 4 IPSC "Classic", 5 Plates  
**SCORED HITS:** Best 5 per IPSC, Steel Down = 1A  
**START-STOP:** Audible-Last Shot  
**PENALTIES:** Procedural -10  
No-shoot hit -10  
Miss -10

P 1-5



D

E

C

A

B

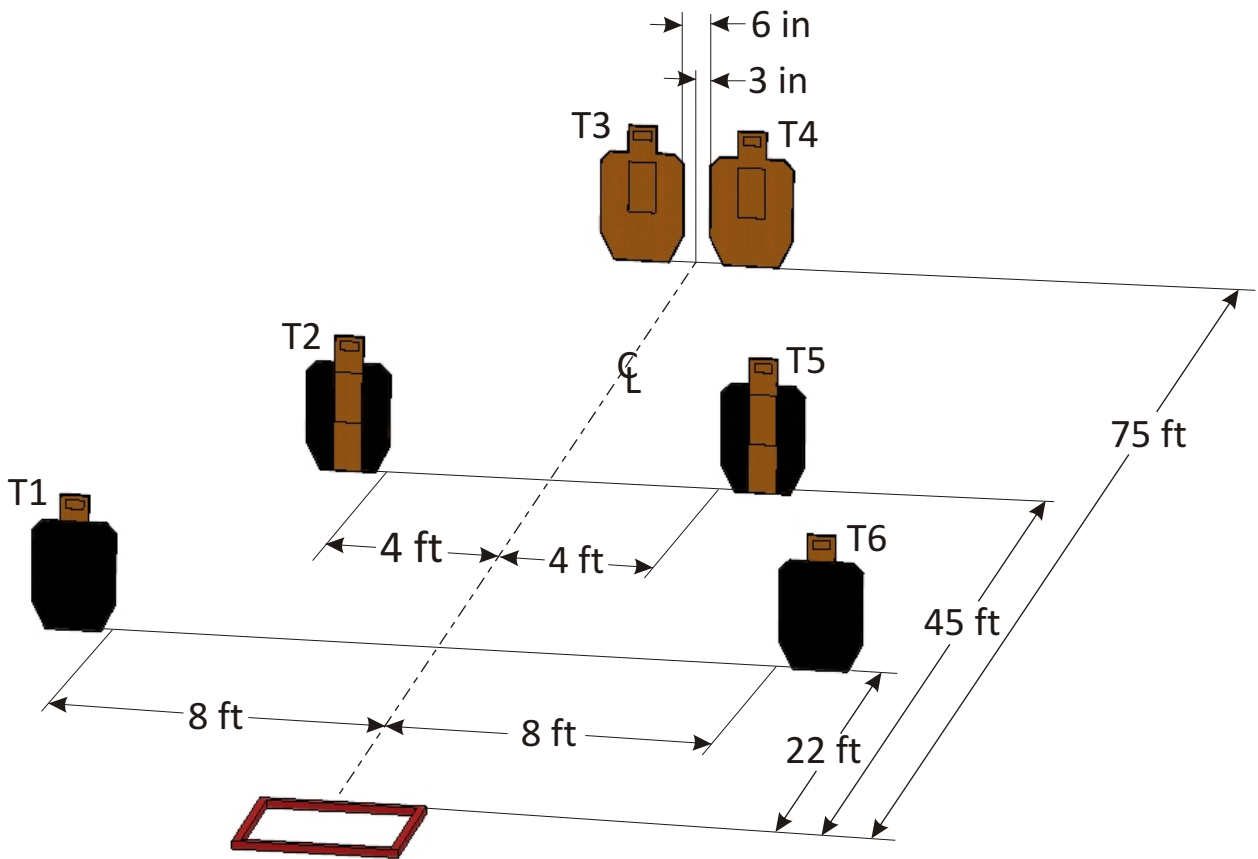
**Stage 6**



# CM 18-02 What Is With You People

RULES: USPSA Handgun Competition Rules, current edition. Course Designer: Nationals Design Team

<p><b>STAGE PROCEDURE</b></p> <p>From within box engage T1-3 or T4-6 with 2 rounds each then perform a mandatory reload and engage remaining targets.</p>	<p><b>Scoring:</b> Comstock, 12 rounds, 60 points</p> <p><b>Targets:</b> 6 USPSA Targets</p> <p><b>Scored Hits:</b> Best 2/paper</p> <p><b>Start - Stop:</b> Audible - Last Shot</p> <p><b>Penalties:</b> Per current edition of USPSA Handgun Competition Rules.</p>
---	---



**SETUP NOTES:** Set targets 5 feet to top. Box is 3 feet by 3 feet. Middle targets T2 & T5 hardcover is set to both edges of A-zone. Front targets T1 & T6 are upper A-C zone only.