



CM 99-23

Front Sight

RULES: USPSA Handgun Competition Rules, current edition **COURSE DESIGNER:** P.R. Metcalf—Modification by US Design Team

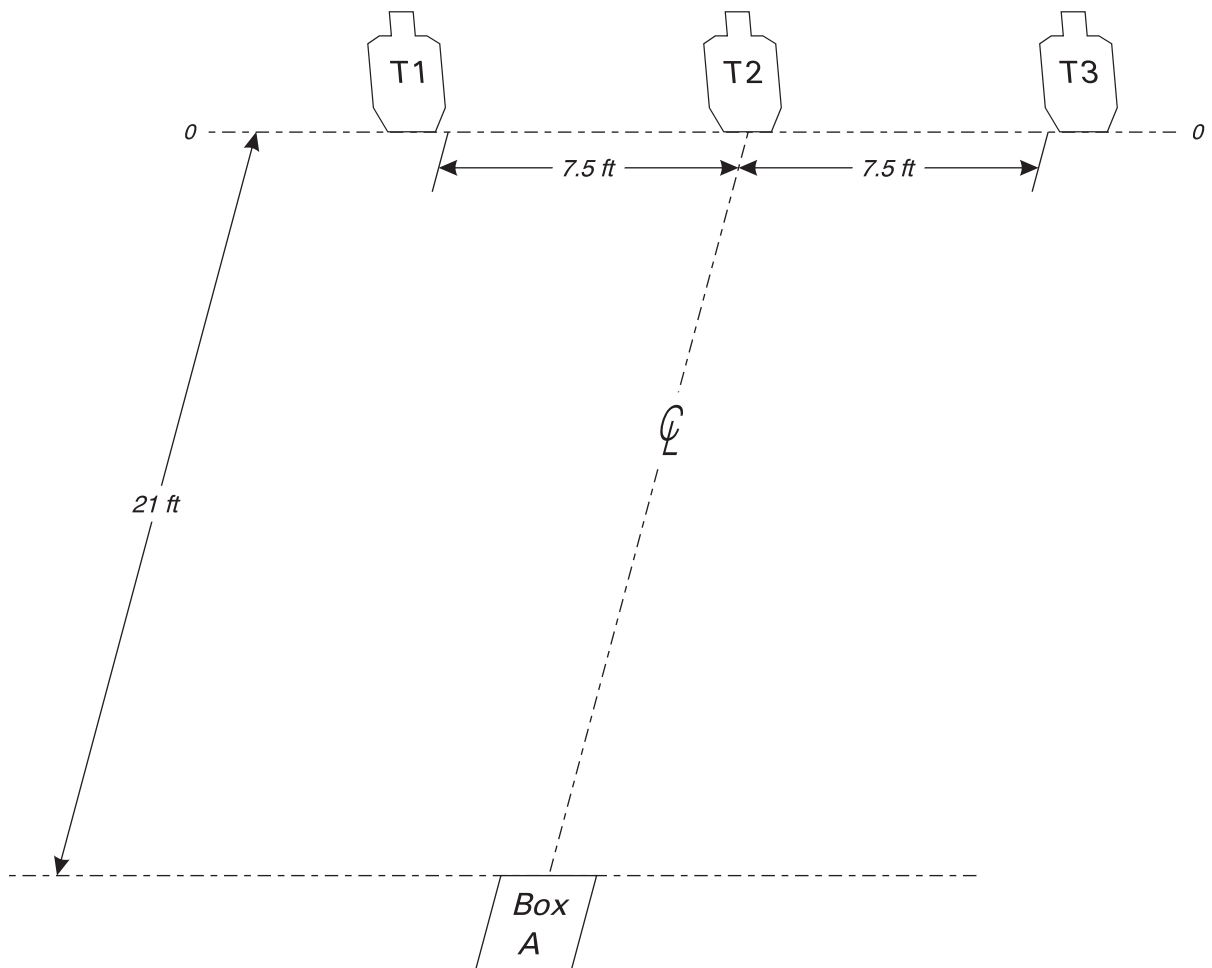
START POSITION: Standing in Box A, both arms hanging relaxed at sides or both wrists above respective shoulders - shooter's choice. Handgun is loaded and holstered as per ready condition in rule 8.1.1 and 8.1.2.

STAGE PROCEDURE

- String 1. Start facing uprange. Upon start signal, turn, from Box A engage T1-T3 with only two rounds per target.
- String 2. Start facing targets, hand position opposite of string one, upon start signal, from Box A, engage T1-T3 with only two rounds per target.

SCORING

SCORING: Virginia Count, 12 rounds, 60 points
TARGETS: 3 Metric
SCORED HITS: Best 4/paper
START - STOP: Audible - Last shot
PENALTIES: Per current edition USPSA Handgun Competition Rules



SETUP NOTES: Set paper targets to 5 feet high at shoulders. Box A is 3 feet by 3 feet. Angle T1 and T3 to face shooting box.



CM99-23 FRONT SIGHT

Written Stage Briefing

Front Sight is a 12 round, 60 point, Virginia Count Classifier. There are 3 metric targets. The best 4 hits per target will score. The start signal is audible.

The start position for string one is standing in box A, facing uprange, hands at sides or wrists above shoulders, your choice. Your gun will be loaded and holstered.

The start position for string two is standing in box A, facing the targets, with your hands in the opposite position from string one.

PCC, both strings: standing in Box A, facing downrange, stock on belt, muzzle downrange, loaded carbine held in both hands with safety on.

For both strings, on the start signal engage T1-T3 with only two rounds per target.





RULES: USPSA Handgun Competition Rules, current edition **COURSE DESIGNER:** Joe De Simone

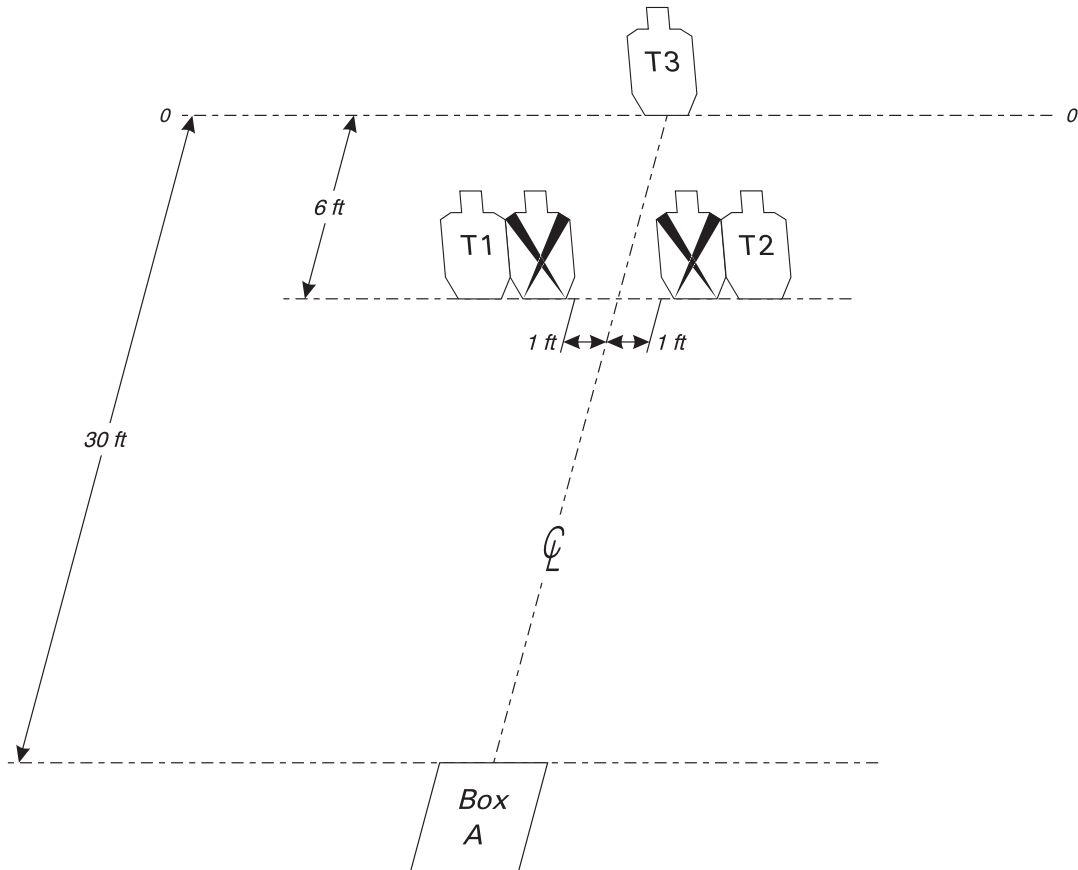
START POSITION: Standing in Box A, reaching overhead for a box, arms fully extended over head, elbows locked. Handgun is loaded and holstered as per ready condition in rule 8.1.1 and 8.1.2.

STAGE PROCEDURE

- String 1. Upon start signal, from Box A engage T1-T3 with only two rounds per target, then make a mandatory reload and from Box A engage T1-T3 with only two rounds per target using strong hand only.
- String 2. Upon start signal, from Box A engage T1-T3 with only two rounds per target, then make a mandatory reload and from Box A engage T1-T3 with only two rounds per target using weak hand only. Jams may be cleared with both hands.

SCORING

- SCORING:** Virginia Count, 24 rounds, 120 points
- TARGETS:** 3 Metric
- SCORED HITS:** Best 8/paper
- START - STOP:** Audible - Last shot
- PENALTIES:** Per current edition USPSA Handgun Competition Rules
Failure to perform mandatory reload will result in one procedural penalty per shot fired.
Strings must be shot in order prescribed or one procedural will be assessed.



SETUP NOTES: Set paper targets to 5 feet high at shoulders. No-shoots are butted to edges of targets. Shooting box is 3 feet by 3 feet.



CM 99-13 Quicky II

Written Stage Briefing

Quicky II is a 24-round, 120-point Virginia Count Classifier Course. There are three Metric targets. The best eight hits per target will score. The start signal is audible.

The start position is standing in Box A, reaching overhead for a box, arms fully extended overhead, elbows locked. Your gun will be loaded and holstered.

PCC start position is standing in Box A, facing downrange, stock on belt, muzzle downrange, loaded carbine held in both hands with safety on.

String 1 – Upon start signal, from Box A only, engage T1-T3 with only two rounds per target, then make a mandatory reload, then engage T1-T3 with only two rounds per target using strong hand only. PCC—strong shoulder only.

String 2 – Upon start signal, from Box A only, engage T1-T3 with only two rounds per target, then make a mandatory reload, then engage T1-T3 with only two rounds per target using weak hand only. PCC—weak shoulder only.





LIPSA

Bruno's Steel

Special Thanks: Anthony Bruno

RULES: Practical Shooting Handbook, Latest Edition **Course Designer:** Michael Linsalata, Kevin O'Brien

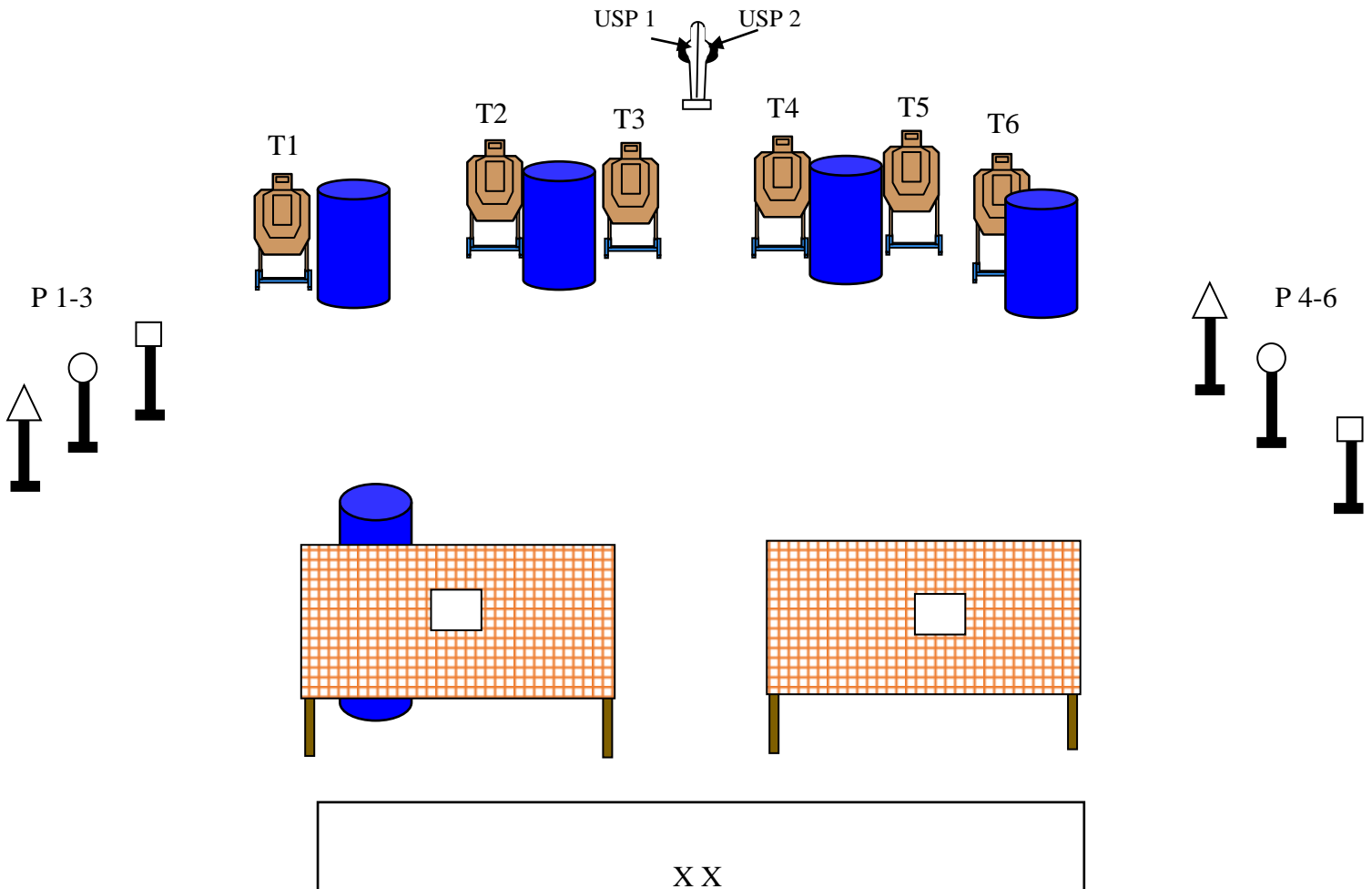
START POSITION: Standing with heels touching X's, hands relaxed at sides. Gun loaded and holstered.
PCC start is gun loaded, safety on. Pointing down range. Butt of gun touching belt.

STAGE PROCEDURE

At signal, engage all targets and steel as they become visible from within the fault lines.

SCORING

SCORING: Comstock, 20 rounds, 100 points
TARGETS: 6 IPSC, 6 Bruno Steel 2 USP (split)
SCORED HITS: Best 2 per IPSC, Steel Down = 1A
START-STOP: Audible-Last Shot
PENALTIES: Procedural -10
No-shoot hit -10
Miss -10



Stage 3
(Pit 4)



LIPSA

No Brass

Special Thanks:

RULES: Practical Shooting Handbook, Latest Edition Course Designer: Michael Linsalata, Kevin O'Brien

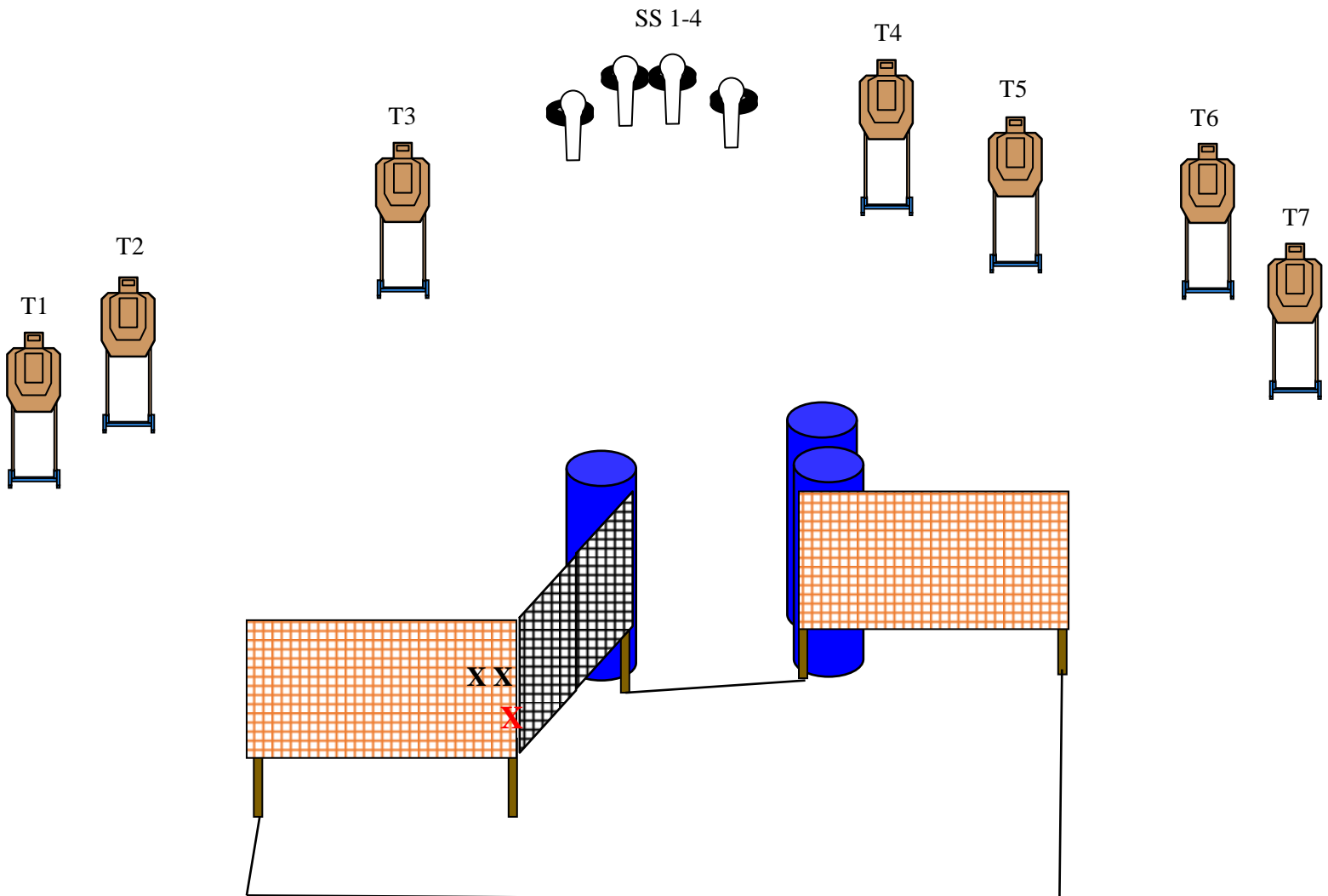
START POSITION: Standing with hands flat on X's, hands relaxed at sides. Gun loaded and holstered.
PCC start is gun loaded, safety on. Muzzle touching **X**. Butt of gun touching belt.

STAGE PROCEDURE

At signal, engage all targets and steel as they become visible from within the fault lines.

SCORING

SCORING: Comstock, 18 rounds, 90 points
TARGETS: 7 IPSC, 4 steel
SCORED HITS: Best 2 per IPSC, Steel Down = 1A
START-STOP: Audible-Last Shot
PENALTIES: Procedural -10
No-shoot hit -10
Miss -10



Stage 4
(Pit 5)



LIPSA

Short Round

Special Thanks:

RULES: Practical Shooting Handbook, Latest Edition **Course Designer:** Michael Linsalata, Kevin O'Brien

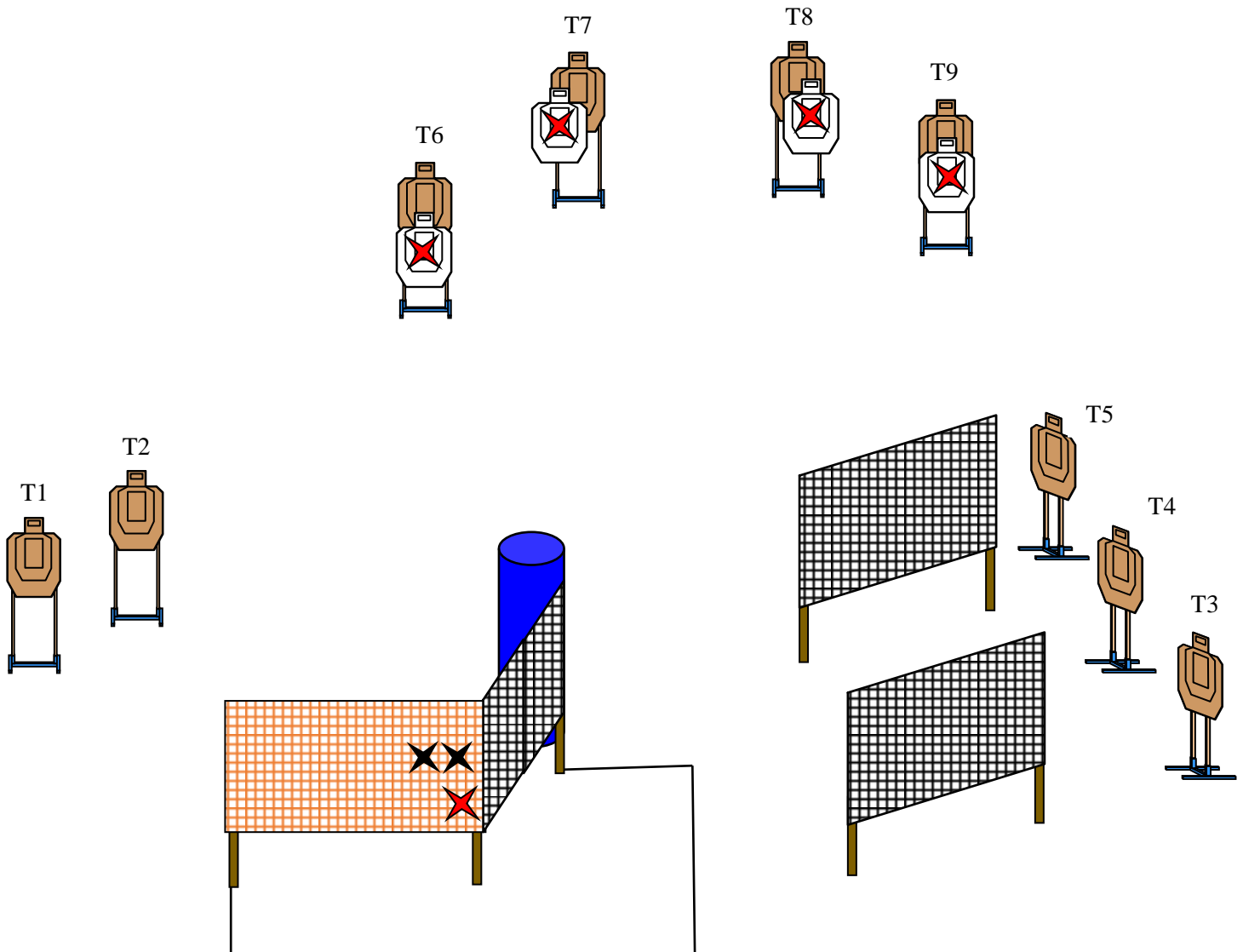
START POSITION: Standing with hands flat on X's. Gun loaded and holstered. PCC start is gun loaded, safety on. Muzzle touching X. Butt of gun touching belt.

STAGE PROCEDURE

At signal, engage all targets as they become visible from within the fault lines.

SCORING

SCORING:	Comstock, 18 rounds, 90 points
TARGETS:	9 IPSC
SCORED HITS:	Best 2 per IPSC
START-STOP:	Audible-Last Shot
PENALTIES:	Procedural -10
	No-shoot hit -10
	Miss -10



Stage 5
(Pit 6)



LIPSA

Choices

Special Thanks: Nick Bonis, Jeff Paulsen, 2018 Florida State Championship

RULES: Practical Shooting Handbook, Latest Edition Course Designer: Michael Linsalata

START POSITION: Standing in any Box, hands relaxed at sides. Gun loaded and holstered. PCC start is gun loaded, safety on. Muzzle pointing down range. Butt of gun touching belt.

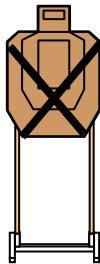
STAGE PROCEDURE

At signal, **String 1-** engage any target with 6 rounds freestyle.
String 2- From a different box, engage a different target with 6 rounds strong hand only.
String 3- From remaining box, engage remaining target with 6 rounds weak hand only.

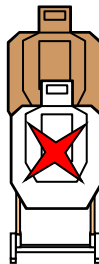
SCORING

SCORING: Virginia, 18 rounds, 90 points
TARGETS: 3 IPSC
SCORED HITS: Best 6 per IPSC
START-STOP: Audible-Last Shot
PENALTIES: Procedural -10
No-shoot hit -10
Miss -10

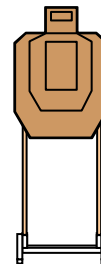
T1



T2



T3



C

21'

B

30'

A

45'

Stage 6
(Pit 7)