



**LIPSA**

# Hosing Through The Snow

**Special Thanks:**

**RULES:** Practical Shooting Handbook, Latest Edition **Course Designer: Adam Gordon**

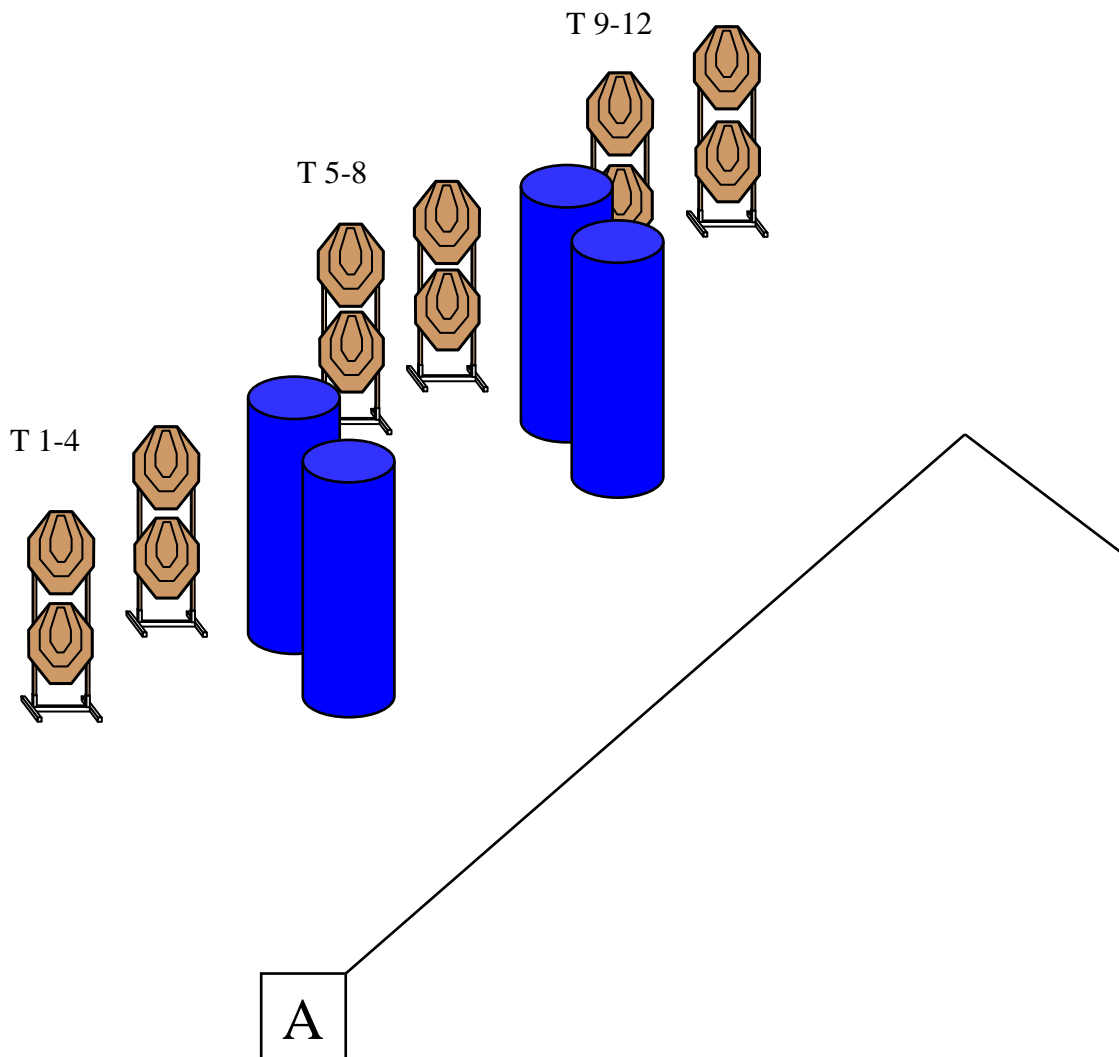
**START POSITION:** Standing in Box A, hands relaxed at sides. Gun loaded and holstered. PCC start is gun loaded. Safety on. Pointed down range. Butt of gun touching belt.

### STAGE PROCEDURE

At signal, step out of Box A, then engage all targets as they become visible from behind the fault lines.

### SCORING

**SCORING:** Comstock, 24 rounds, 120 points  
**TARGETS:** 12 IPSC  
**SCORED HITS:** Best 2 per IPSC  
**START-STOP:** Audible-Last Shot  
**PENALTIES:** Procedural -10  
No-shoot hit -10  
Miss -10



**Stage 1**



**LIPSA**

# The Grinch and His Minions

**Special Thanks:**

**RULES:** Practical Shooting Handbook, Latest Edition **Course Designer: Adam Gordon**

**START POSITION:** Standing in either Box A or Box B, hands relaxed at sides. Gun loaded and holstered. PCC is gun loaded. Safety on. Pointing down range with butt of gun touching belt.

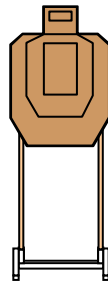
### STAGE PROCEDURE

At signal, from Box A, engage Minions 1-5 and Grinch with 2 rounds. From Box B, engage Minions 6-10 and re-engage Grinch with 2 rounds. **Shooter can start in either Box.**

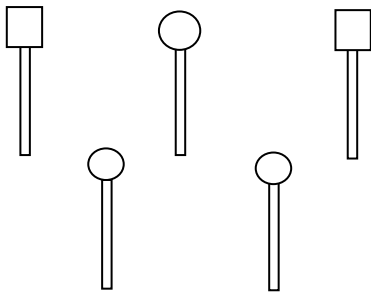
### SCORING

<b>SCORING:</b>	Comstock, 14 rounds, 70 points
<b>TARGETS:</b>	1 IPSC, 10 pieces of steel
<b>SCORED HITS:</b>	Best 4 per IPSC, Steel Down = 1A
<b>START-STOP:</b>	Audible-Last Shot
<b>PENALTIES:</b>	Procedural -10
	No-shoot hit -10
	Miss -10

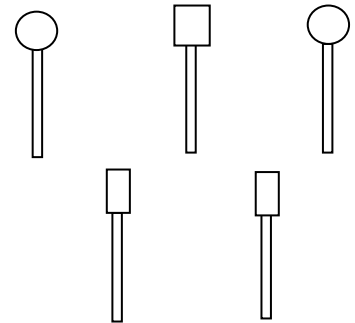
Grinch 1



Minions 1-5



Minions 6-10



**A**

**B**

**Stage 2**



# LIPSA

# Oh Hose-mas Tree

Special Thanks:

**RULES:** Practical Shooting Handbook, Latest Edition **Course Designer: Adam Gordon**

**START POSITION:** Standing in any Box, hands relaxed at sides. Gun loaded and holstered.  
PCC start is gun loaded. Safety on. Pointing down range with butt of gun touching belt.

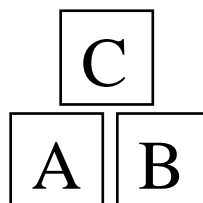
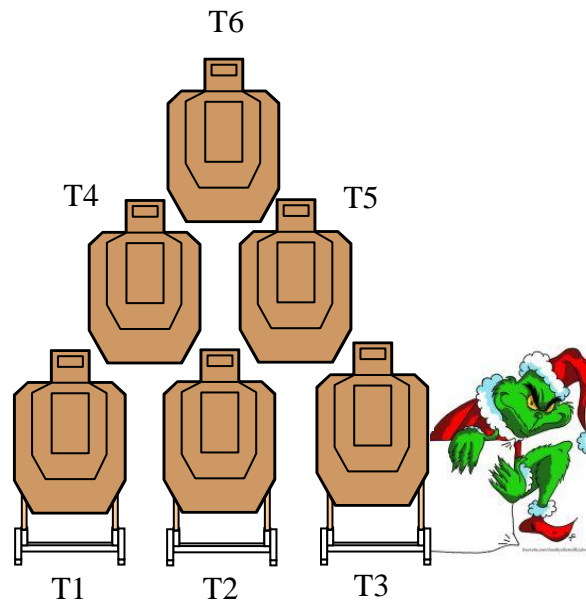
### STAGE PROCEDURE

The Grinch has set your Christmas tree on fire. Hose it down to put out the flames and save Christmas.

At signal, engage any 2 targets from Box A. Engage 2 other targets from Box B. Engage remaining 2 targets from Box C. **Boxes can be used in any order.**

### SCORING

**SCORING:** Comstock, 18 rounds, 90 points  
**TARGETS:** 6 IPSC  
**SCORED HITS:** Best 3 per IPSC  
**START-STOP:** Audible-Last Shot  
**PENALTIES:** Procedural -10  
No-shoot hit -10  
Miss -10



**Stage 3**

Happy  
Holidays!

**LIPSA**

# Ho Ho Hose

Special Thanks:

**RULES:** Practical Shooting Handbook, Latest Edition **Course Designer: Adam Gordon**

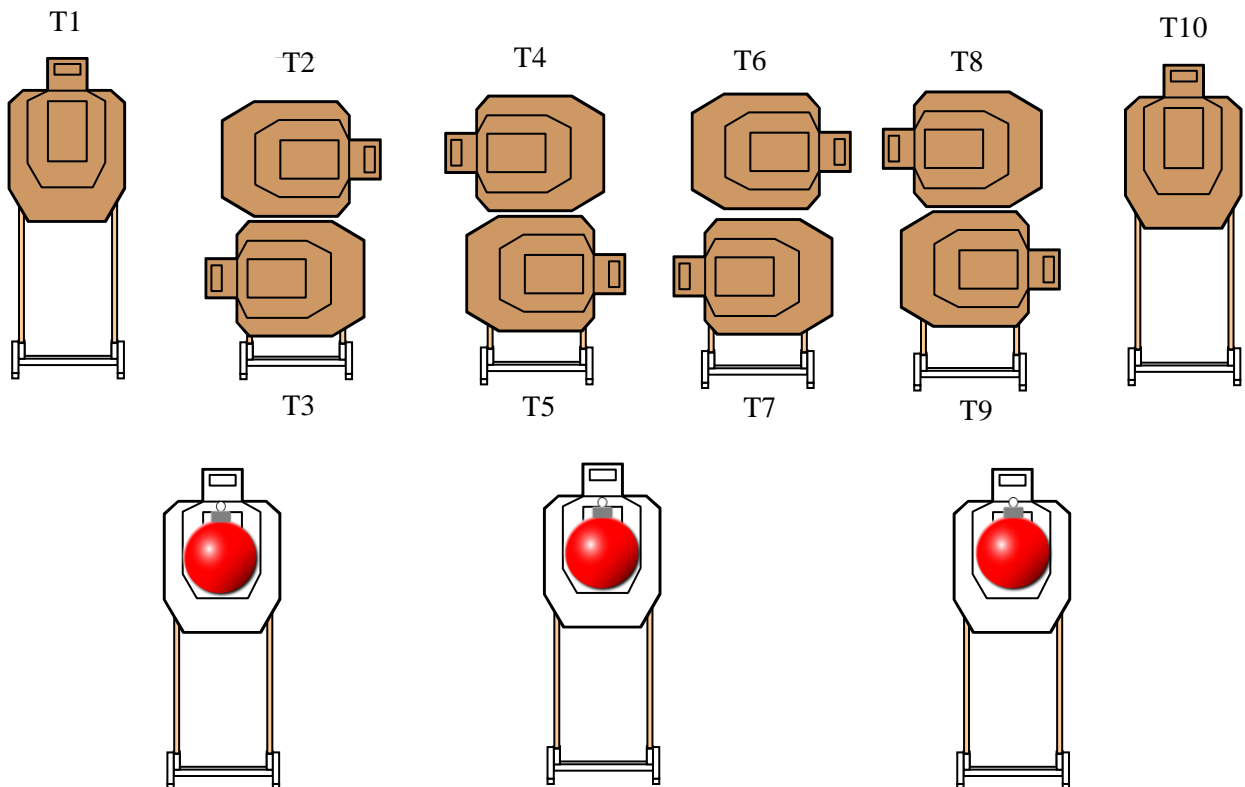
**START POSITION:** Standing with outside foot touching **RED** mark on either side. Hands relaxed at sides. Gun loaded and holstered. PCC start is gun loaded. Safety on. Pointed down range. Butt of gun touching belt.

### STAGE PROCEDURE

At signal, engage T1-T10 as they become visible from within the fault lines.

### SCORING

**SCORING:** Comstock, 20 rounds, 100 points  
**TARGETS:** 10 IPSC  
**SCORED HITS:** Best 2 per IPSC  
**START-STOP:** Audible-Last Shot  
**PENALTIES:** Procedural -10  
 No-shoot hit -10  
 Miss -10



**Stage 4**



# LIPSA

# Can You Hose

**Special Thanks:**

**RULES:** Practical Shooting Handbook, Latest Edition **Course Designer: Adam Gordon**

**START POSITION:** Standing in Box A, wrists above shoulders. Gun loaded and holstered. PCC start is gun loaded. Safety on. Held in weak hand with muzzle pointed down range. Strong hand is wrist above shoulder.

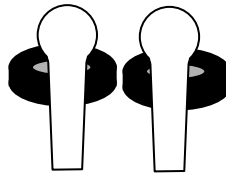
### STAGE PROCEDURE

At signal, engage T1 and T2 with 4 rounds each. Perform a mandatory reload and engage T3 and T4 with 4 rounds each. Perform a second mandatory reload and engage SS1 and SS2.

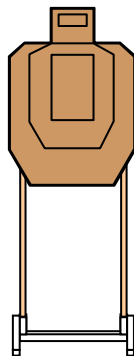
### SCORING

**SCORING:** Comstock, 18 rounds, 90 points  
**TARGETS:** 4 IPSC, 2 steel  
**SCORED HITS:** Best 4 per IPSC, steel down=1A  
**START-STOP:** Audible-Last Shot  
**PENALTIES:** Procedural -10  
No-shoot hit -10  
Miss -10

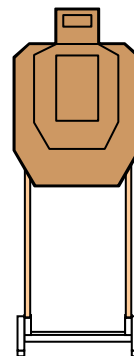
SS1, SS2



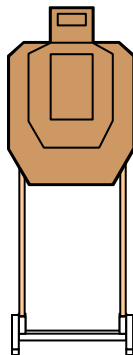
T2



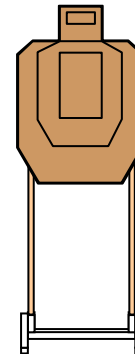
T3



T1



T4



**Stage 5**



**LIPSA**

# Hose The Herald Angel Takers

**Special Thanks:**

**RULES:** Practical Shooting Handbook, Latest Edition **Course Designer: Adam Gordon**

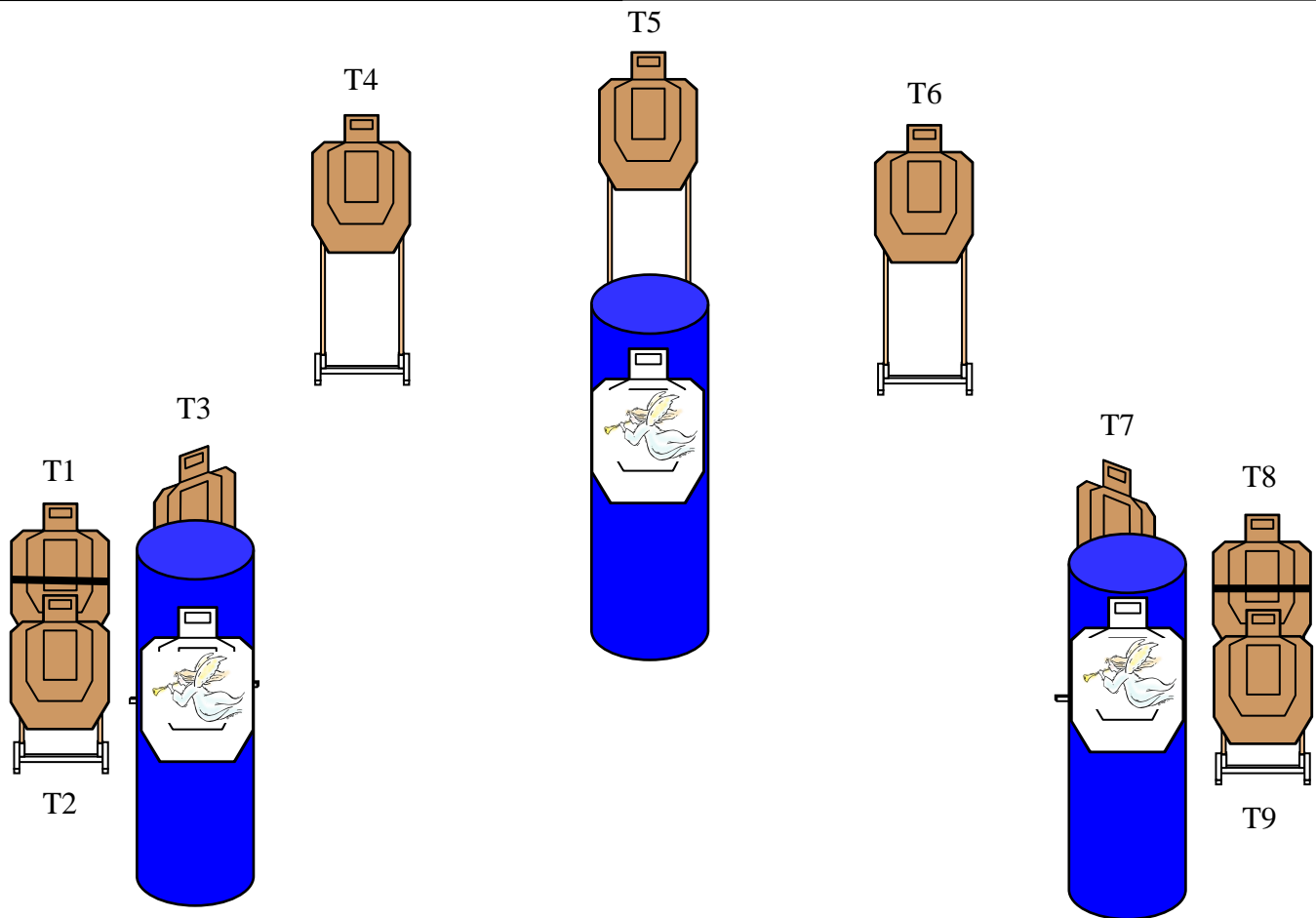
**START POSITION:** Standing anywhere in FFZ, hands relaxed at sides. Gun loaded and holstered.  
PCC start is gun loaded. Safety on. Pointing down range. Butt of gun touching belt.

### STAGE PROCEDURE

9 Minions kidnapped our blessed Herald Angels.  
Hose em down and save the angels... and Christmas!  
At signal, step into Free Fire Zone and engage all targets as they become visible from within the fault lines.

### SCORING

**SCORING:** Comstock, 18 rounds, 90 points  
**TARGETS:** 9 IPSC  
**SCORED HITS:** Best 2 per IPSC  
**START-STOP:** Audible-Last Shot  
**PENALTIES:** Procedural -10  
No-shoot hit -10  
Miss -10





**LIPSA**

# Let Us Hose! Let Us Hose! Let Us Hose!

**RULES:** Practical Shooting Handbook, Latest Edition **Course Designer: Adam Gordon**

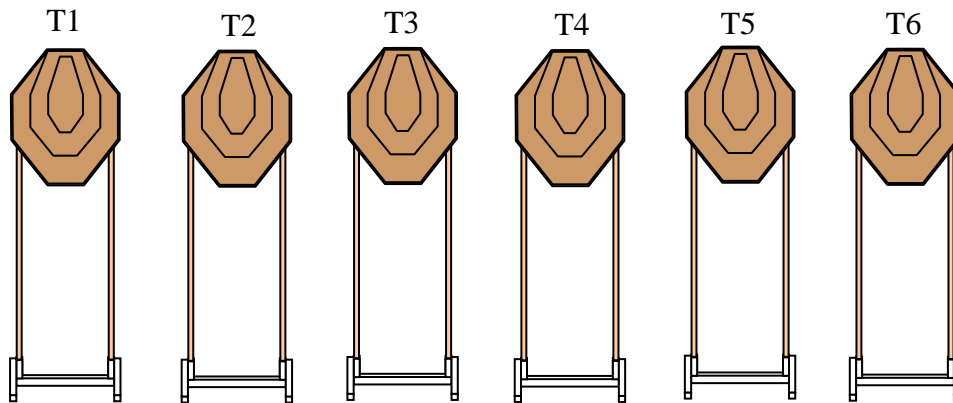
**START POSITION:** Standing in Box A, hands relaxed at sides. Gun loaded and holstered. PCC start is gun loaded, Safety on. Pointed down range. Butt of gun touching belt.

### STAGE PROCEDURE

At signal, engage T1-T6 with 1 round each **freestyle**. Perform a mandatory reload and re-engage T1-T6 with 1 round each **strong hand only**. Perform a second mandatory reload and re-engage T1-T6 with 1 round each **weak hand only**.

### SCORING

**SCORING:** Comstock, 18 rounds, 90 points  
**TARGETS:** 6 IPSC "Classic"  
**SCORED HITS:** Best 3 per IPSC  
**START-STOP:** Audible-Last Shot  
**PENALTIES:** Procedural -10  
No-shoot hit -10  
Miss -10



A

**Stage 7**