



LIPSA 2018 MARCH MADNESS

Stage 1 – House Rules

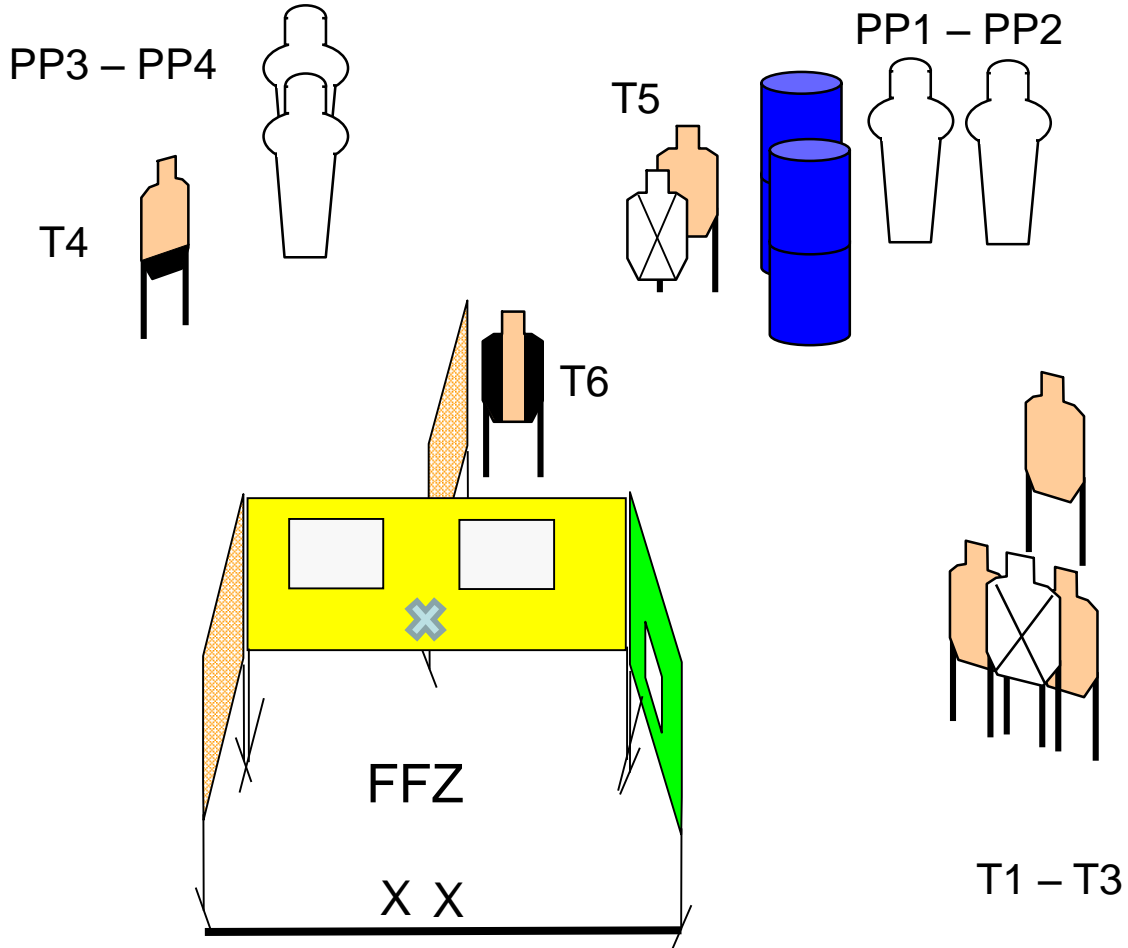
Course Designer: R. Esposito

START POSITION: Facing downrange, hands naturally at sides, heels on top of X's

GUN READY CONDITION: Gun loaded and holstered per USPSA rules. PCC start: Butt of rifle against belt with muzzle pointed at "X" on wall.

STAGE PROCEDURE: Upon start signal, engage all targets as they appear from within the FFZ.

SCORING: Comstock, 16 rounds, 80 points
TARGETS: 6 IPSC, 4 PP
SCORED HITS: Best 2 per paper, KD steel = 1A
START-STOP: Audible - Last shot
RULES: USPSA current edition





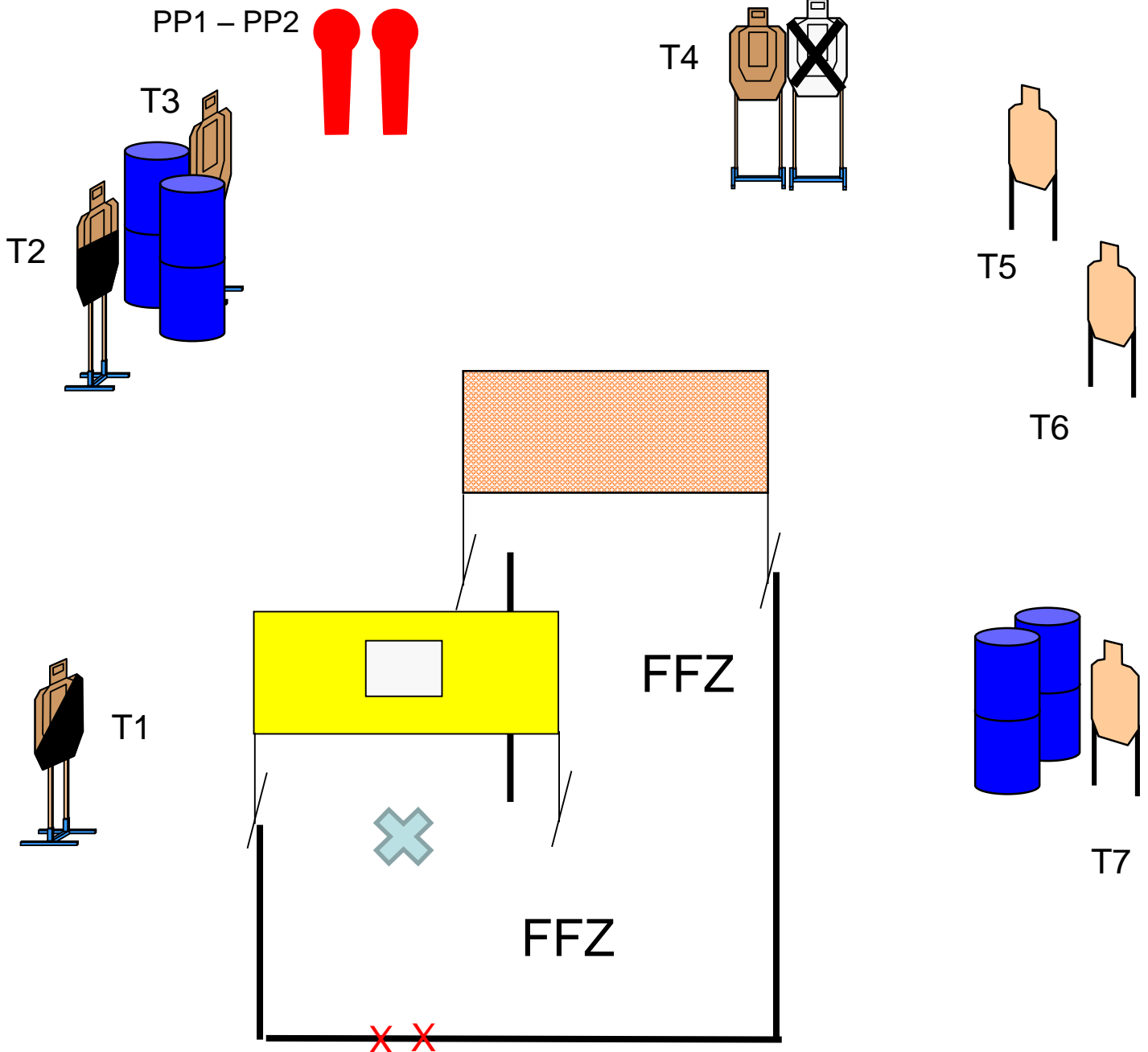
LIPSA 2018 MARCH MADNESS
Stage 2 – Seems Simple
Course Designer: R. Esposito

START POSITION: Facing uprange, wrists above shoulders, toes touching X's

GUN READY CONDITION: Gun loaded and holstered per USPSA rules. **PCC start:** Facing downrange, butt of gun against belt with muzzle pointed at X, heels touching X's.

STAGE PROCEDURE: Upon start signal, engage all targets as they appear from within the FFZ.

SCORING: Comstock, 16 rounds, 80 points
TARGETS: 7 IPSC, 2 PP
SCORED HITS: Best 2 per paper, KD steel = 1A
START-STOP: Audible - Last shot
RULES: USPSA current edition





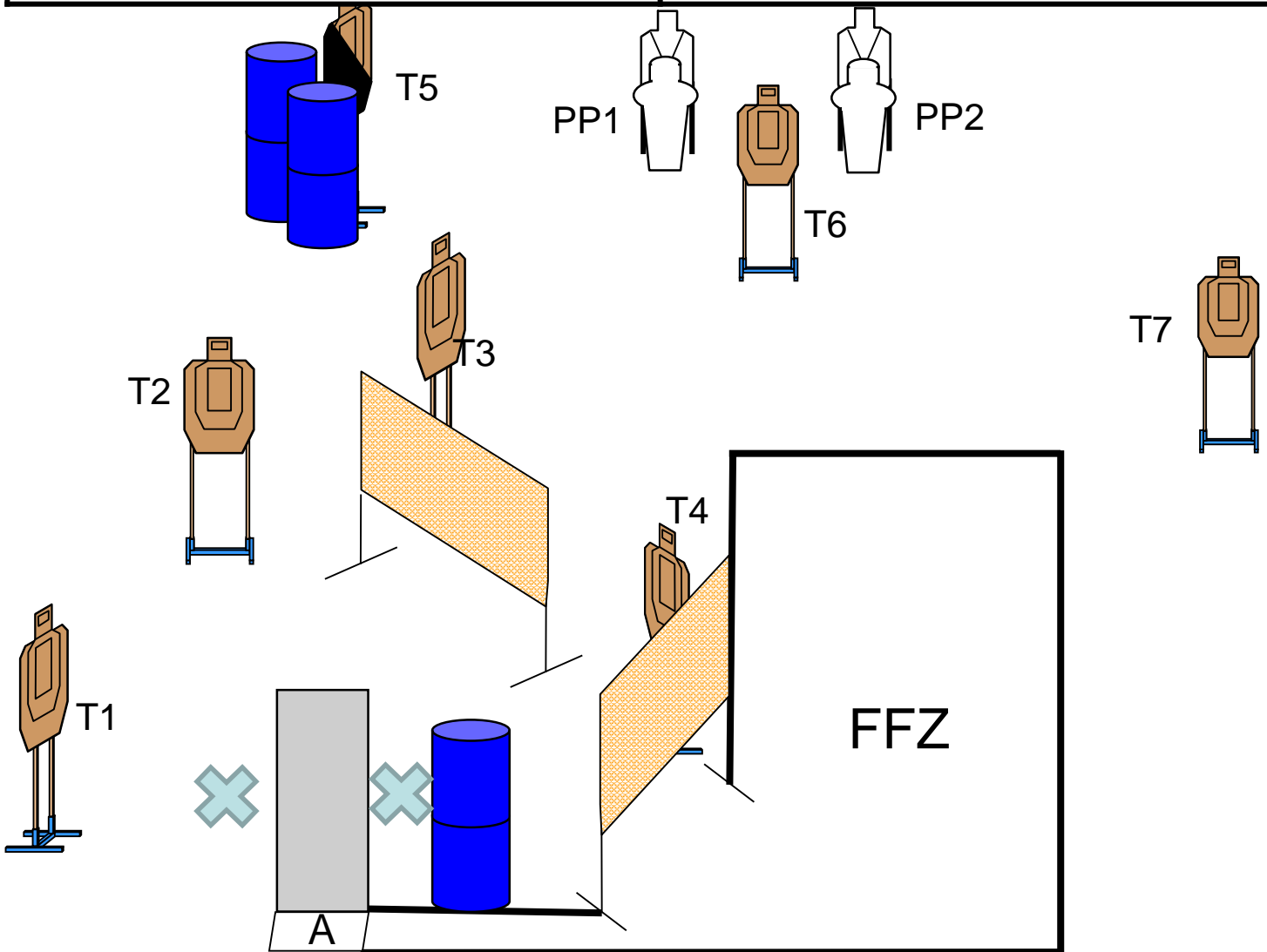
LIPSA 2018 MARCH MADNESS
Stage 3 – Baricade Bummer
Course Designer: R. Esposito

START POSITION: Standing in Box A, facing downrange, wrists above shoulders.

GUN READY CONDITION: Gun loaded and holstered per USPSA rules. **PCC start:** Butt of rifle against belt with muzzle pointed at either "X".

STAGE PROCEDURE: Upon start signal, engage all targets as they appear from within the FFZ. Box A is **NOT** part of the FFZ.

SCORING: Comstock, 16 rounds, 80 points
TARGETS: 7 IPSC, 2 PP
SCORED HITS: Best 2 per paper, KD steel = 1A
START-STOP: Audible - Last shot
RULES: USPSA current edition





LIPSA 2018 MARCH MADNESS

Stage 4 – Crossfire

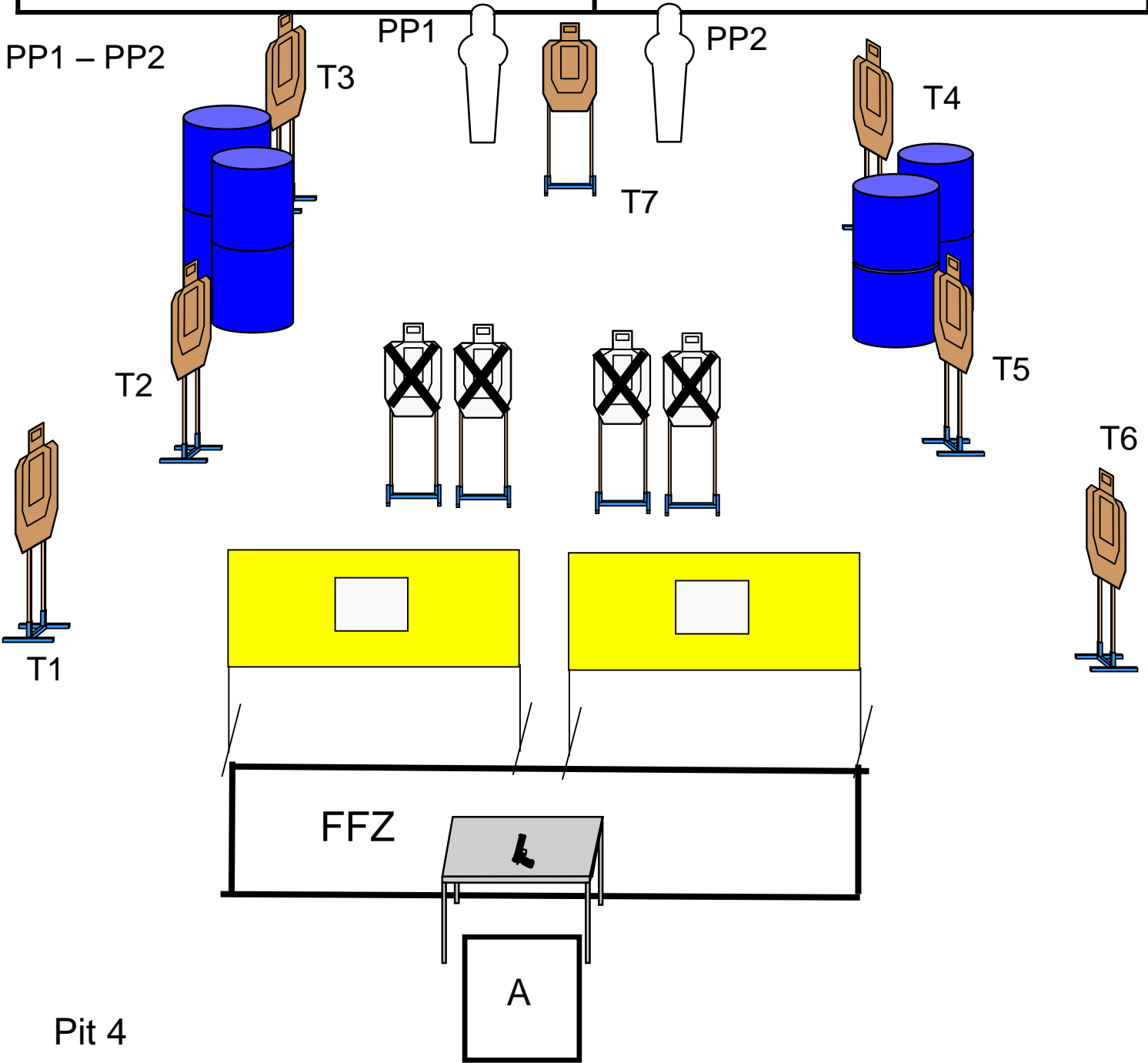
Course Designer: R. Esposito

START POSITION: Standing in Box A, facing downrange, hands naturally at sides

GUN READY CONDITION: loaded gun on table IAW USPSA rules. **PCC start:** Loaded rifle on table with muzzle pointed safely downrange IAW USPSA rules.

SCORING: Comstock, 16 rounds, 80 points
TARGETS: 7 IPSC, 2 PP
SCORED HITS: Best 2 per paper, KD steel = 1A
START-STOP: Audible - Last shot
RULES: USPSA current edition

STAGE PROCEDURE: Upon start signal, enter FFZ and engage all targets as they appear from within the FFZ.



Pit 4



LIPSA 2018 MARCH MADNESS

Stage 5 – Motor City

Course Designer: R. Esposito

START POSITION: Standing behind table, facing downrange, hands naturally at sides

GUN READY CONDITION: Unloaded gun or unloaded PCC rifle and 1st mag on table with muzzle pointed safely downrange per USPSA rules.

STAGE PROCEDURE: Upon start signal, engage all targets from within the FFZ.

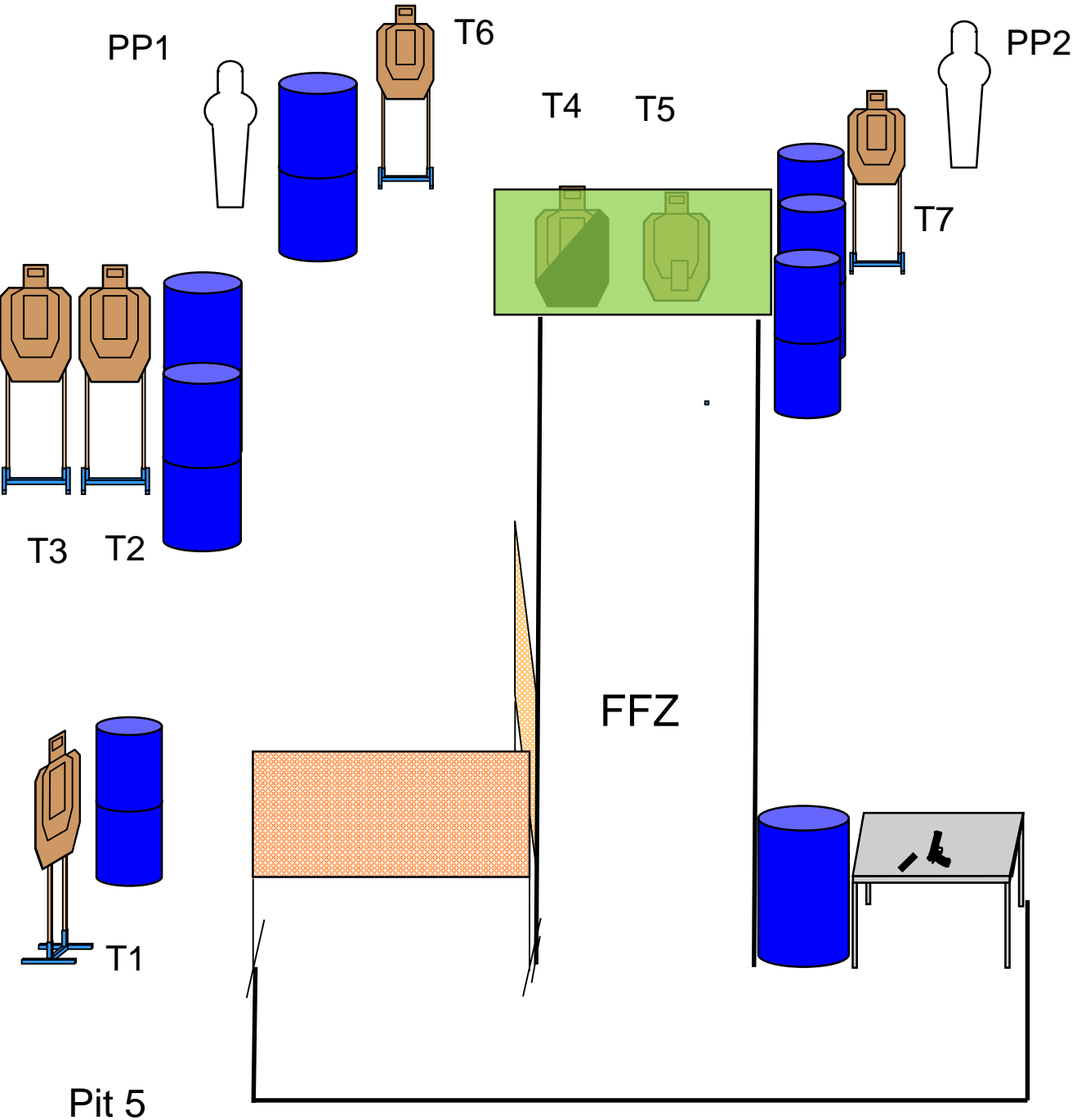
SCORING: Comstock, 16 rounds, 80 points

TARGETS: 7 IPSC, 2 PP

SCORED HITS: Best 2 per paper, KD steel = 1A

START-STOP: Audible - Last shot

RULES: USPSA current edition





LIPSA 2018 MARCH MADNESS

Stage 6 – The Cobbler

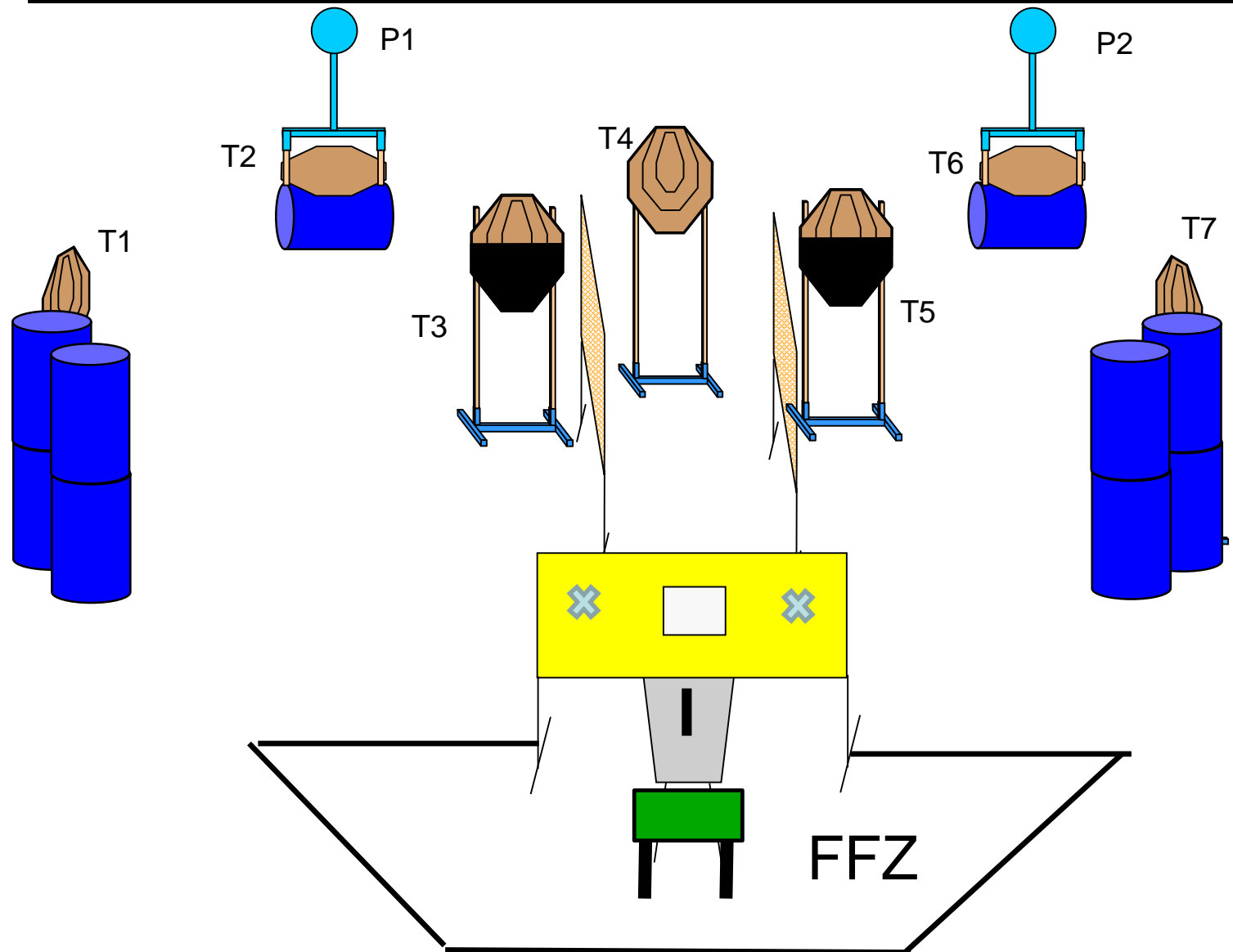
Course Designer: R. Esposito

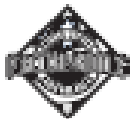
START POSITION: Seated in cobblers bench facing downrange, palms of hands flat on knees.

GUN READY CONDITION: Loaded and holstered IAW USPSA rules. **PCC start:** Rifle shouldered and muzzle pointing at either X

STAGE PROCEDURE: Upon start signal, engage all targets as they appear from within the FFZ. T2 & T6 are appearing targets activated by P1 and P2 respectively..

SCORING: Comstock, 16 rounds, 80 points
TARGETS: 7 IPSC, 2 Plates
SCORED HITS: Best 2 per paper, KD steel = 1A
START-STOP: Audible - Last shot
RULES: USPSA current edition





RULES: USPSA Handgun Competition Rules, current edition **COURSE DESIGNER:** Larry Smith—Modifications by US Design Team

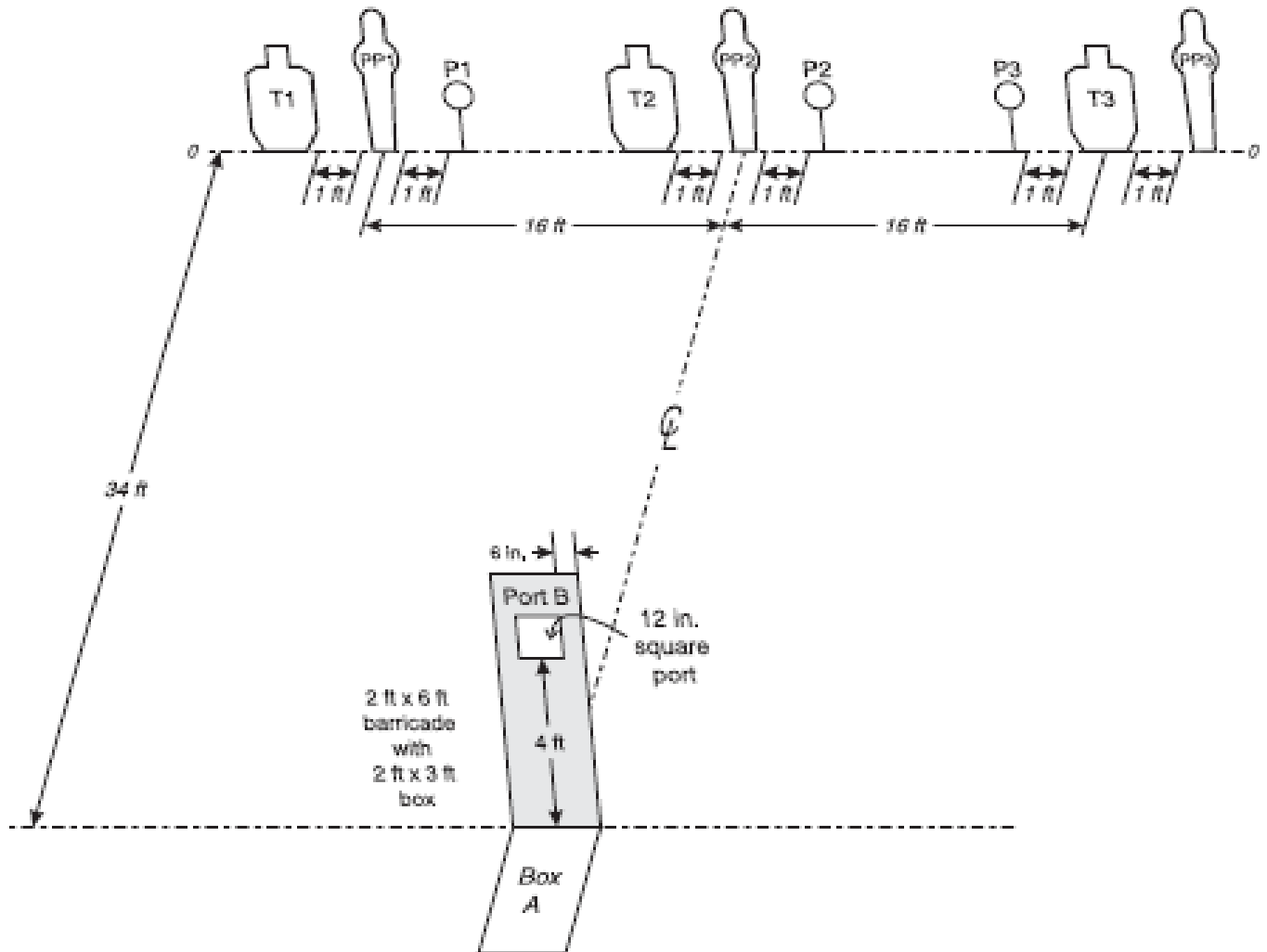
START POSITION: Standing in Box A facing barricade with both arms hanging relaxed at sides. Handgun is loaded and holstered as per ready condition in rule 8.1.1 and 8.1.2.

STAGE PROCEDURE

Upon start signal, from Box A, engage only T1, PP1 and P1 from the left side of the barricade, perform a mandatory reload and engage only T2, PP2, and P2 through Port B, perform another mandatory reload and engage only T3, PP3 and P3 from the right side of the barricade. Arrays may be engaged in any order.

SCORING

SCORING: Comstock, 12 rounds, 60 points
TARGETS: 3 Metric, 3 Pepper poppers, 3 8" plates
SCORED HITS: Best 2/paper, KD = 1 A
START-STOP: Audible - Last shot
PENALTIES: Per current edition of USPSA Handgun Competition Rules
Failure to perform mandatory reload will result in one procedural penalty per shot fired.



SETUP NOTES: Set targets so they are at right angles to the shooter. Paper targets are 5 feet high at shoulders. Plates are set at 2 feet above ground on standard plate stand.



Written Stage Briefing

Triple Play is a 12 round, 60 point Comstock classifier course. There are 3 metric targets, 3 pepper poppers, and 3 8” plates. Best 2 hits per paper will score and steel must fall to score. The start signal is audible. The start position is standing in Box A facing barricade with arms relaxed at sides. Handgun is loaded and holstered.

PCC: Start position is stock on belt, muzzle touching the mark, both hands on loaded carbine, safety on. On the start signal, from within the fault lines, engage only T1, PP1 and P1 from the left side of the barricade, make a mandatory reload and engage only T2, PP2, and P2 through Port, make a mandatory reload and engage only T3, PP3 and P3 from the right side of the barricade. Arrays may be engaged in any order. Note: mark for PCC muzzle is 3 feet above ground, centered on barricade.

