



# LIPSA KD Steel Not So Noble 13

**Special Thanks:**

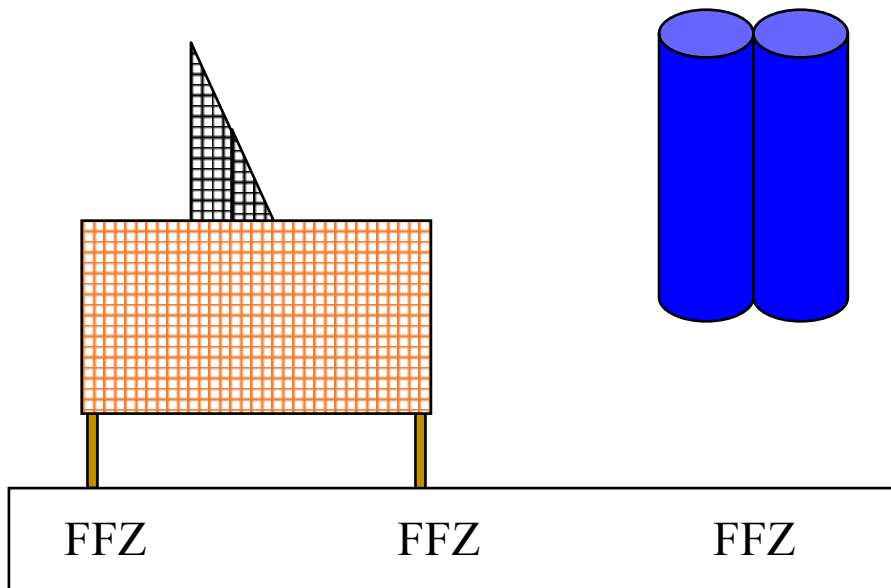

**RULES:** Practical Shooting Handbook, Latest Edition **Course Designer: Michael Linsalata**

**START POSITION:** Standing anywhere in FFZ, hands relaxed at sides. Gun loaded and holstered. PCC start is gun loaded, safety on. Pointing down range. Butt of gun touching belt.

**STAGE PROCEDURE**  
At signal, engage all steel as they become visible from within the FFZ.

**SCORING**  
**SCORING:** Comstock, 13 rounds, 65 points  
**TARGETS:** 13 IPSC  
**SCORED HITS:** Steel Down = 1A  
**START-STOP:** Audible-Last Shot  
**PENALTIES:** Procedural -10  
 Miss -10

P 1-13



**Stage 1**  
**(Pit 4)**



# LIPSA KD Steel

# A Steel Glock?

Special Thanks: Kevin O'Brien

RULES: Practical Shooting Handbook, Latest Edition Course Designer: Michael Linsalata

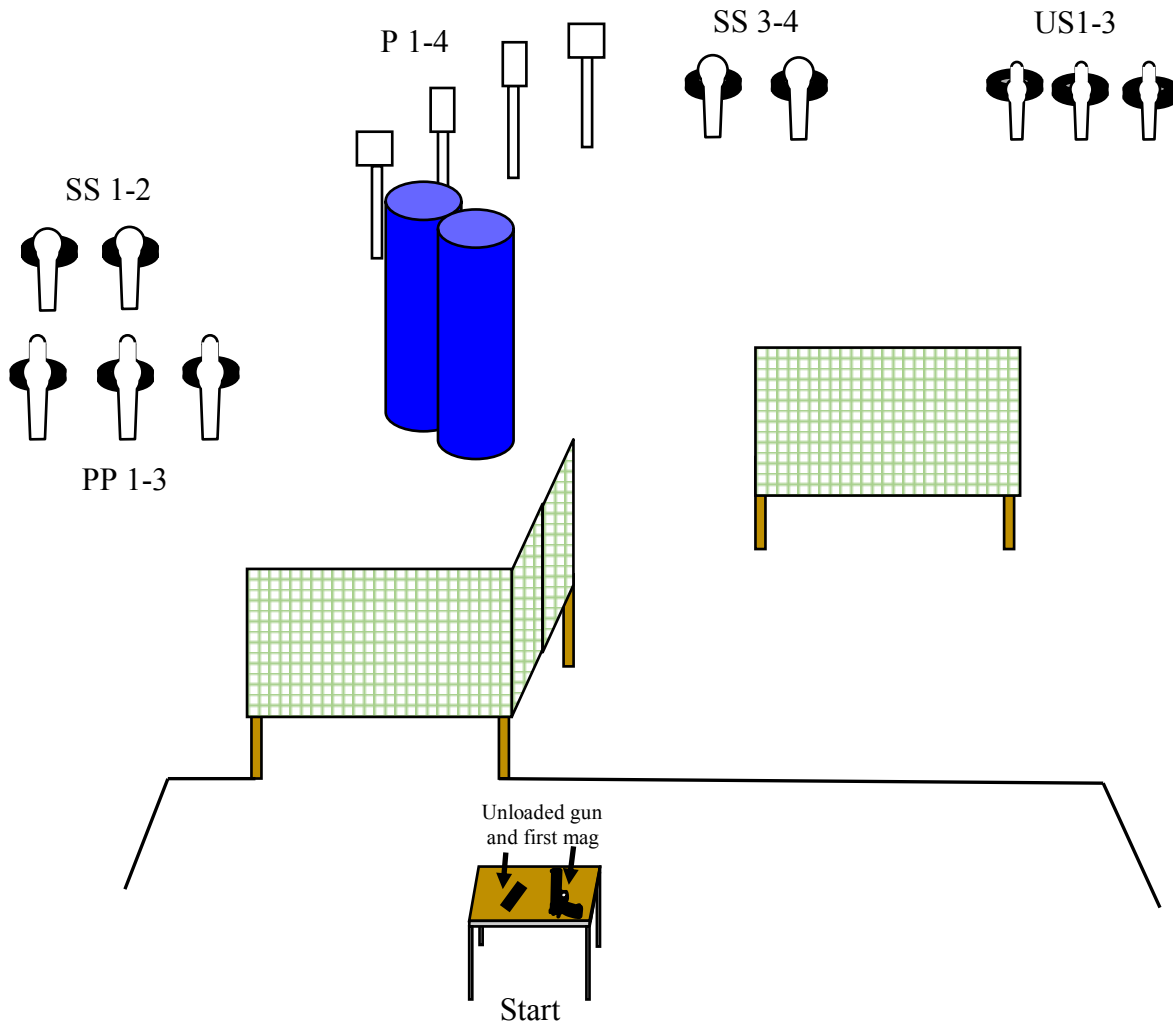
**START POSITION:** Standing behind table, hands relaxed at sides. Unloaded gun and first mag on table.  
PCC has same start position.

### STAGE PROCEDURE

At signal, pick up and load gun with mag from table. Then engage all steel as they become visible from behind the fault lines. **All other mags should be carried on person.**

### SCORING

**SCORING:** Comstock, 14 rounds, 70 points  
**TARGETS:** 14 steel  
**SCORED HITS:** Steel Down = 1A  
**START-STOP:** Audible-Last Shot  
**PENALTIES:** Procedural -10  
Miss -10



**Stage 2**  
**(Pit 5)**



# LIPSA KD Steel

# Steel Encounter

Special Thanks:

RULES: Practical Shooting Handbook, Latest Edition Course Designer: **Michael Linsalata**

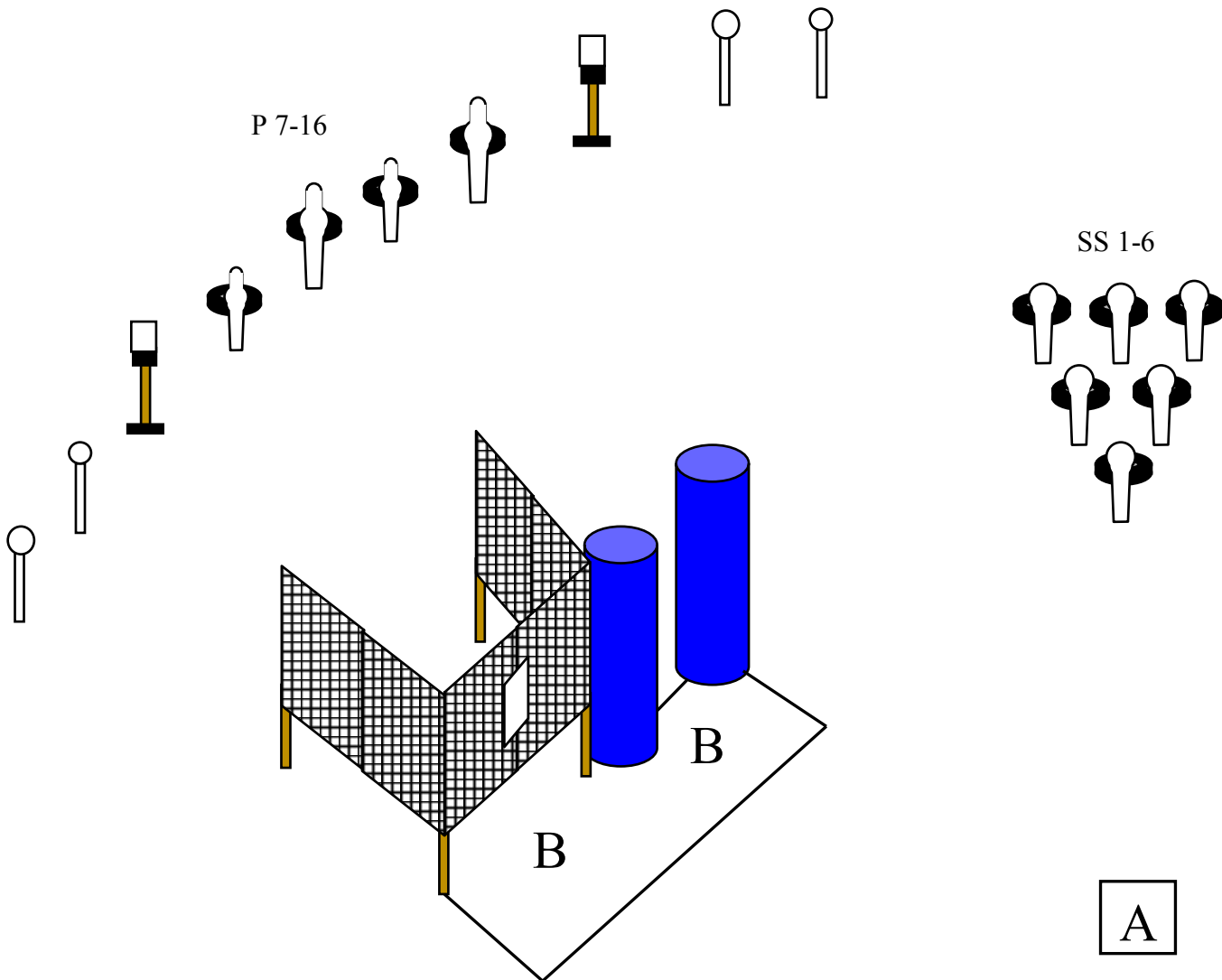
**START POSITION:** Standing in Box A, hands relaxed at sides. Gun loaded and holstered. PCC start is gun loaded, safety on. Pointing down range. Butt of gun touching belt.

### STAGE PROCEDURE

At signal, engage SS 1-6 from Box A. Advance to Box B and engage all remaining steel as they become visible from within the fault lines.

### SCORING

**SCORING:** Comstock, 16 rounds, 80 points  
**TARGETS:** 16 steel  
**SCORED HITS:** Steel Down = 1A  
**START-STOP:** Audible-Last Shot  
**PENALTIES:** Procedural -10  
Miss -10



**Stage 3**  
**(Pit 6)**



# Knockdown Steel

**LIPSA**

# Ports -N- Plates

**RULES:** Practical Shooting Handbook, Latest Edition **Course Designer:** Michael Linsalata

**START POSITION:** Standing with heels touching anywhere on Rear fault line, hands relaxed at sides. Gun loaded and holstered. PCC start is gun loaded. Safety on. Pointed down range. Butt of gun touching belt.

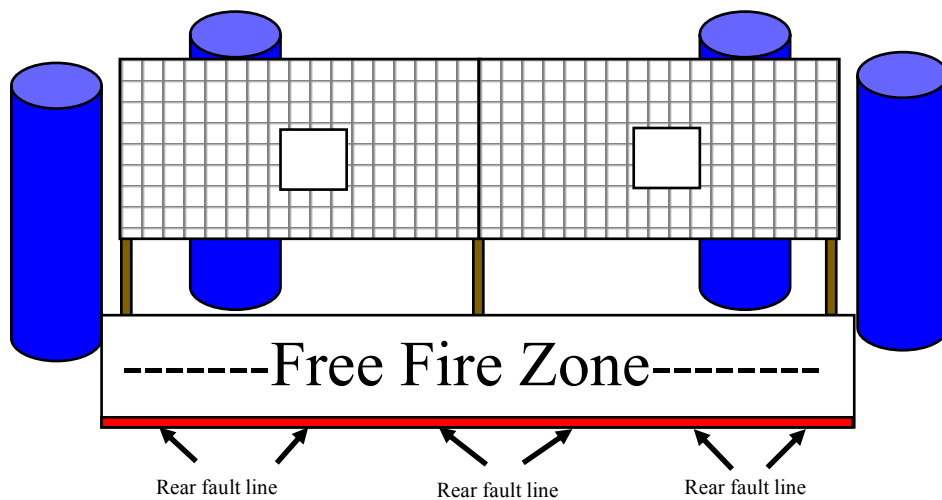
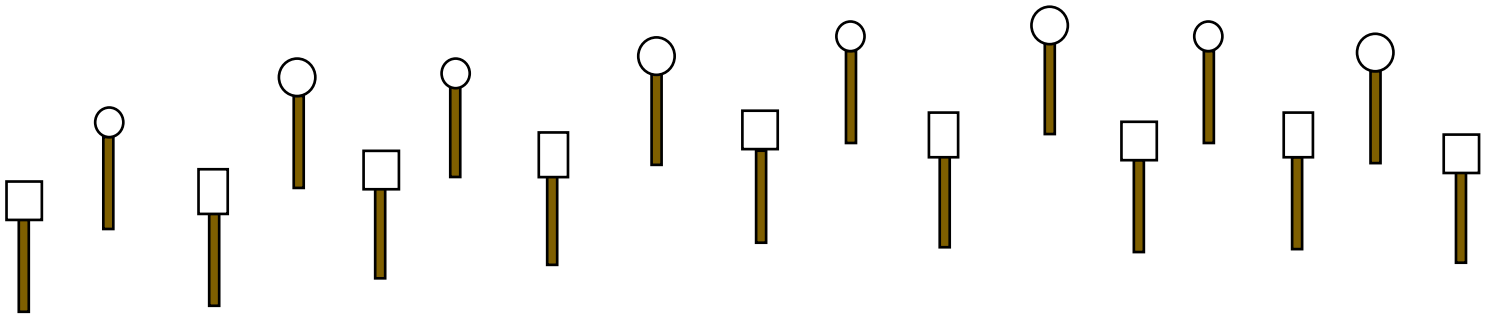
### STAGE PROCEDURE

At signal, engage all steel as they become visible from within the fault lines.

### SCORING

**SCORING:** Comstock, 17 rounds, 85 points  
**TARGETS:** 17 pieces of steel  
**SCORED HITS:** Steel Down = 1A  
**START-STOP:** Audible-Last Shot  
**PENALTIES:** Procedural -10  
Miss -10

P 1-17



**Stage 4**  
**(Pit 7)**

**RULES:** Practical Shooting Handbook, Latest Edition **Course Designer: Michael Linsalata**

**START POSITION:** Standing in front of Port, both hands flat on X's. Gun loaded and holstered. PCC start is gun loaded. Safety on. Muzzle of gun touching mark on wall

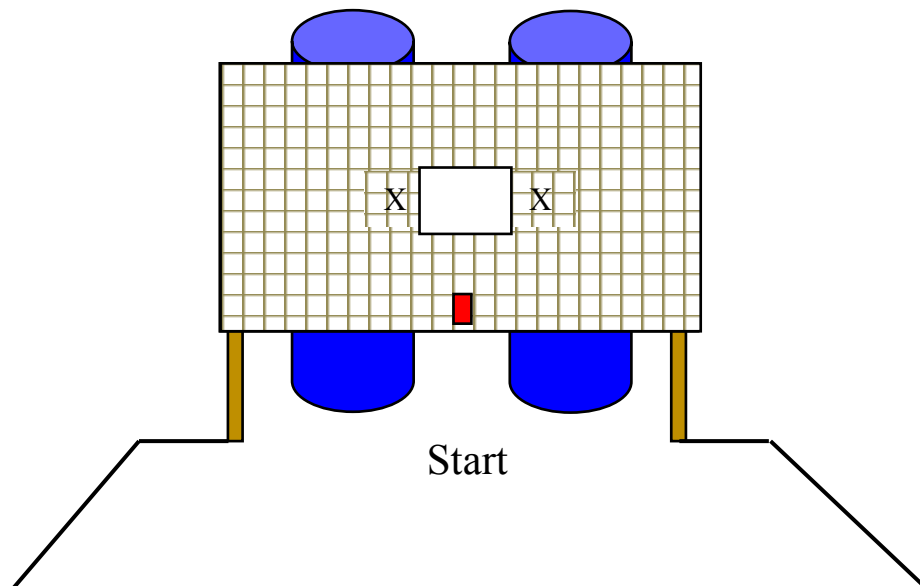
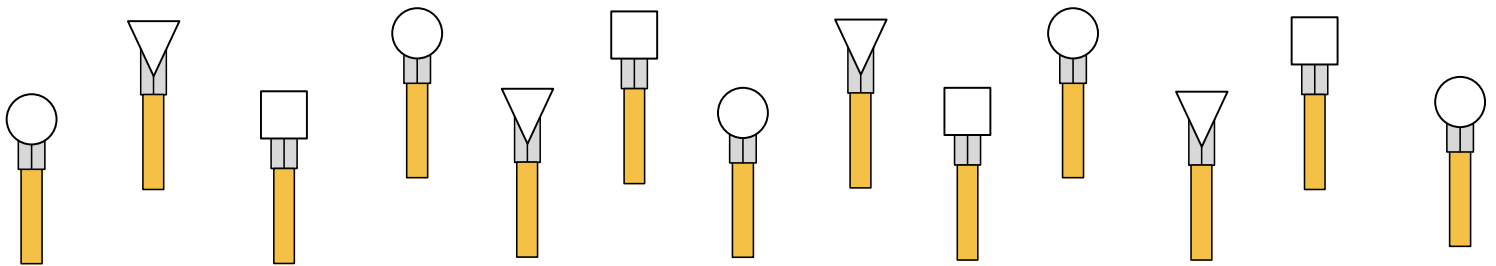
**STAGE PROCEDURE**

At signal, engage all steel as they become visible from within the fault lines.

**SCORING**

**SCORING:** Comstock, 13 rounds, 65 points  
**TARGETS:** 13 Plates  
**SCORED HITS:** Steel down= 1A  
**START-STOP:** Audible-Last Shot  
**PENALTIES:** Procedural -10  
 Miss -10

P 1-13



**Stage 5**  
**(22 Pit)**



**LIPSA**  
**KD Steel**

# Plates? Why Did It Have To Be Plates?

**RULES:** Practical Shooting Handbook, Latest Edition **Course Designer: Michael Linsalata**

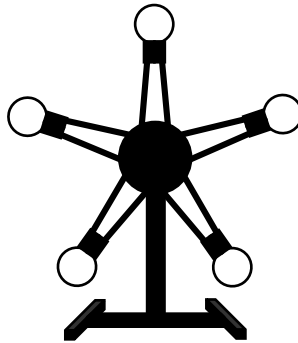
**START POSITION:** Standing in Box A, hands relaxed at sides. Gun loaded and holstered. PCC start is gun loaded with safety on. Muzzle of gun touching **RED** mark.

**STAGE PROCEDURE**

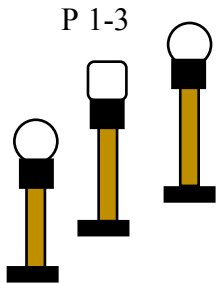
At signal, engage all steel as they become visible from within Box A.

**SCORING**


**SCORING:** Comstock, 11 rounds, 55 points  
**TARGETS:** 11 plates  
**SCORED HITS:** Steel Down = 1A  
**START-STOP:** Audible-Last Shot  
**PENALTIES:** Procedural -10  
Miss -10



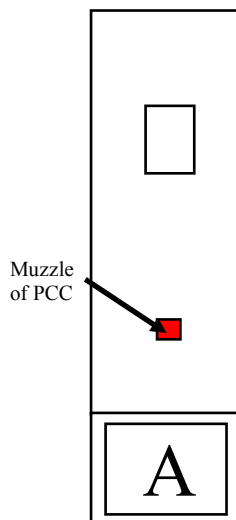
P 7-11



P 1-3



P 4-6



**Stage 6**  
**(S Pit 1)**



# LIPSA KD Steel

# Plates & Pins

**Special Thanks:**

**RULES:** Practical Shooting Handbook, Latest Edition **Course Designer: Michael Linsalata**

**START POSITION:** Standing with hands flat on X's. Gun loaded and holstered. PCC start is gun loaded. Safety on. Muzzle of gun touching mark on wall.

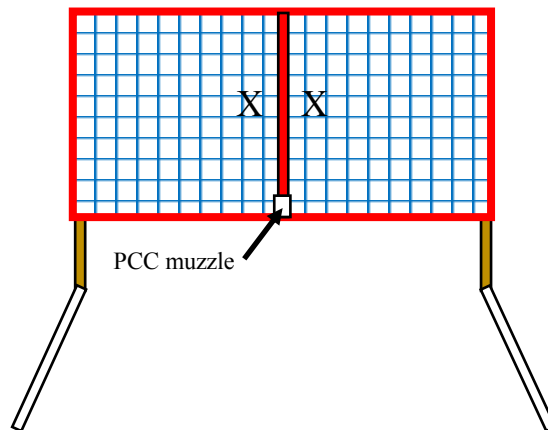
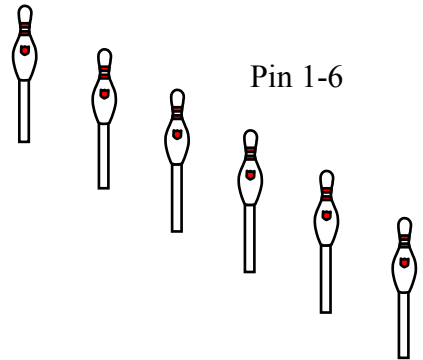
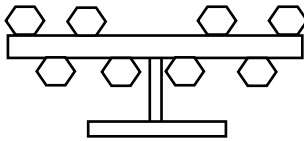
### STAGE PROCEDURE

At signal, engage all steel and Pins as they become visible from within the fault lines.

### SCORING

**SCORING:** Comstock, 14 rounds, 70 points  
**TARGETS:** 8 Pieces of steel, 6 Pins  
**SCORED HITS:** Steel & Pin Down = 1A  
**START-STOP:** Audible-Last Shot  
**PENALTIES:** Procedural -10  
Miss -10

P 1-8



**Stage 7**  
**(S Pit 2)**