



LIPSA

Arrays of Fun

Special Thanks:

RULES: Practical Shooting Handbook, Latest Edition **Course Designer: Michael Linsalata**

START POSITION: Standing in Box A or Box C, hands relaxed at sides. Gun loaded and holstered. PCC start is gun loaded with safety on. Pointing down range with butt of gun touching belt.

STAGE PROCEDURE

At signal, engage appropriate targets from their boxes.

Box A- T1-T3

Box B- T4-T6

Box C- T7-T9

SCORING

SCORING: Comstock, 18 rounds, 90 points

TARGETS: 9 IPSC

SCORED HITS: Best 2 per IPSC

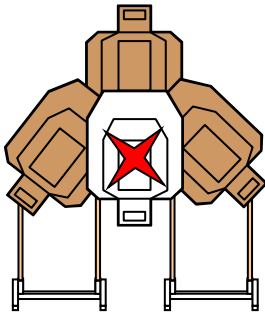
START-STOP: Audible-Last Shot

PENALTIES: Procedural -10


No-shoot hit -10

Miss -10

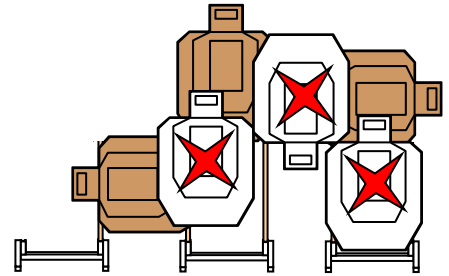
T1-T3



T4-T6



T7-T9



A

B

C

Stage 1
(Pit 4)



LIPSA

Stop, Drop & Roll

Special Thanks:

RULES: Practical Shooting Handbook, Latest Edition **Course Designer: Michael Linsalata**

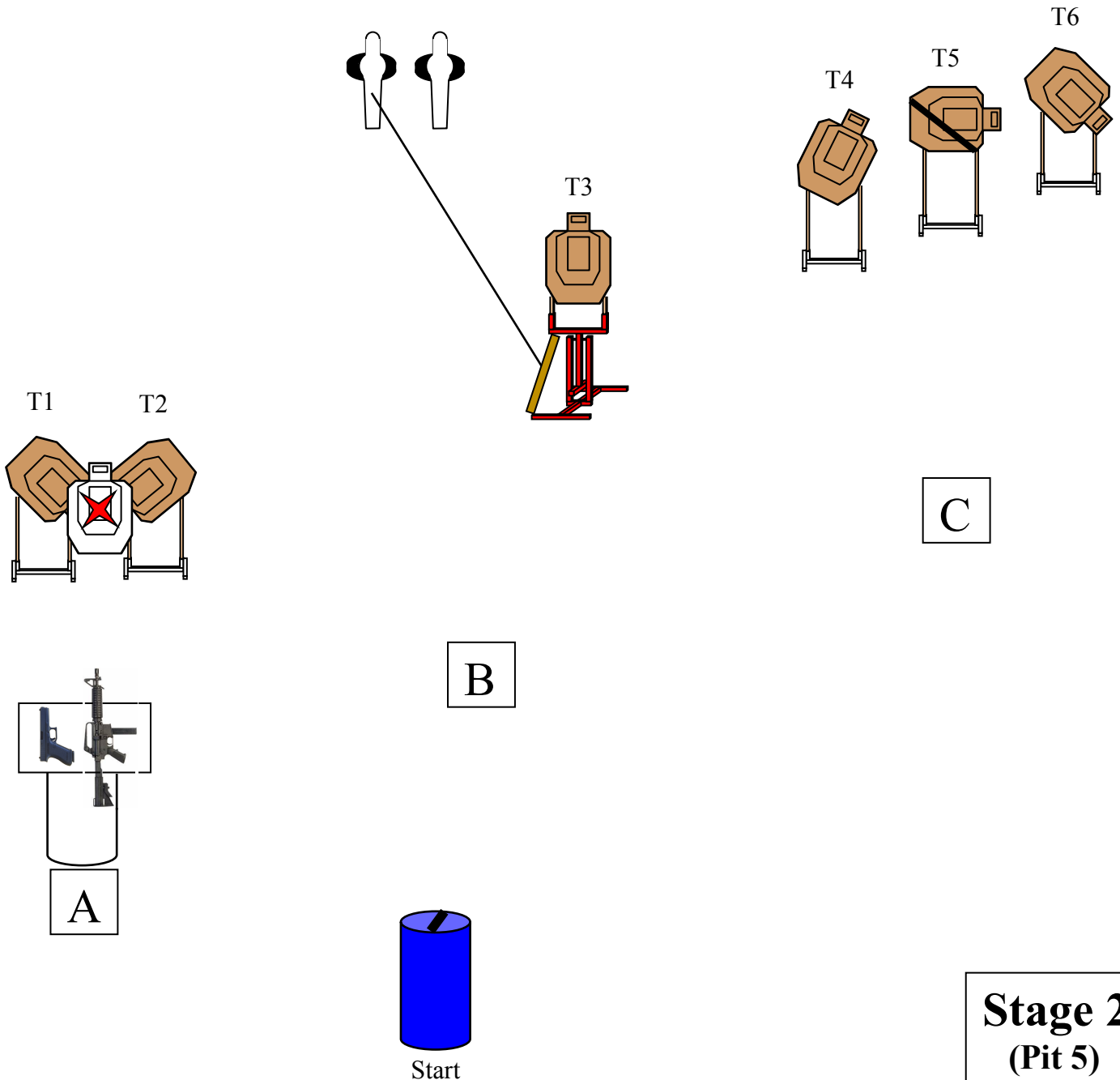
START POSITION: Standing behind barrel holding first mag. Unloaded gun on barrel at Box A. PCC has same start.

STAGE PROCEDURE

At signal, Advance to Box A and load gun with mag in hand. Then engage T1 and T2 from Box A. Advance to Box B and engage PP1, PP2 and T3. Then go to Box C and engage T4-T6. **PP1 activates T3. T3 is a disappearing target. There is no penalty for missing.**

SCORING

SCORING: Comstock, 14 rounds, 70 points
TARGETS: 6 IPSC, 2 steel
SCORED HITS: Best 2 per IPSC, Steel Down = 1A
START-STOP: Audible-Last Shot
PENALTIES: Procedural -10
No-shoot hit -10
Miss -10



**Stage 2
(Pit 5)**



LIPSA Getting Smaller

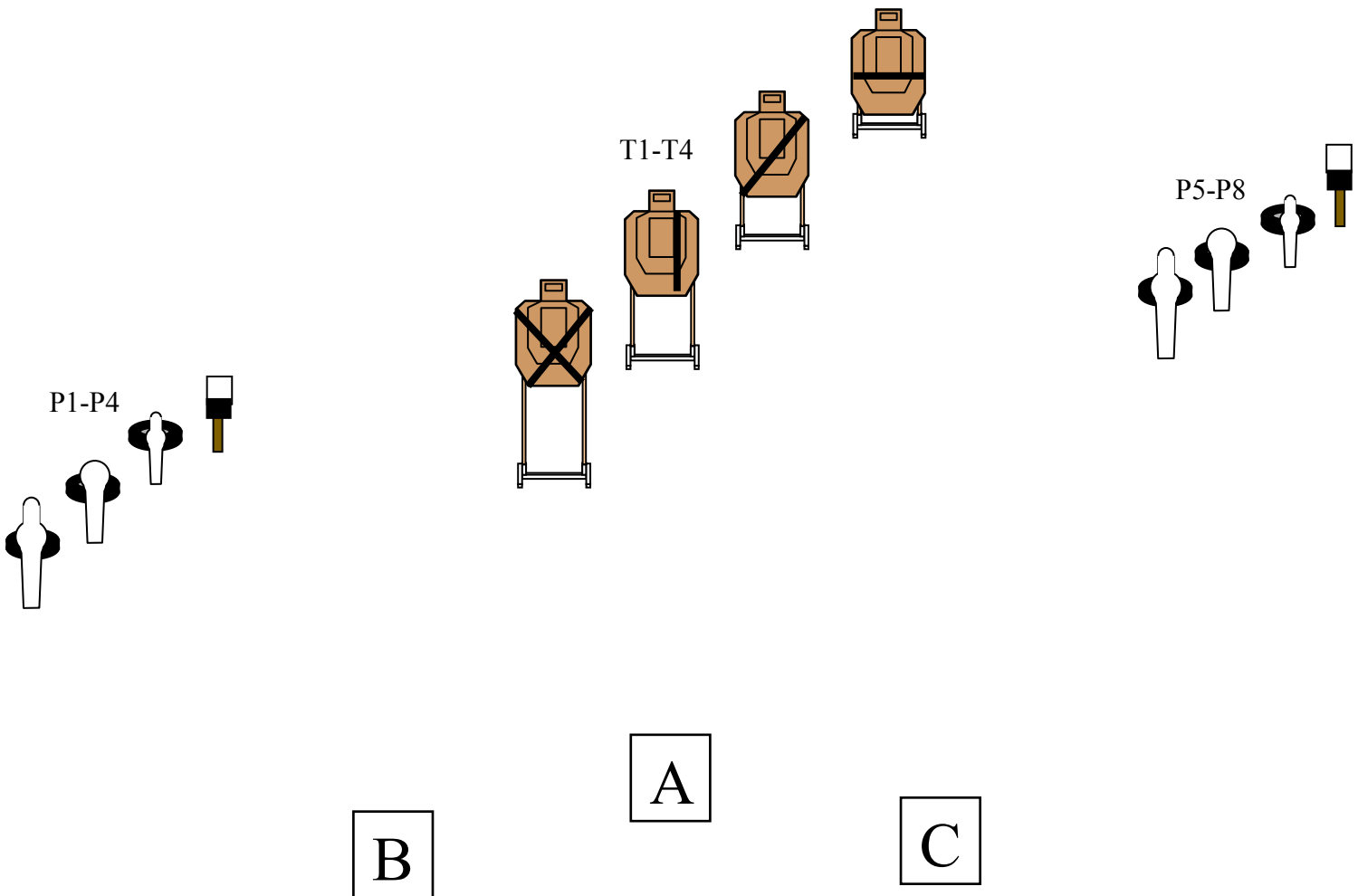
Special Thanks:

RULES: Practical Shooting Handbook, Latest Edition Course Designer: Michael Linsalata

START POSITION: Standing in ANY BOX, hands relaxed at sides. Gun loaded and holstered. PCC start is gun loaded with safety on. Pointing down range with butt of gun touching belt.

STAGE PROCEDURE
 At signal, engage the designated targets from their respected boxes.
 A- T1-T4
 B- P1-P4
 C- P5-P8
Boxes can be used in any order.

SCORING
SCORING: Comstock, 16 rounds, 80 points
TARGETS: 4 IPSC, 8 steel
SCORED HITS: Best 2 per IPSC, Steel Down = 1A
START-STOP: Audible-Last Shot
PENALTIES: Procedural -10
 No-shoot hit -10
 Miss -10



Stage 3
(Pit 6)



LIPSA

Barrels of Reloads

Special Thanks:

RULES: Practical Shooting Handbook, Latest Edition Course Designer: Michael Linsalata

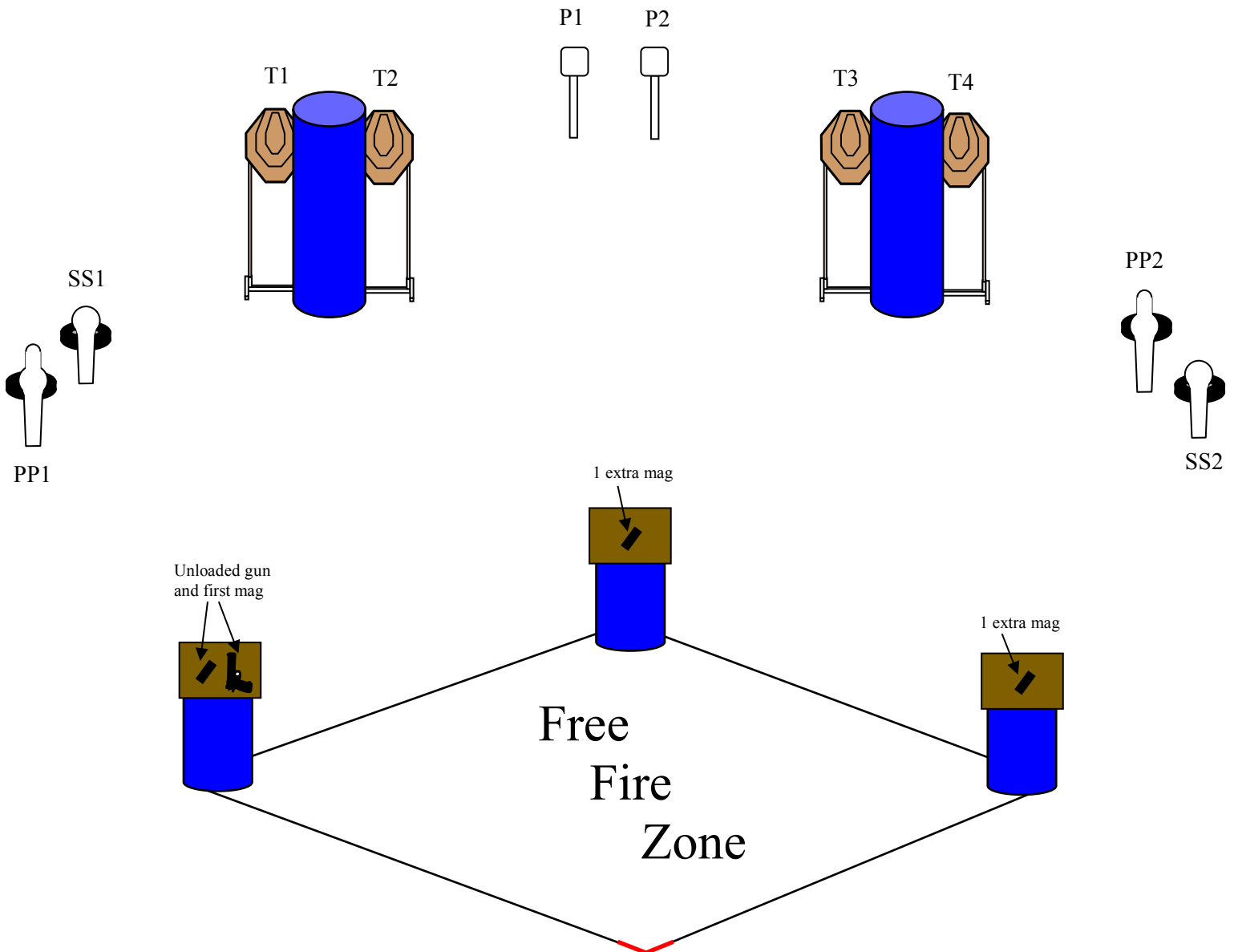
START POSITION: Standing with heels touching **RED** mark, hands relaxed at sides. Unloaded gun on Left barrel. Only 1 mag staged on other barrels. PCC has same start.

STAGE PROCEDURE

At signal, pick up and load gun with mag from barrel. Then engage all targets and steel as they become visible from within the Free Fire Zone. **Reloads must come from mags on barrels.**
Only one mag allowed per barrel.

SCORING

SCORING: Comstock, 14 rounds, 70 points
TARGETS: 4 IPSC "Classic", 6 pieces of steel
SCORED HITS: Best 2 per IPSC, Steel Down = 1A
START-STOP: Audible-Last Shot
PENALTIES: Procedural -10
No-shoot hit -10
Miss -10



Stage 4
(Pit 7)



LIPSA Reach Out & Touch Someone

Special Thanks:

RULES: Practical Shooting Handbook, Latest Edition **Course Designer: Michael Linsalata**

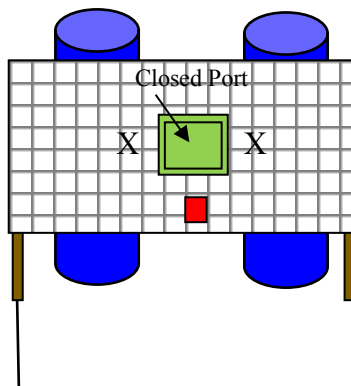
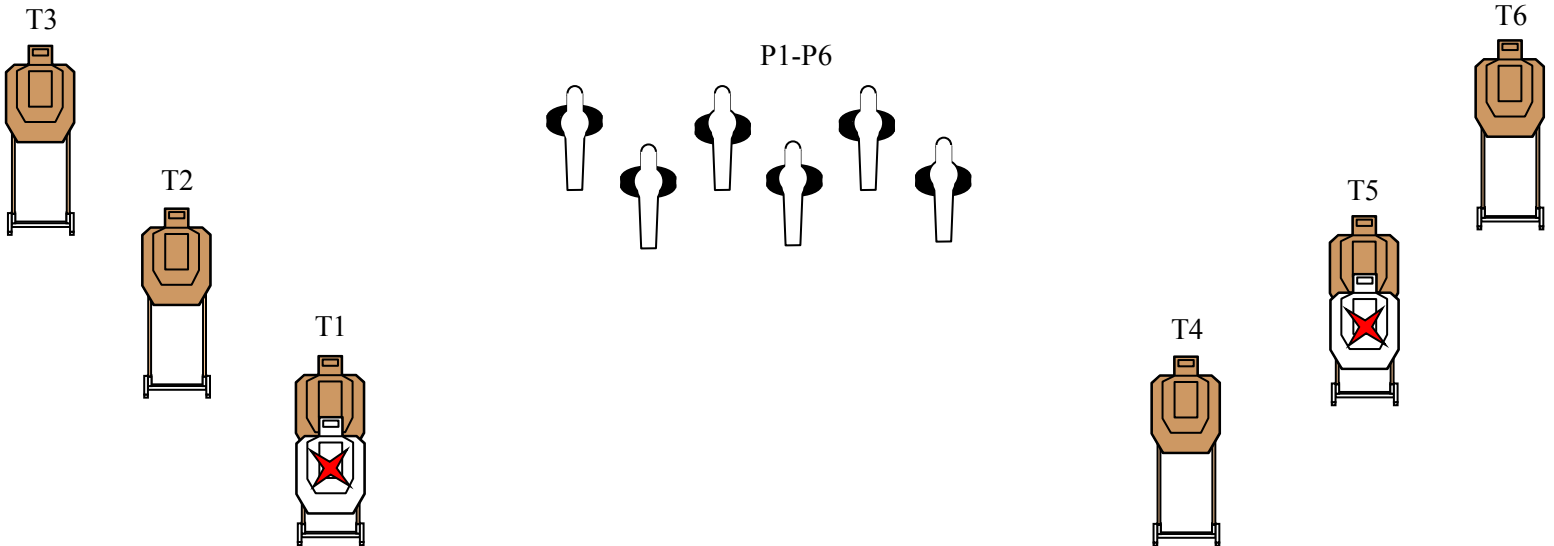
START POSITION: Standing with hands flat on X's. Gun loaded and holstered. PCC start is gun loaded. Safety on. Muzzle of gun touching mark on wall. Butt of gun touching belt.

STAGE PROCEDURE

At signal, engage all targets and steel as they become visible from within the fault lines. **(Port must be opened manually to engage targets in that area).**

SCORING

SCORING: Comstock, 18 rounds, 90 points
TARGETS: 6 IPSC, 6 PP
SCORED HITS: Best 2 per IPSC, Steel Down = 1A
START-STOP: Audible-Last Shot
PENALTIES: Procedural -10
No-shoot hit -10
Miss -10



Stage 5
(22 Pit)



LIPSA

3-Peat

Special Thanks:

RULES: Practical Shooting Handbook, Latest Edition **Course Designer: Michael Linsalata**

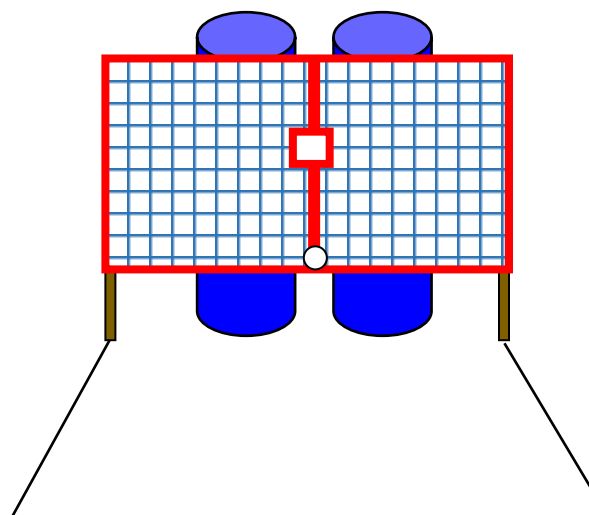
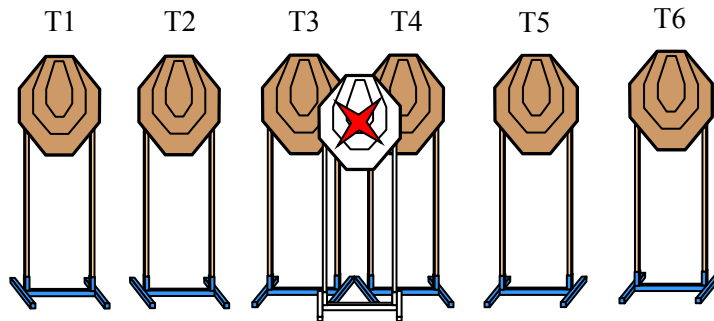
START POSITION: Standing directly in front of Port, hands relaxed at sides. Gun loaded and holstered. PCC start is gun loaded, safety on. Muzzle touching mark on the wall. Standing directly in front of Port.

STAGE PROCEDURE

At signal, engage all targets as they become visible from within the fault lines. **All targets get 3 rounds each.**

SCORING

SCORING:	Comstock, 18 rounds, 90 points
TARGETS:	6 IPSC
SCORED HITS:	Best 3 per IPSC
START-STOP:	Audible-Last Shot
PENALTIES:	Procedural -10
	No-shoot hit -10
	Miss -10



Stage 6
(S Pit 1)



LIPSA

Steppin' it up

Special Thanks:

RULES: Practical Shooting Handbook, Latest Edition **Course Designer: Michael Linsalata**

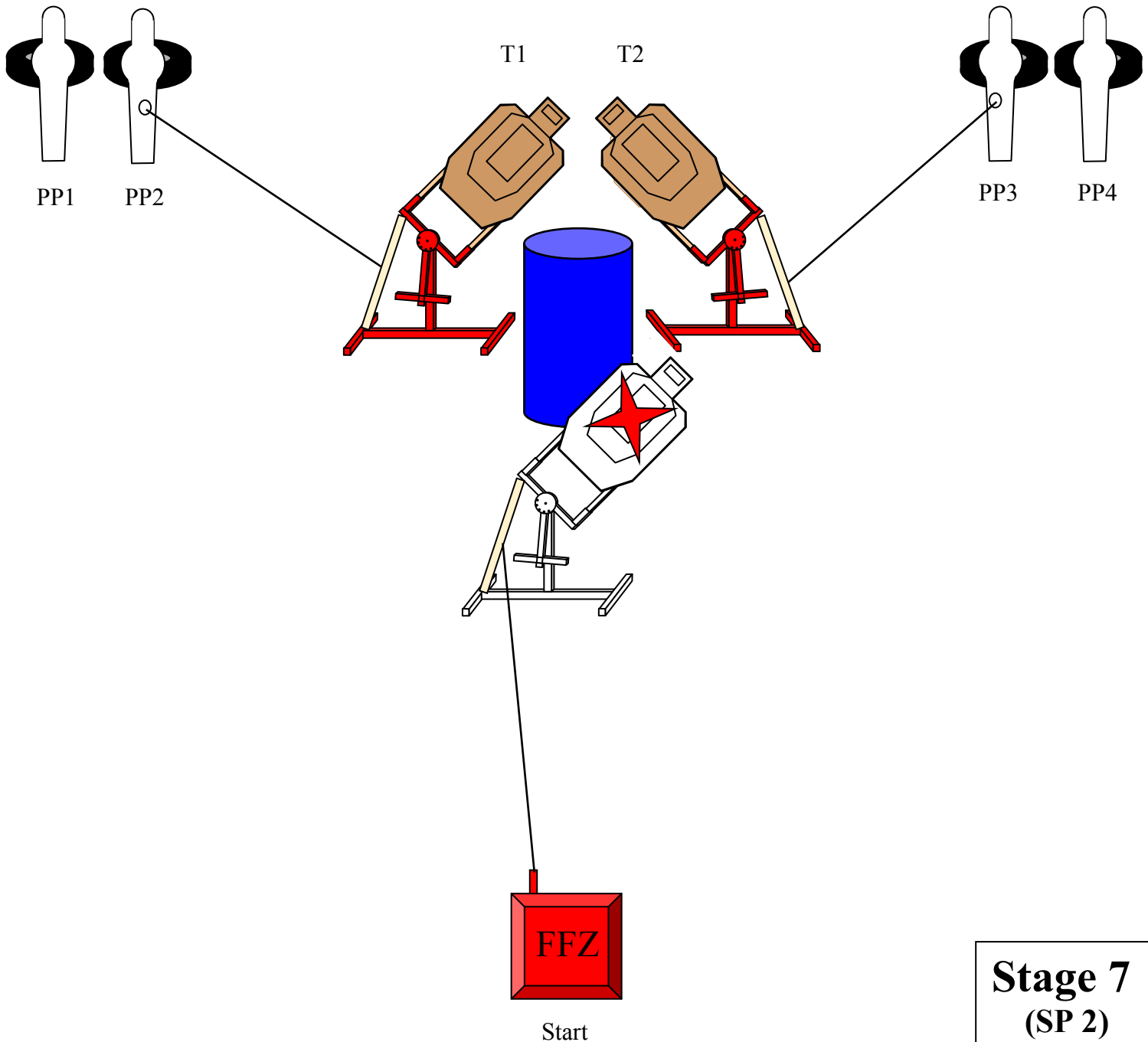
START POSITION: Standing **BEHIND** FFZ, hands relaxed at sides. Gun loaded and holstered. PCC start is gun loaded with safety on. Pointing down range with butt of gun touching belt.

STAGE PROCEDURE

At signal, step on activator and engage PP1-4, T1 and T2. **Activator is Free Fire Zone. Stepping onto FFZ will activate swinging no shoot. PP2 activates T1. PP3 activates T2. Both must be activated before being engaged.**

SCORING

SCORING: Comstock, 8 rounds, 40 points
TARGETS: 2 IPSC, 4 steel
SCORED HITS: Best 2 per IPSC, Steel Down = 1A
START-STOP: Audible-Last Shot
PENALTIES: Procedural -10
No-shoot hit -10
Miss -10



Stage 7
(SP 2)