



RULES: USPSA Handgun Competition Rules, current edition **COURSE DESIGNER:** Dan Ridgley

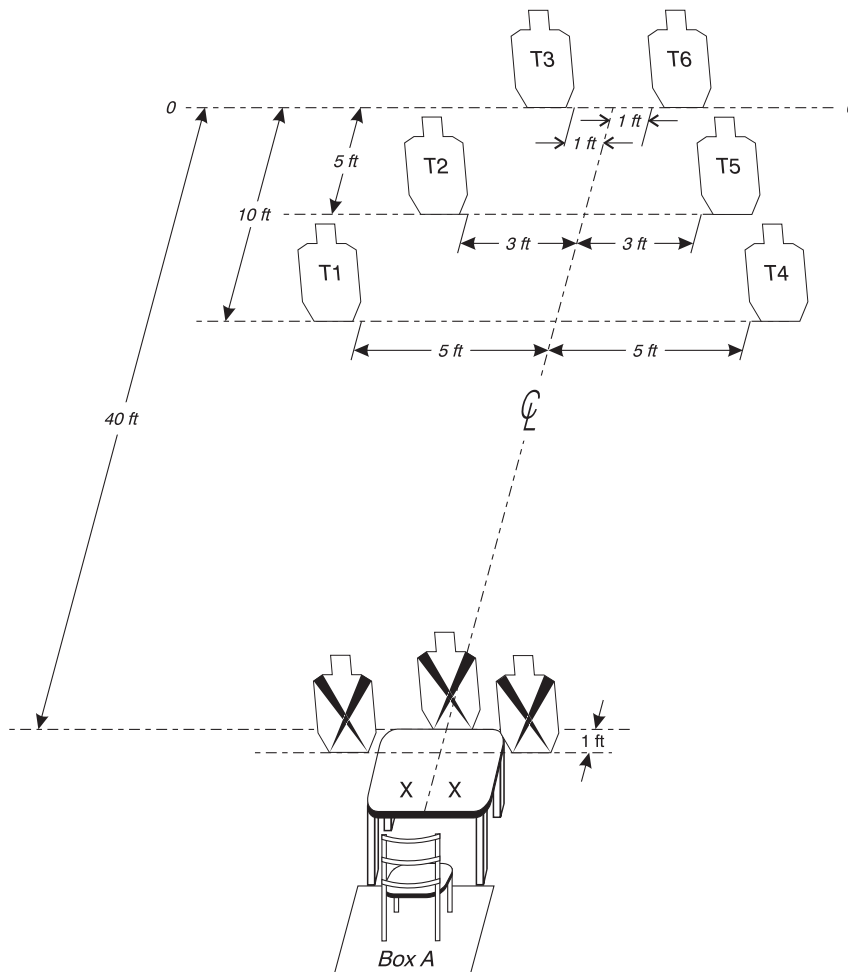
START POSITION: Seated in chair holding cards (there are two standard poker playing cards) one in each hand being held by the thumb and index finger, elbows on X's. Handgun is loaded and holstered as per ready condition in rule 8.1.1 and 8.1.2.

STAGE PROCEDURE

Upon start signal, from Box A, engage only T1-T3 (or only T4-T6) with only two rounds per target. Then make a mandatory reload and from Box A, engage only the three remaining targets with only two rounds per target. Competitor must remain in Box A for all shots fired but does not have to remain seated.

SCORING

SCORING: Virginia Count, 12 rounds, 60 points
TARGETS: 6 Metric
SCORED HITS: Best 2/paper
START - STOP: Audible - Last Shot
PENALTIES: Per current edition USPSA Handgun Competition Rules
 Failure to make the mandatory reload will result in one procedural penalty per shot fired.



SETUP NOTES: Set targets to 5 feet at shoulders. Table is standard folding card table (40 inches by 40 inches). X's for elbow placement are 6 inches right and left of centerline and 6 inches in from edge of table nearest competitor. No-shoots are set so that the bases



of the no-shoots are at table height and sides are even with edge of table. Box A is 4 feet by 4 feet. There are two standard poker-playing cards, one is to be held in each hand by the thumb and index finger.



CM 99-62

Bang and Clang

RULES: USPSA Handgun Competition Rules, current edition COURSE DESIGNER: Mike Martin

START POSITION: Standing in Box A facing targets with both wrists above respective shoulders. Handgun is loaded and holstered as per ready condition in rule 8.1.1 and 8.1.2.

STAGE PROCEDURE

Upon start signal, from Box A, engage T1 and PP1-PP4.

SCORING

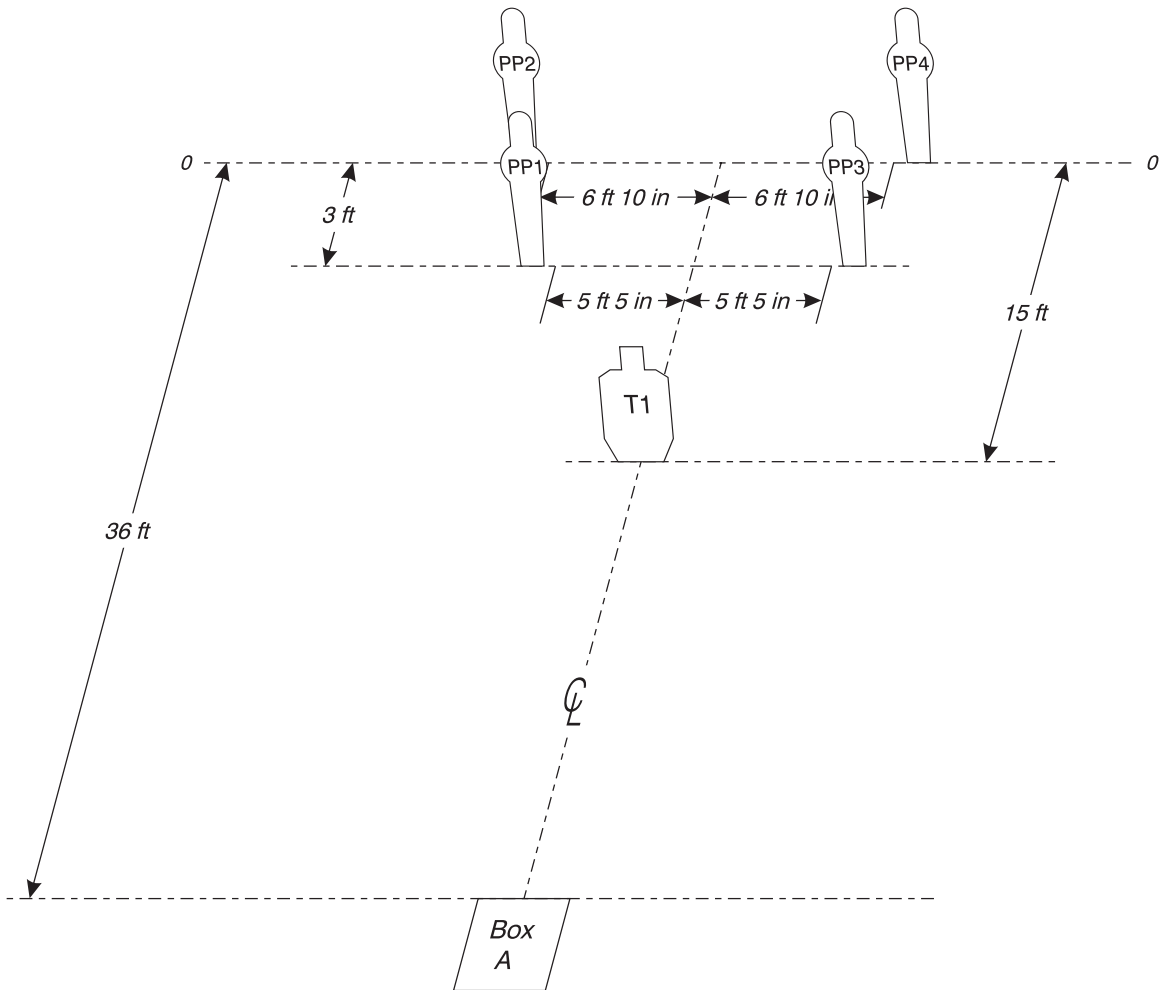
SCORING: Comstock, 6 rounds, 30 points

TARGETS: 1 Metric, 4 Pepper poppers

SCORED HITS: Best 2/paper, KD = 1 A

START-STOP: Audible - Last shot

PENALTIES: Per current edition of USPSA Handgun Competition Rules



SETUP NOTES: Box A is 3 feet by 3 feet. Set T1 to 5 feet high at shoulders.





CM 06-05

Fluffy's Revenge 2

RULES: USPSA Handgun Competition Rules, current edition **COURSE DESIGNER:** Beth Wingfield

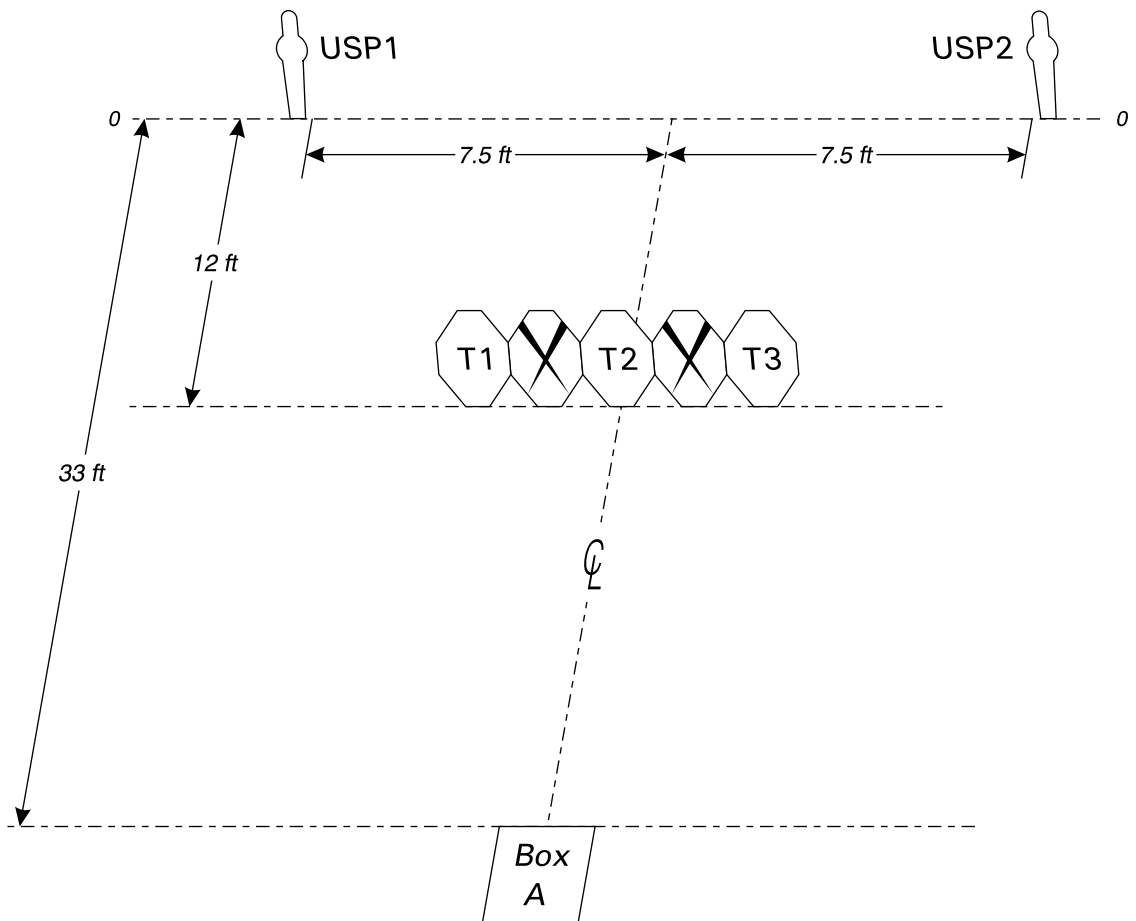
START POSITION: Standing in Box A, wrists above shoulders, facing uprange. Handgun is loaded and holstered as per ready condition in rule 8.1.1 and 8.1.2.

STAGE PROCEDURE

On signal, turn, then draw and engage targets from Box A only.

SCORING

SCORING: Comstock, 8 rounds, 40 points
TARGETS: 3 Classic, 2 Mini-poppers
SCORED HITS: Best 2/paper, KD = 1A
START - STOP: Audible - Last shot
PENALTIES: Per current edition of USPSA Handgun Competition Rules



SETUP NOTES: Set targets to 5 feet high at top and edge to edge. Center of T2 is center line of course. Box A is 3 feet by 3 feet.





CM 99-08

Melody Line

RULES: USPSA Handgun Competition Rules, current edition **COURSE DESIGNER:** Mike Davis — Modifications by US Design Team

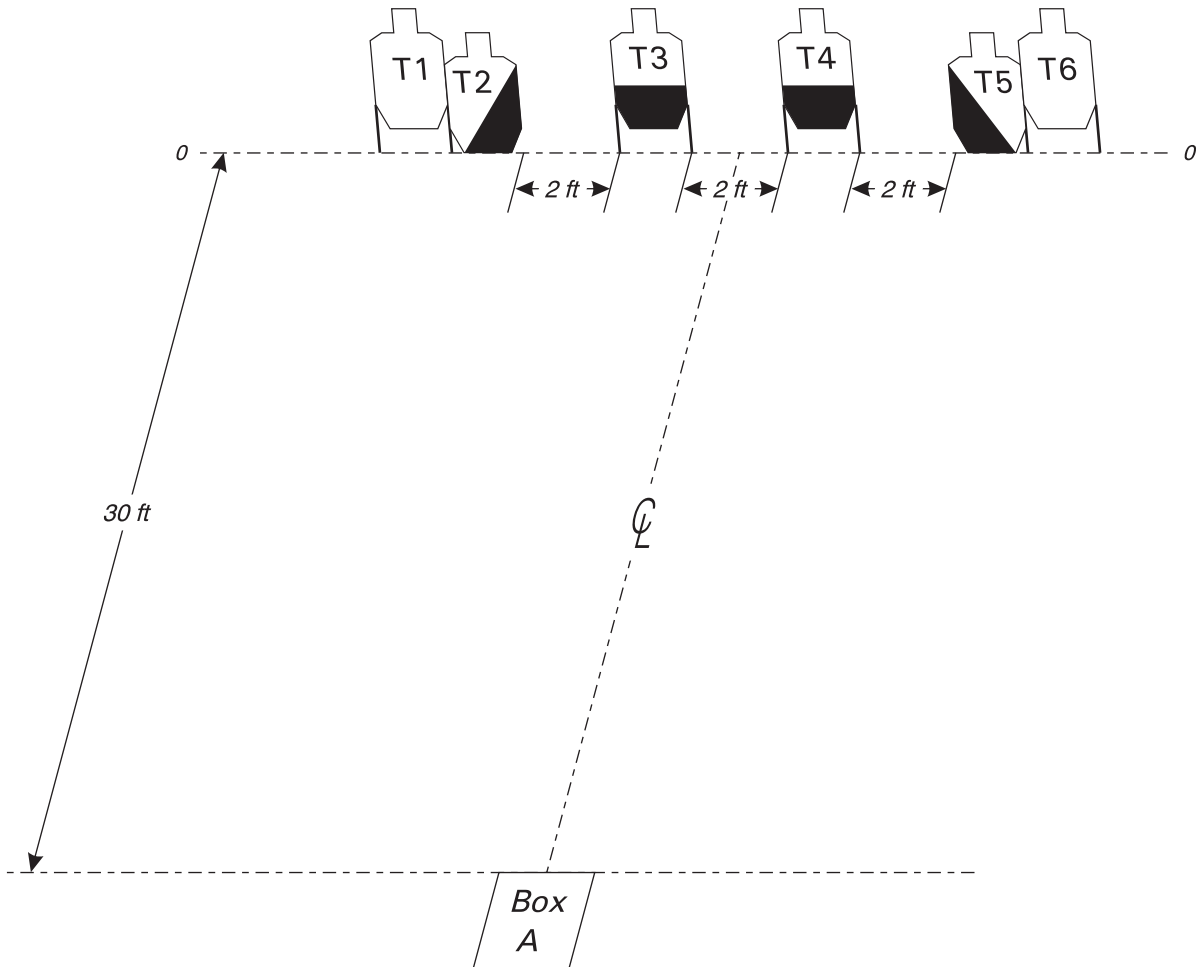
START POSITION: Standing in Box A, back to targets, toes of both feet against rear fault line of Box A, both wrists above respective shoulders. Handgun is loaded and holstered as per ready condition in rule 8.1.1 and 8.1.2.

STAGE PROCEDURE

Upon start signal, turn, then draw and from Box A engage T1-T6 with only one round per target, then make a mandatory reload and from Box A engage T1-T6 with only one round per target.

SCORING

SCORING: Virginia Count, 12 rounds, 60 points
TARGETS: 6 Metric
SCORED HITS: Best 2/paper
START - STOP: Audible - Last shot
PENALTIES: Per current edition USPSA Handgun Competition Rules
Failure to perform mandatory reload will result in one procedural penalty per shot fired.



SETUP NOTES: Set T1, T3, T4, and T6 to 5 feet high at shoulders. T2 and T5 are set so top of upper A zones are parallel with top of shoulder on adjacent target. Outer non-scoring edges of T1-T2 and T5-T6



butt together. Other targets are spaced two feet apart edge to edge. Shooting box is 3 feet by 3 feet. Hard cover on T3 & T4 is to bottom perforation of lower A zone. Hard cover on T2 & T5 is as shown.



CM 13-06

Too Close For Comfort

RULES: USPSA Handgun Competition Rules, Current Edition **COURSE DESIGNER:** 2005 Design Team

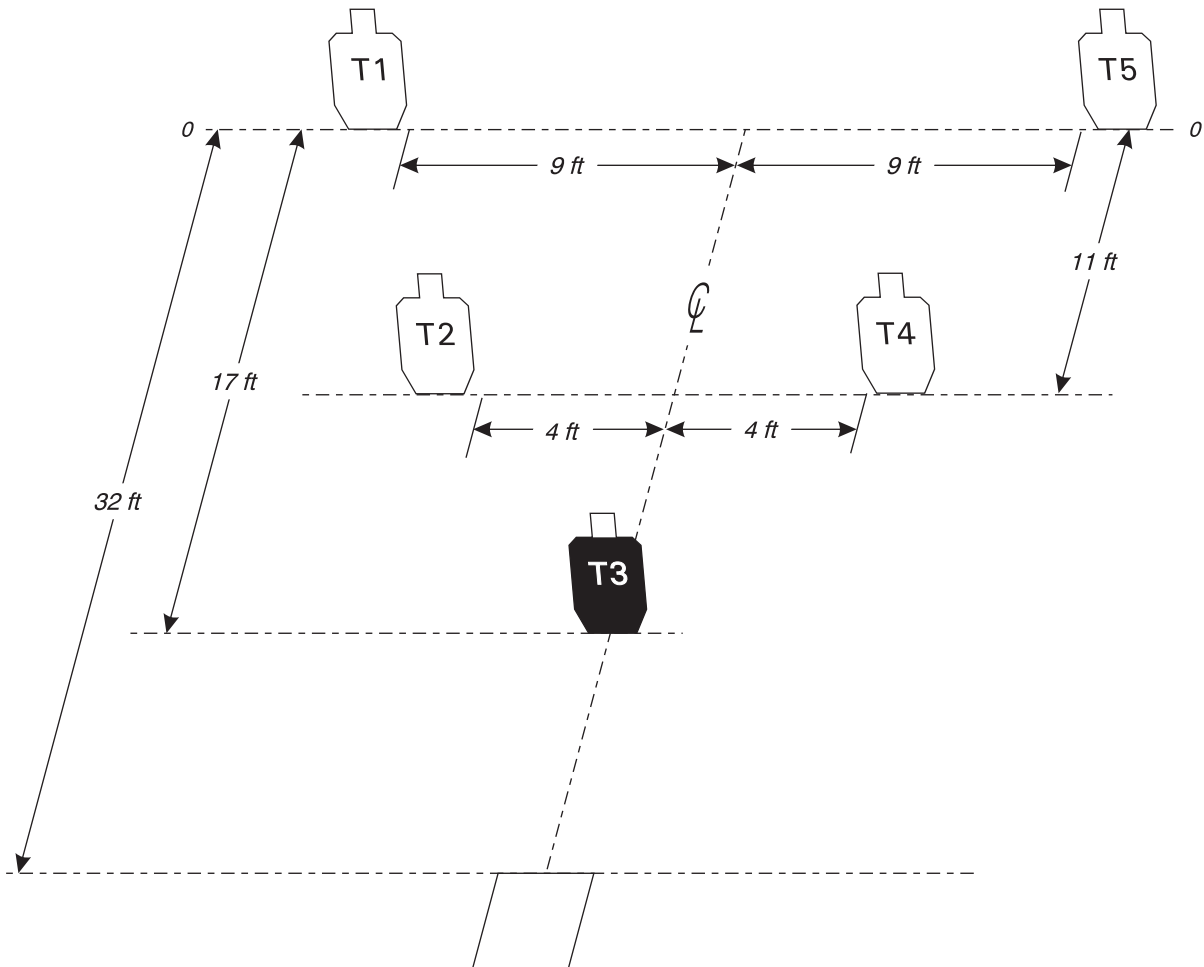
START POSITION: Standing facing downrange with hands relaxed at sides. Gun will be loaded and holstered.

STAGE PROCEDURE

Upon start signal, draw and engage T1 - T5 with only one round each from within shooting box, make a mandatory reload and reengage T1 - T5 with only one round each from within the shooting box.

SCORING

SCORING: Virginia Count, 10 rounds, 50 points
TARGETS: 5 Metric
SCORED HITS: Best 2/paper
START - STOP: Audible - Last Shot
PENALTIES: Per current edition of USPSA Handgun Competition Rules



SETUP NOTES: Shooting box is a standard 3 ft by 3 ft box.

