



LIPSA

Turtle Run

Special Thanks:

RULES: Practical Shooting Handbook, Latest Edition **Course Designer: Michael Linsalata**

START POSITION: Standing anywhere in shooting Area, wrists below belt. Gun loaded and holstered.
PCC start is gun loaded, safety on. Muzzle pointing down range. Butt touching belt.

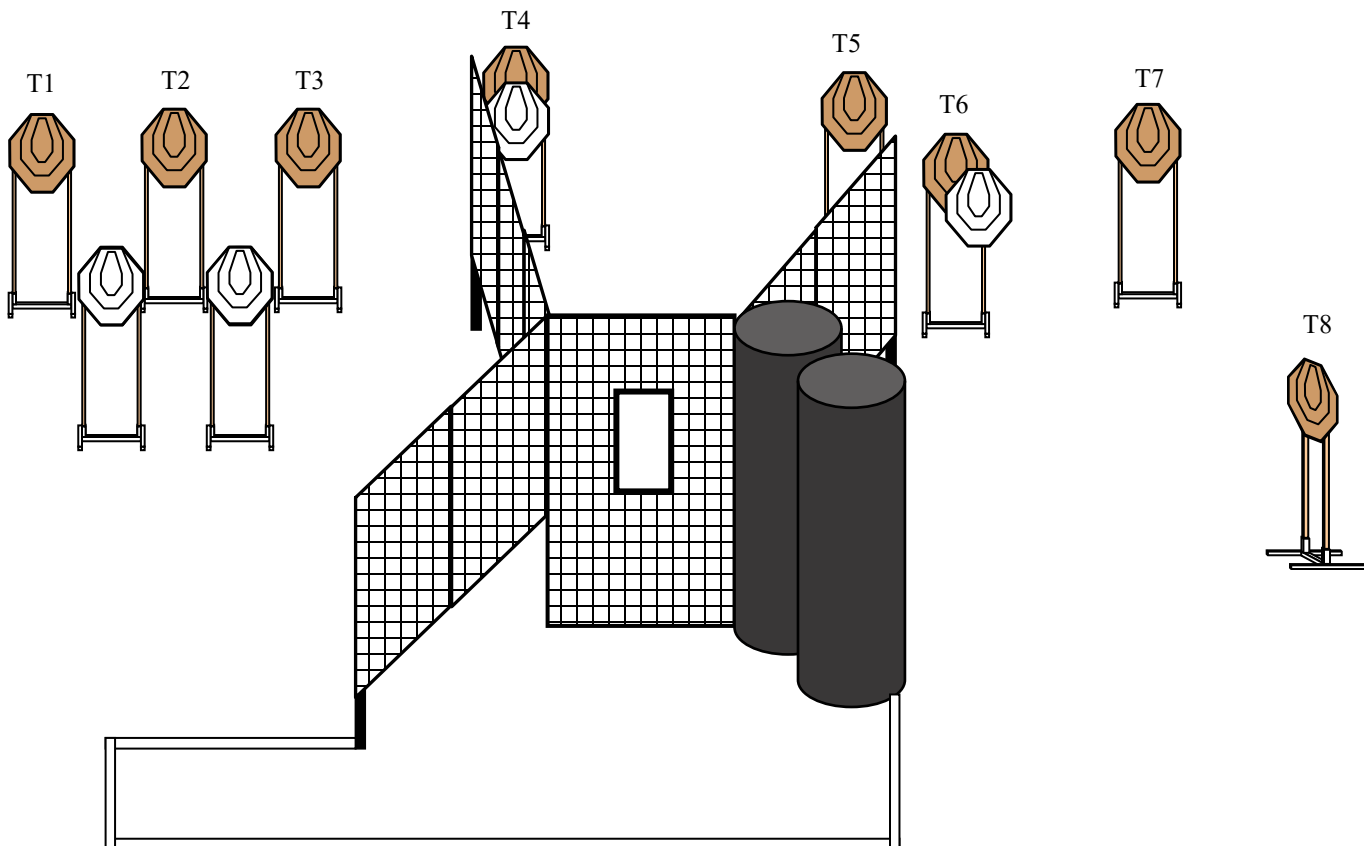
STAGE PROCEDURE

At signal, engage all targets and steel as they become visible from within the shooting area.

SCORING

SCORING: Comstock, 19 rounds, 95 points
TARGETS: 8 IPSC, 3 steel
SCORED HITS: Best 2 per USPSA, Steel Down = 1A
START-STOP: Audible-Last Shot

SS 1-3



Stage 1
(Pit 4)



LIPSA

Stick em Up

Special Thanks:

RULES: Practical Shooting Handbook, Latest Edition **Course Designer: Michael Linsalata**

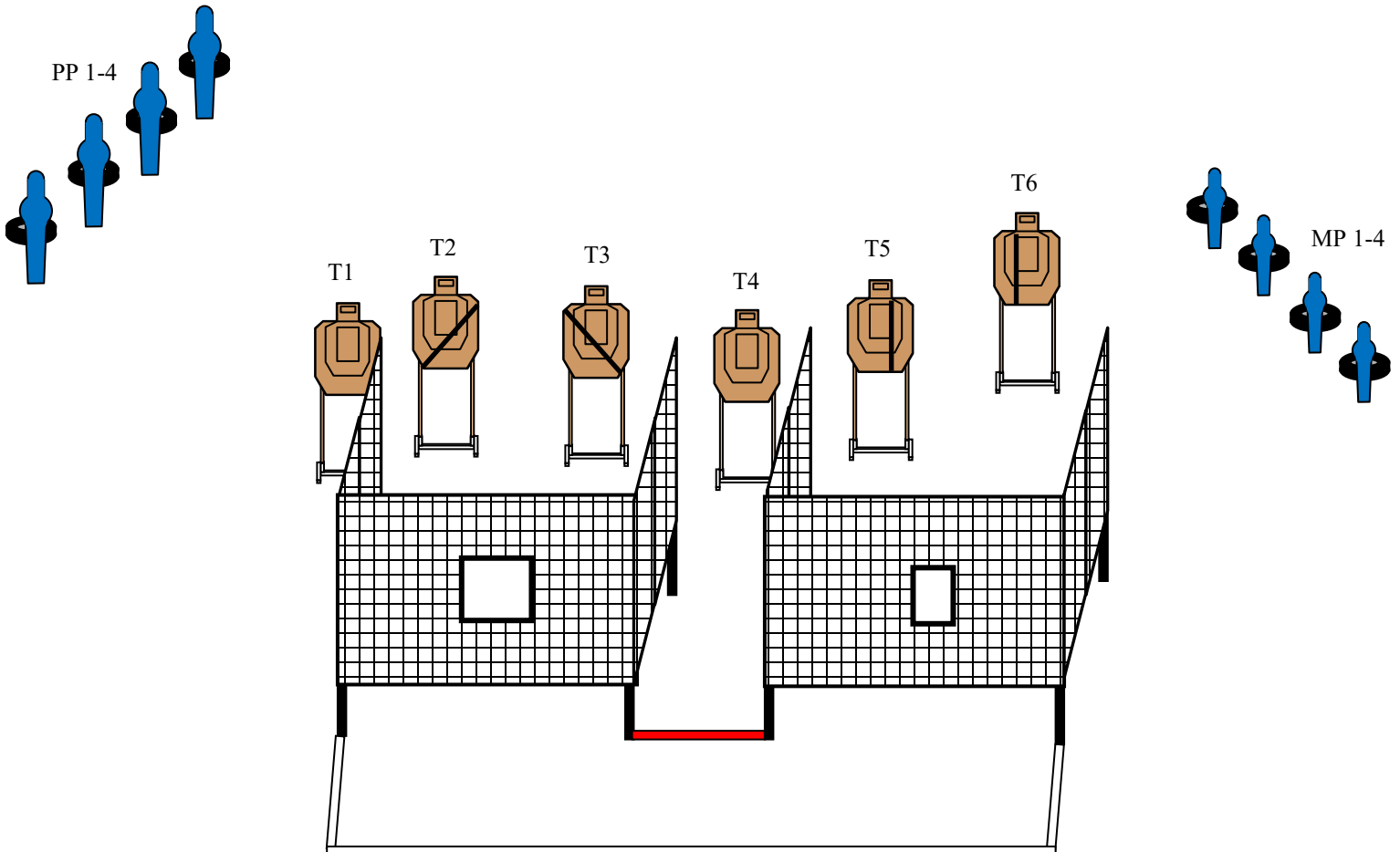
START POSITION: Standing with toes touching **RED** mark, wrists below belt. Gun loaded and holstered. PCC start is gun loaded, safety on. Muzzle pointing down range. Butt touching belt.

STAGE PROCEDURE

At signal, engage all targets and steel as they become visible from within the shooting area.

SCORING

SCORING: Comstock, 20 rounds, 100 points
TARGETS: 6 USPSA, 8 steel
SCORED HITS: Best 2 per USPSA, Steel Down = 1A
START-STOP: Audible-Last Shot



Stage 2
(Pit 5)



LIPSA

Slicing The Pie

Special Thanks:

RULES: Practical Shooting Handbook, Latest Edition **Course Designer: Michael Linsalata**

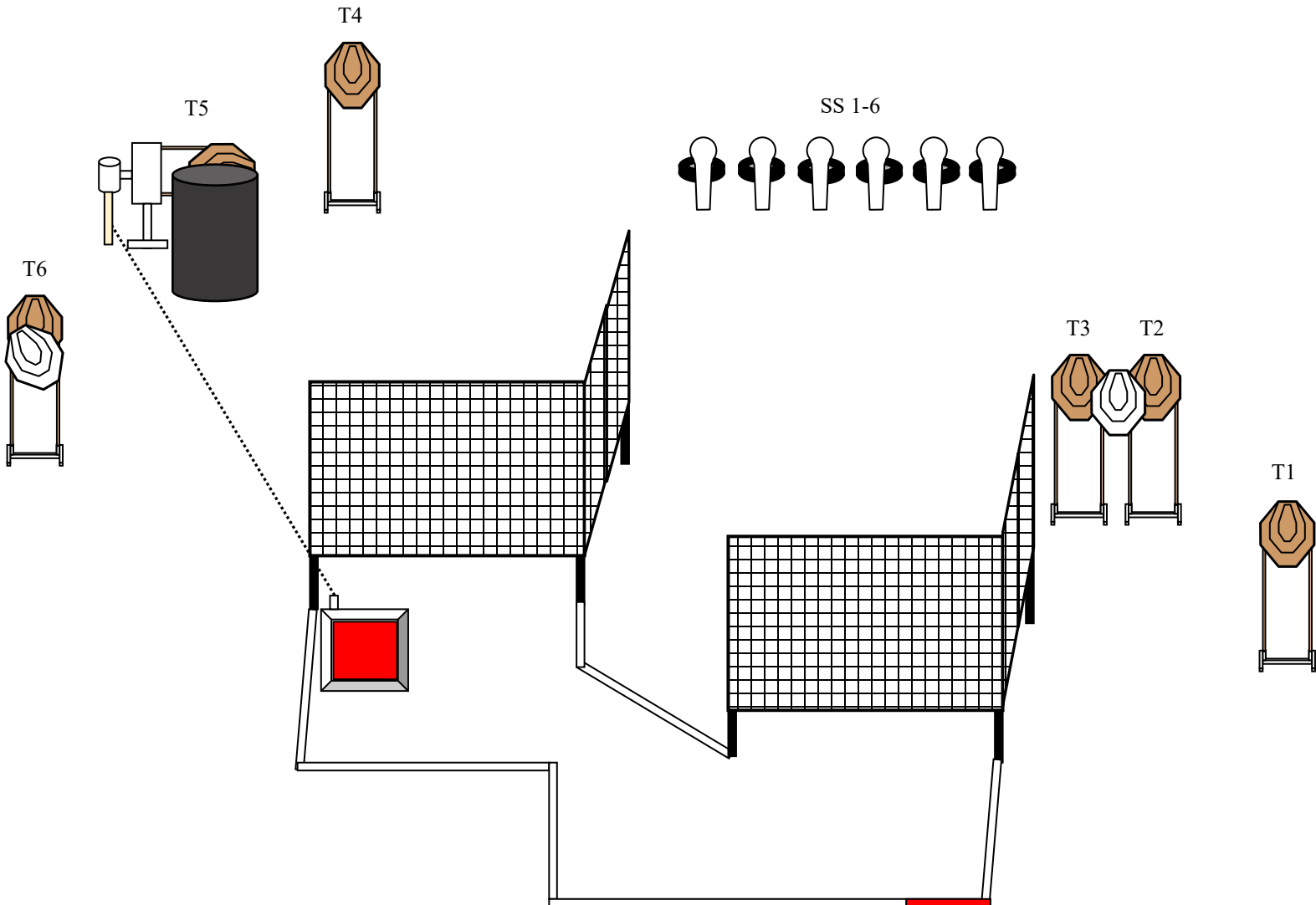
START POSITION: Standing with heels touching **RED** mark, wrists below belt. Gun loaded and holstered. PCC start is gun loaded, safety on. Muzzle pointing down range. Butt touching belt.

STAGE PROCEDURE

At signal, engage all targets and steel as they become visible from within the shooting area.
Stepping on pressure plate activates T5. T5 must be activated before being engaged.

SCORING

SCORING: Comstock, 18 rounds, 90 points
TARGETS: 6 IPSC, 6 steel
SCORED HITS: Best 2 per IPSC, Steel Down = 1A
START-STOP: Audible-Last Shot



Stage 3
(Pit 6)



LIPSA

Escape

Special Thanks:

RULES: Practical Shooting Handbook, Latest Edition **Course Designer: Michael Linsalata**

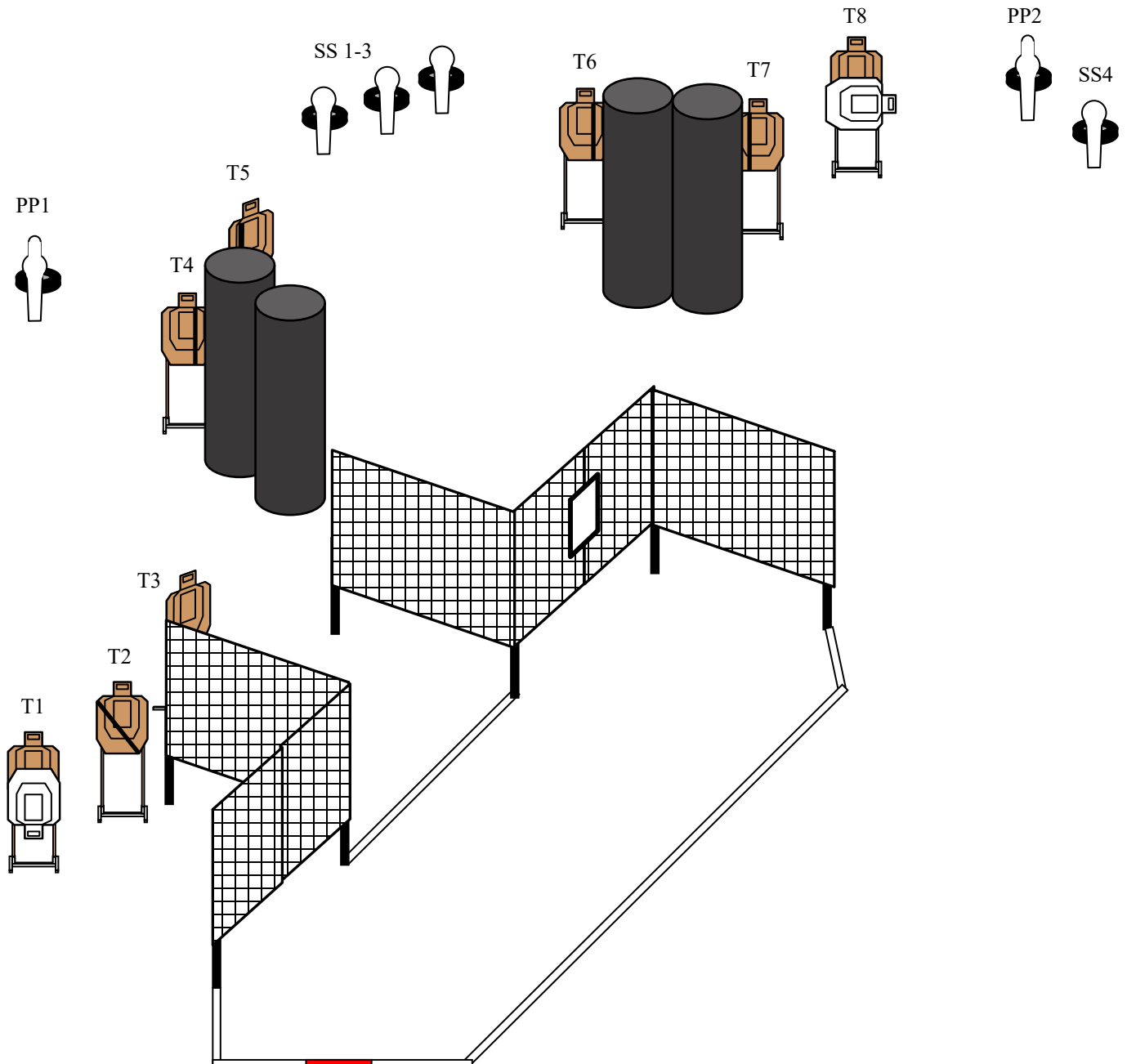
START POSITION: Standing with toes touching **RED** mark, wrists above shoulders. Gun loaded and holstered.
PCC start is gun loaded. Safety on. Held in strong hand with butt on belt. Weak wrist above shoulder.

STAGE PROCEDURE

At signal, engage all targets and steel as they become visible from within the shooting area.

SCORING

SCORING: Comstock, 22 rounds, 110 points
TARGETS: 8 USPSA, 6 steel
SCORED HITS: Best 2 per USPSA, Steel Down = 1A
START-STOP: Audible-Last Shot



Stage 4
(Pit 7)



LIPSA

Don't Interrupt

Special Thanks:

RULES: Practical Shooting Handbook, Latest Edition **Course Designer: Michael Linsalata**

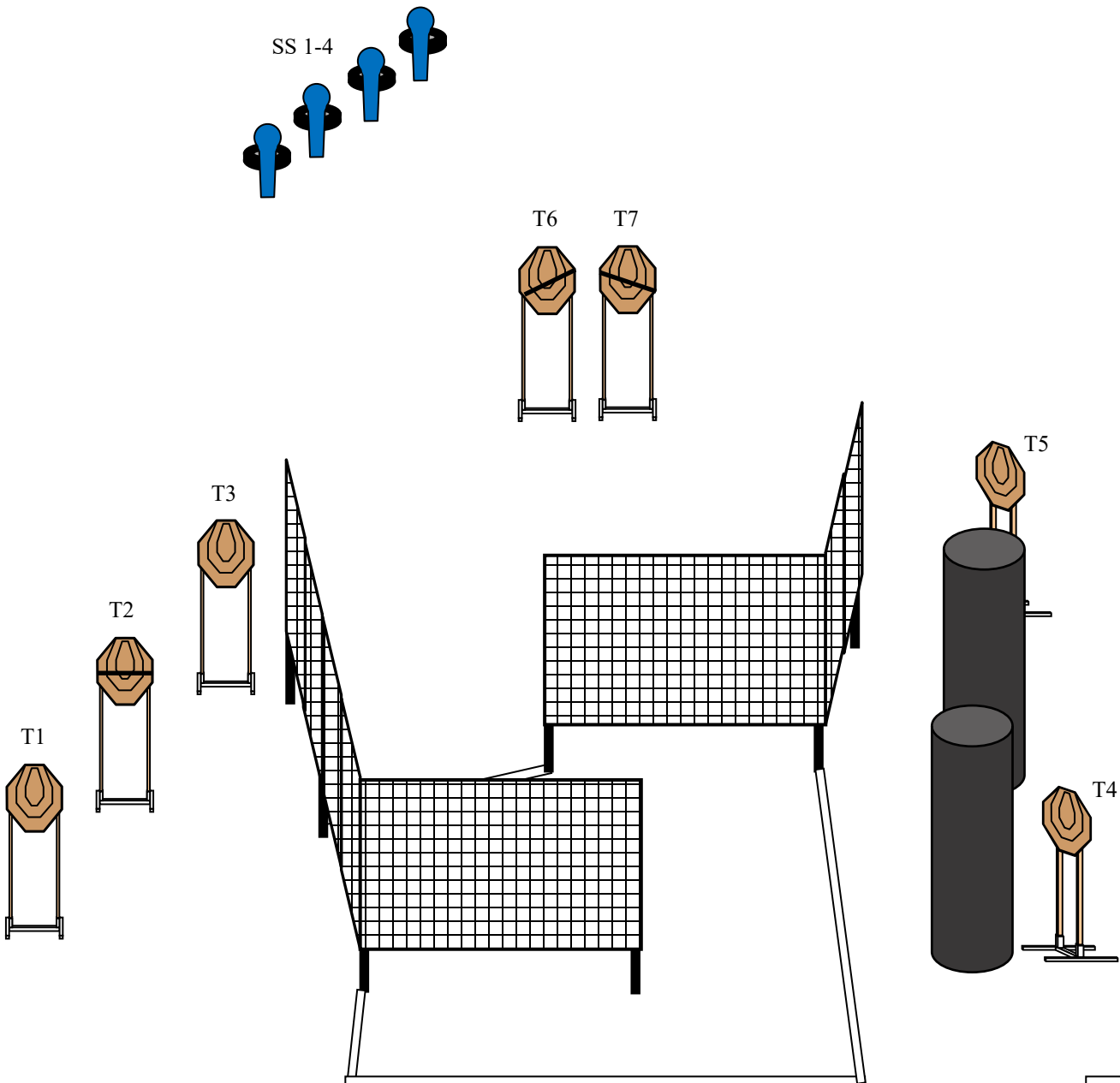
START POSITION: Standing anywhere in shooting Area, wrists below belt. Gun loaded and holstered.
PCC start is gun loaded, safety on. Muzzle pointing down range. Butt touching belt.

STAGE PROCEDURE

At signal, engage all targets and steel as they become visible from within the shooting area.

SCORING

SCORING: Comstock, 18 rounds, 90 points
TARGETS: 7 IPSC, 4 steel
SCORED HITS: Best 2 per IPSC, Steel Down = 1A
START-STOP: Audible-Last Shot



Stage 5
(Pit 8)



CM 13-04

The Roscoe Rattle

RULES: USPSA Handgun Competition Rules, Current Edition **COURSE DESIGNER:** Robert Porter

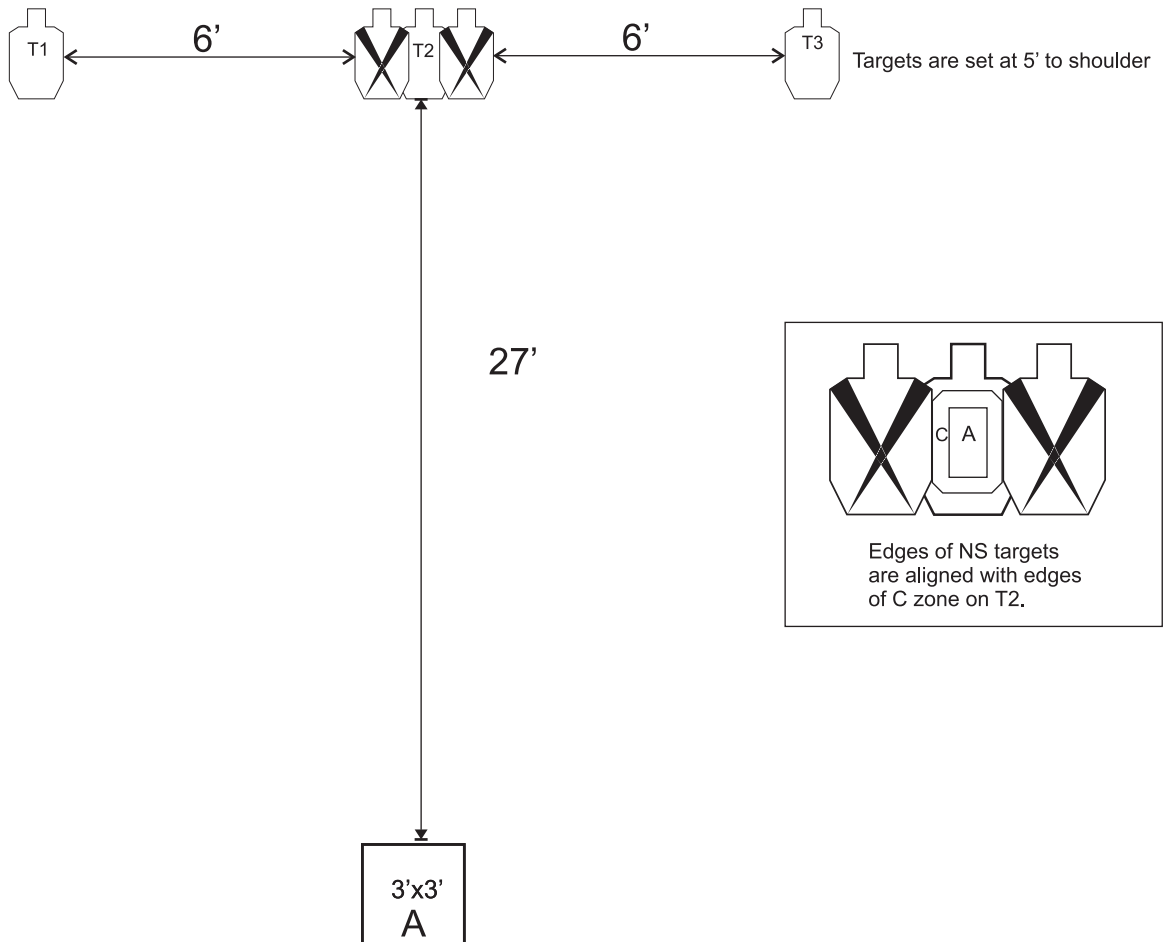
START POSITION: Standing in Area A, facing uprange, fingers touching head above ears. Gun loaded and holstered.

STAGE PROCEDURE

String 1: On signal, turn and engage T2 with 6 rounds only, from within area A.
String 2: On signal, turn and engage T1 with 6 rounds only. Perform a mandatory reload and engage T3 with six rounds only. All shots fired from within area A.

SCORING

SCORING: Virginia Count, 18 rounds, 90 points
TARGETS: 3 Metric
SCORED HITS: Best 6/paper
START - STOP: Audible - Last shot
PENALTIES: Per current edition of USPSA Handgun Competition Rules



SETUP NOTES: Edges of no-shoot targets are aligned with edges of C zone on T2. All targets are set at 5 feet at shoulders. Spacing is 6 feet, edge to edge.





LIPSA

BBQ Blast

Special Thanks: We should have a real BBQ Blast after the match. Just sayin'

RULES: Practical Shooting Handbook, Latest Edition **Course Designer:** **Michael Linsalata**

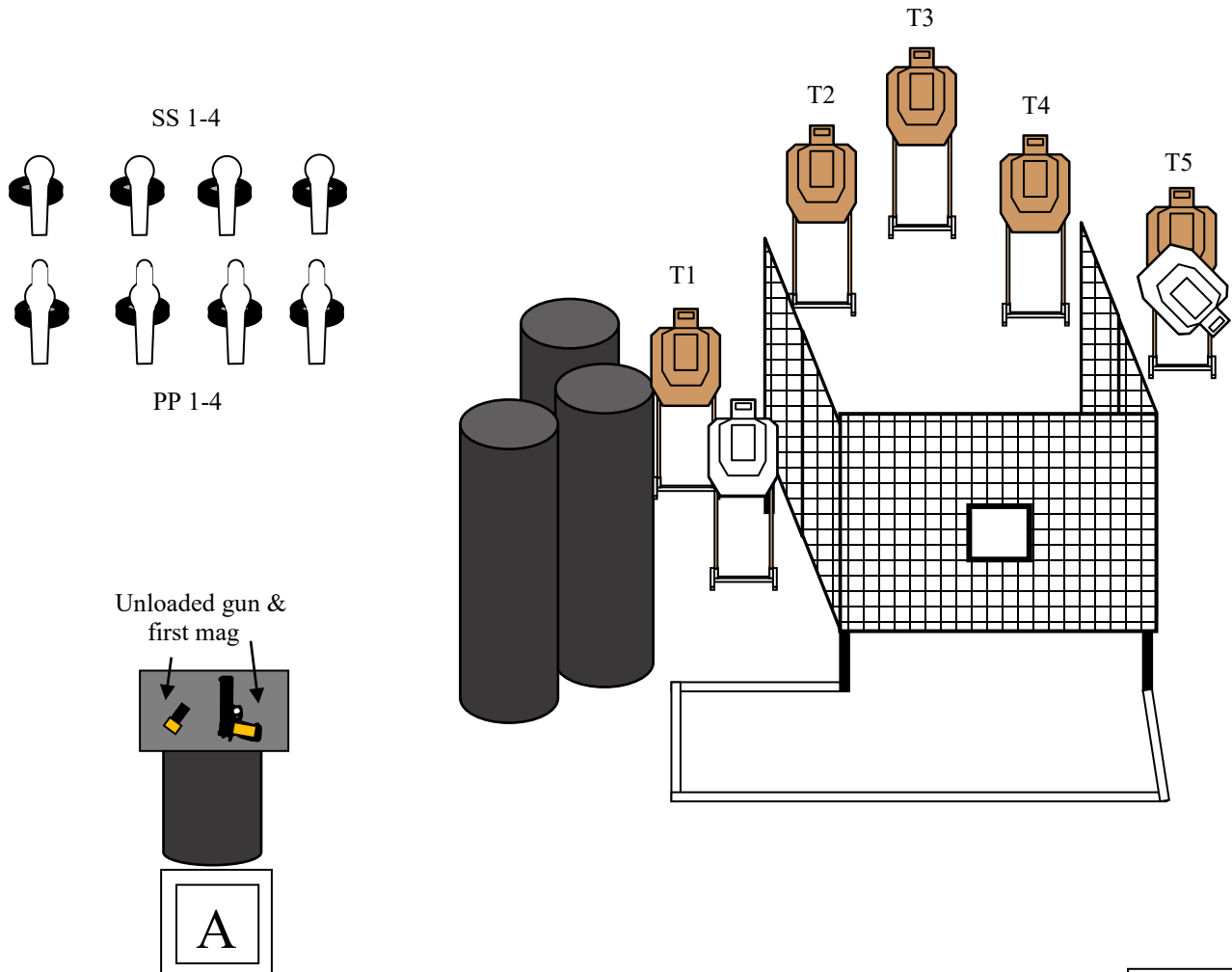
START POSITION: Standing in Box A, wrists above shoulders. Unloaded gun and first mag on table.
PCC has same start position.

STAGE PROCEDURE

At signal, pick up and load gun with mag from table. Then engage all targets and steel as they become visible from within the two shooting areas.

SCORING

SCORING: Comstock, 18 rounds, 90 points
TARGETS: 5 USPSA, 8 steel
SCORED HITS: Best 2 per USPSA, Steel Down = 1A
START-STOP: Audible-Last Shot



Stage 7
(Pit 10)



LIPSA

Hyden Seek

Special Thanks: David Hyden

RULES: Practical Shooting Handbook, Latest Edition **Course Designer: Michael Linsalata**

START POSITION: Standing anywhere in shooting area, wrists below belt. Gun loaded and holstered.
PCC start is gun loaded. Safety on. Muzzle pointed down range. Butt touching belt.

STAGE PROCEDURE

At signal, engage all targets and steel as they become visible from within the shooting area.

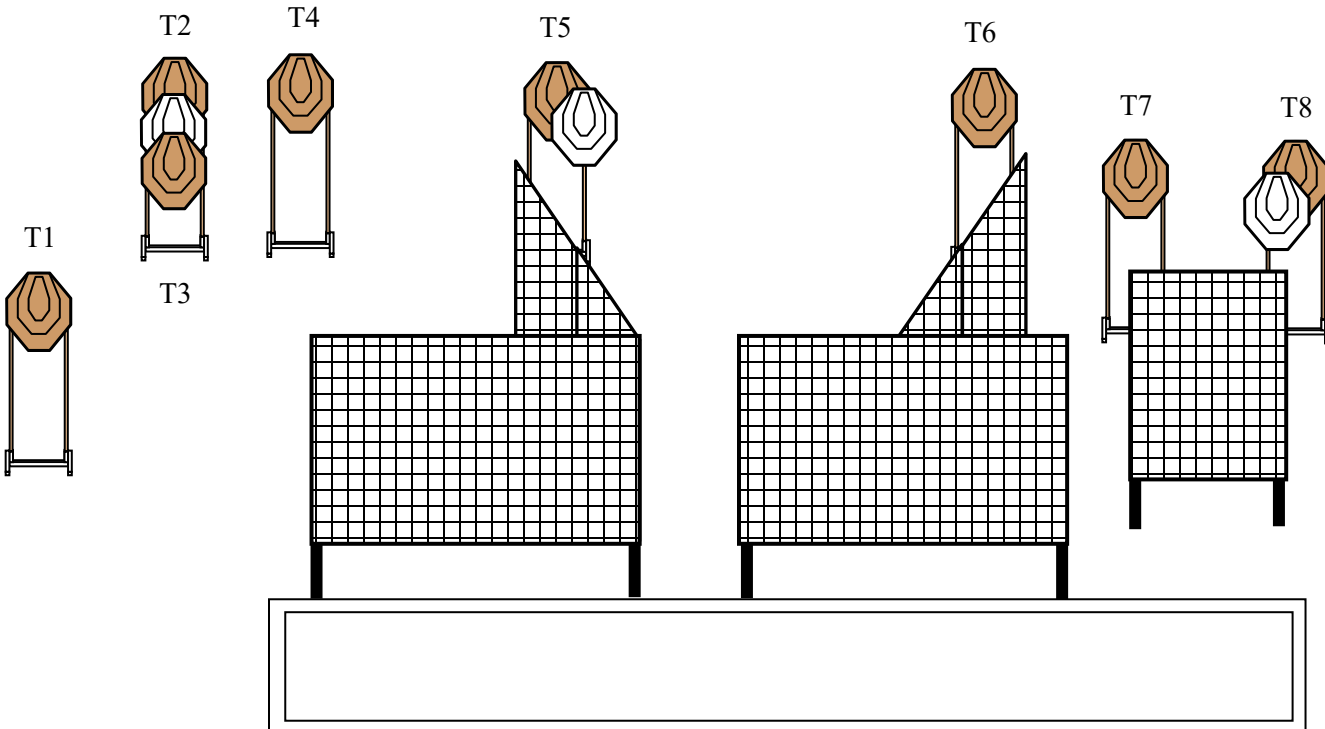
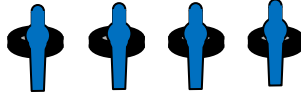
SCORING

SCORING: Comstock, 21 rounds, 105 points
TARGETS: 8 IPSC, 5 steel
SCORED HITS: Best 2 per IPSC, steel down=1A
START-STOP: Audible-Last Shot

PP1



MP 1-4



Stage 8
(Pit 11)