

# PCC



## LIPSA

# House of Pain

Special Thanks:

RULES: Practical Shooting Handbook, Latest Edition Course Designer: Michael Linsalata

**START POSITION:** Standing anywhere in house. PCC start is gun loaded. Safety on. Muzzle pointed down range. Butt touching belt.

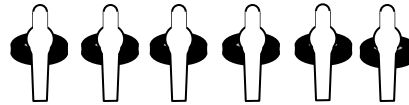
### STAGE PROCEDURE

At signal, engage all targets and steel as they become visible from within the shooting area. (The house is the shooting area. Not the Deck).

### SCORING

**SCORING:** Comstock, 28 rounds, 140 points  
**TARGETS:** 10 USPSA, 8 steel  
**SCORED HITS:** Best 2 per USPSA, steel down= 1A  
**START-STOP:** Audible-Last Shot

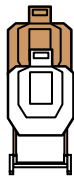
PP 1-6




T2



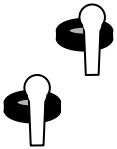
T3



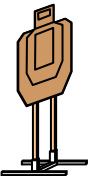
T8



SS 1-2



T1



T4



T5

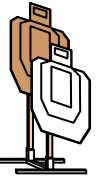
T6



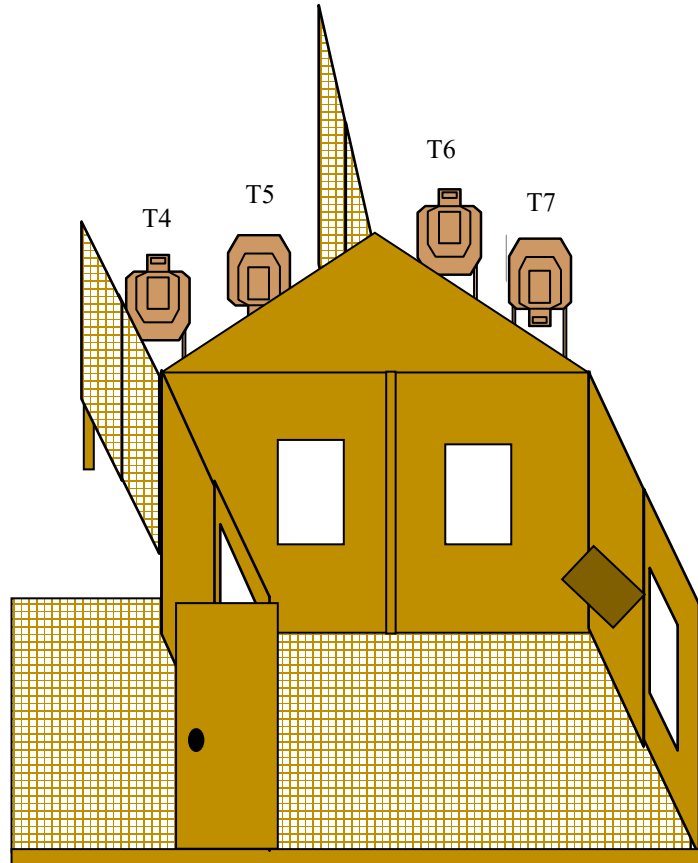
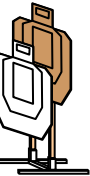
T7



T9



T10



**Special Instructions:** T4-T7 should be low to the ground

## Stage 1

# PCC



# LIPSA

# Safari, So Good!

Special Thanks: Safariland, 2012 Rio Salado Classic

RULES: Practical Shooting Handbook, Latest Edition Course Designer: **Michael Linsalata**

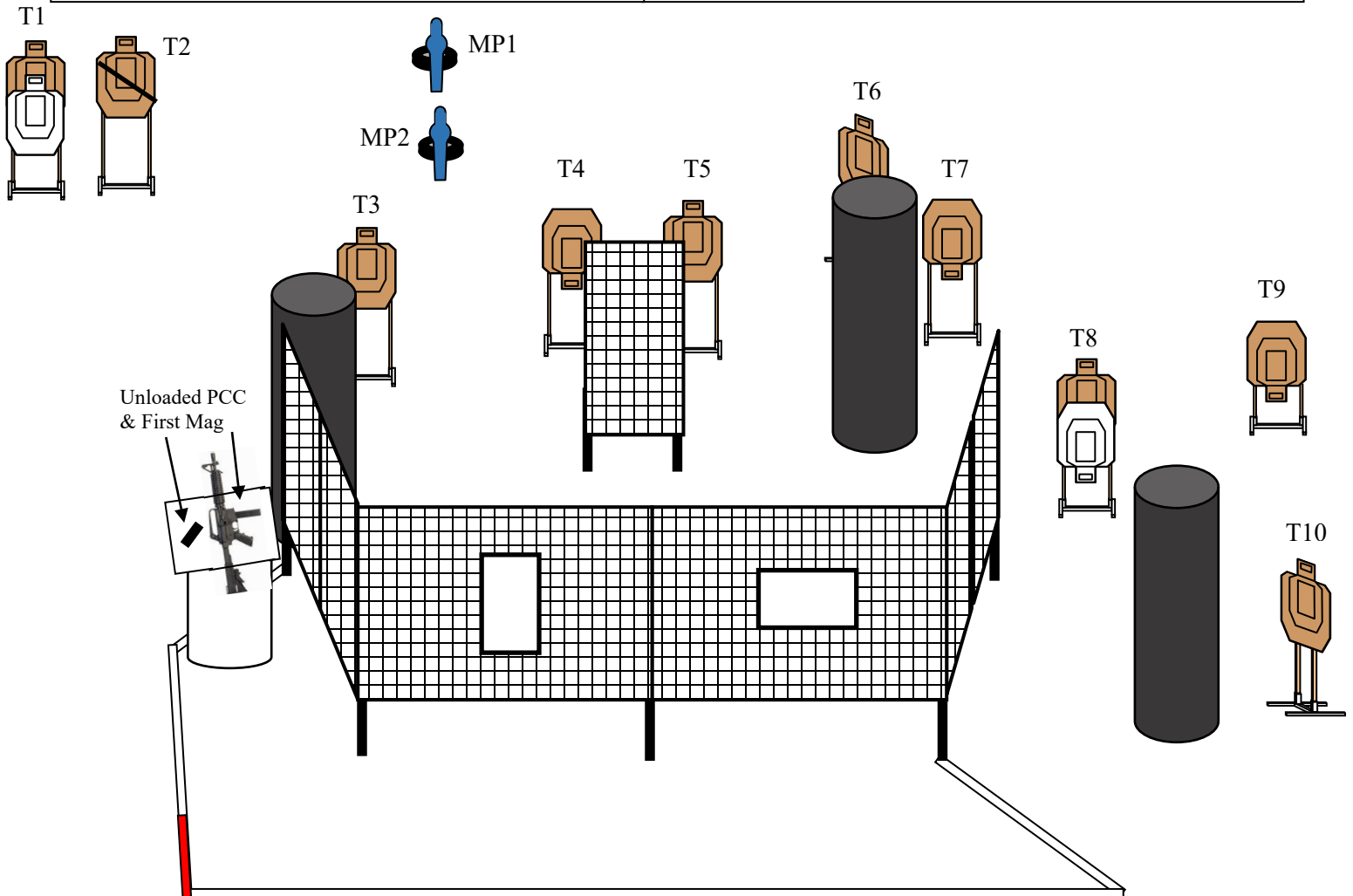
**START POSITION:** Standing with toes touching **Red** mark, wrists below belt. Unloaded PCC and first mag on table.

### STAGE PROCEDURE

At signal, pick up and load gun with mag from table. Then engage all targets and steel as they become visible from within the fault lines.

### SCORING

**SCORING:** Comstock, 22 rounds, 110 points  
**TARGETS:** 10 USPSA, 2 steel  
**SCORED HITS:** Best 2 per USPSA, steel down=1A  
**START-STOP:** Audible-Last Shot



**Stage 2**

# PCC



## LIPSA

# Steel Jalise's Thunder

Special Thanks: [jalise\\_williams\\_shooting](#)

RULES: Practical Shooting Handbook, Latest Edition Course Designer: **Michael Linsalata**

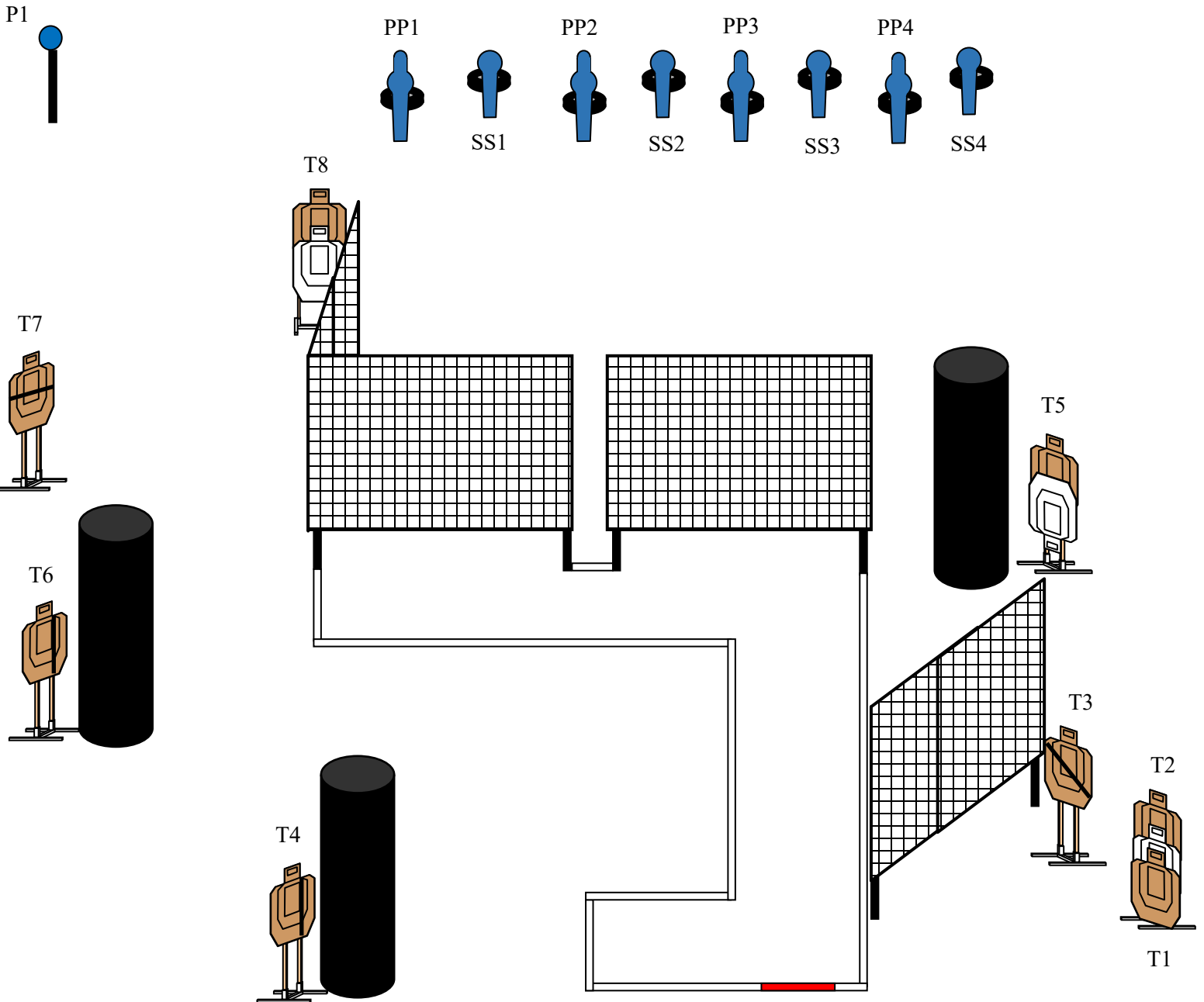
**START POSITION:** Standing with toes touching **RED** mark. PCC start is gun loaded. Safety on. Held in strong hand. Butt on belt. Weak wrist above shoulder.

### STAGE PROCEDURE

At signal, engage all targets and steel as they become visible from within the shooting area.

### SCORING

**SCORING:** Comstock, 25 rounds, 125 points  
**TARGETS:** 8 USPSA, 9 steel  
**SCORED HITS:** Best 2 per USPSA, Steel Down = 1A  
**START-STOP:** Audible-Last Shot



**Stage 3**

PCC



LIPSA

# The Upside Down

**RULES:** Practical Shooting Handbook, Latest Edition **Course Designer:** Michael Linsalata

**START POSITION:** Standing anywhere in shooting Area. PCC start is gun loaded, safety on. Muzzle pointing down range. Butt touching belt.

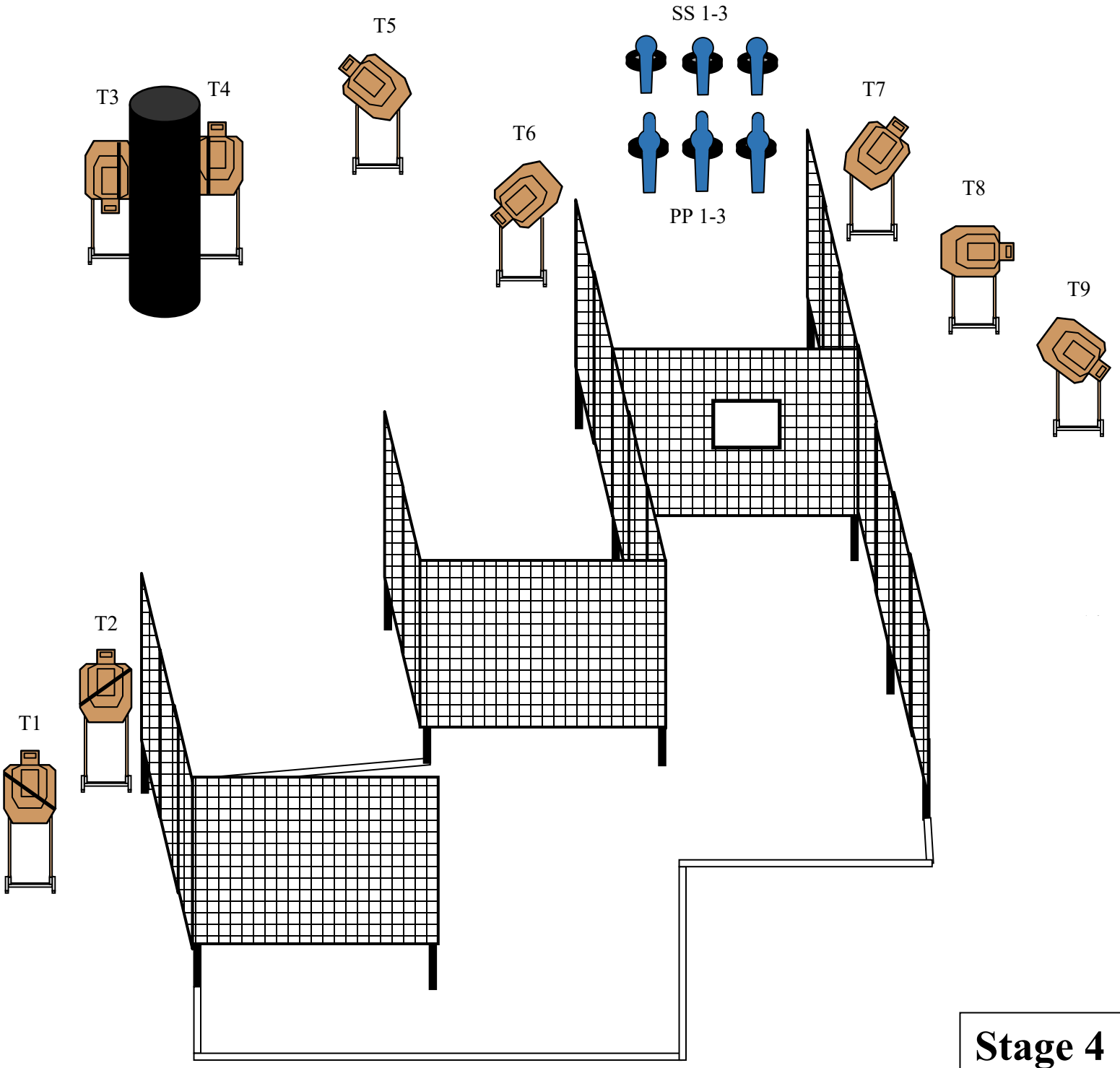
### STAGE PROCEDURE

At signal, engage all targets and steel as they become visible from within the shooting area.

Special Thanks; Stranger Things

### SCORING

**SCORING:** Comstock, 24 rounds, 120 points  
**TARGETS:** 9 USPSA, 6 steel  
**SCORED HITS:** Best 2 per USPSA, steel down=1A  
**START-STOP:** Audible-Last Shot



**Stage 4**



Special Thanks:

**RULES:** Practical Shooting Handbook, Latest Edition **Course Designer: Michael Linsalata**

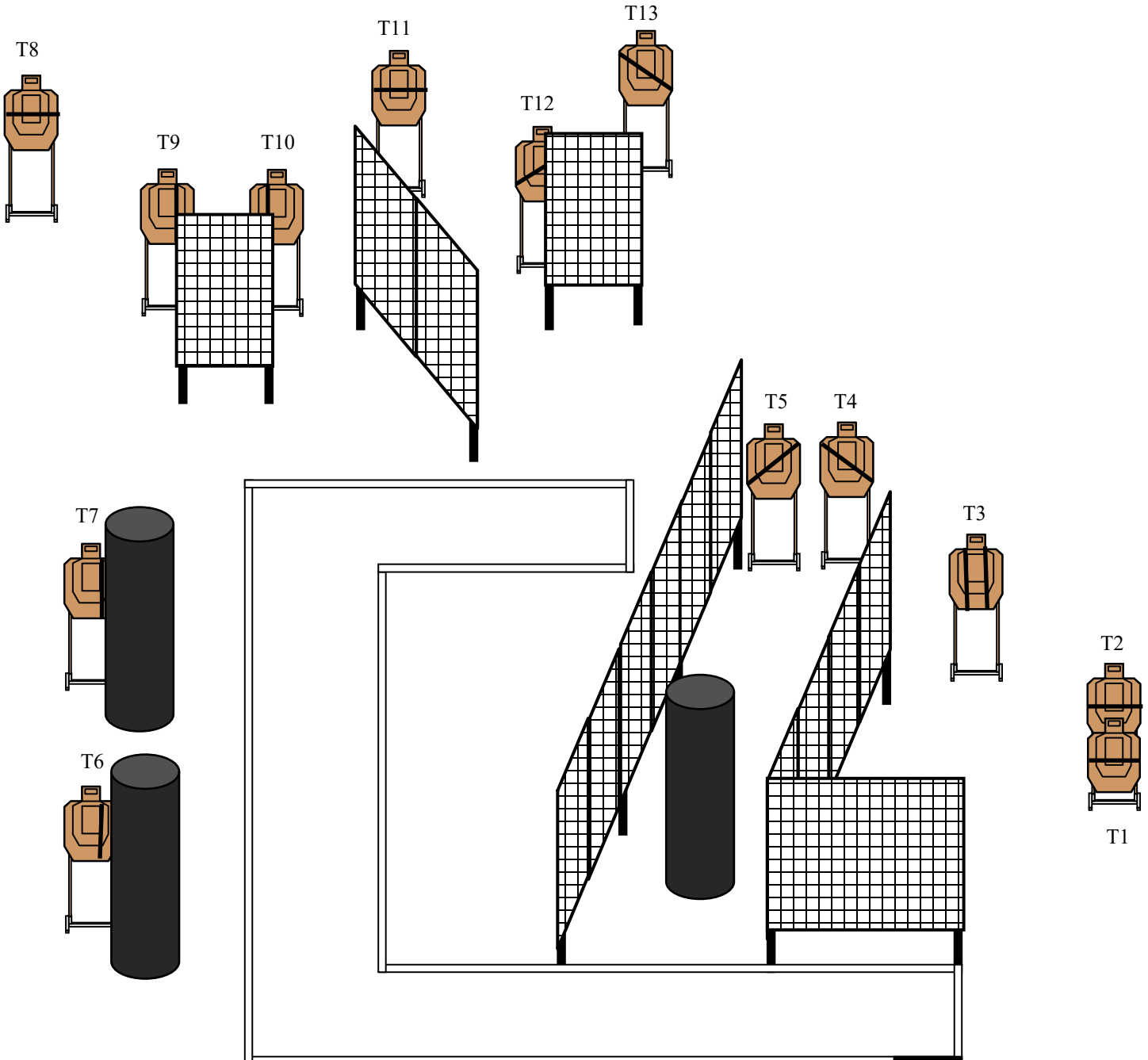
**START POSITION:** Standing with heels touching **BLACK** mark, wrists below belt. Gun loaded and holstered. PCC start is gun loaded, safety on. Pointing down range. Butt of gun touching belt.

### STAGE PROCEDURE

At signal, engage all targets as they become visible from within the shooting area.

### SCORING

**SCORING:** Comstock, 26 rounds, 130 points  
**TARGETS:** 13 USPSA  
**SCORED HITS:** Best 2 per USPSA  
**START-STOP:** Audible-Last Shot



# PCC



# LIPSA

# Starlight

Special Thanks:

**RULES:** Practical Shooting Handbook, Latest Edition **Course Designer: Michael Linsalata**

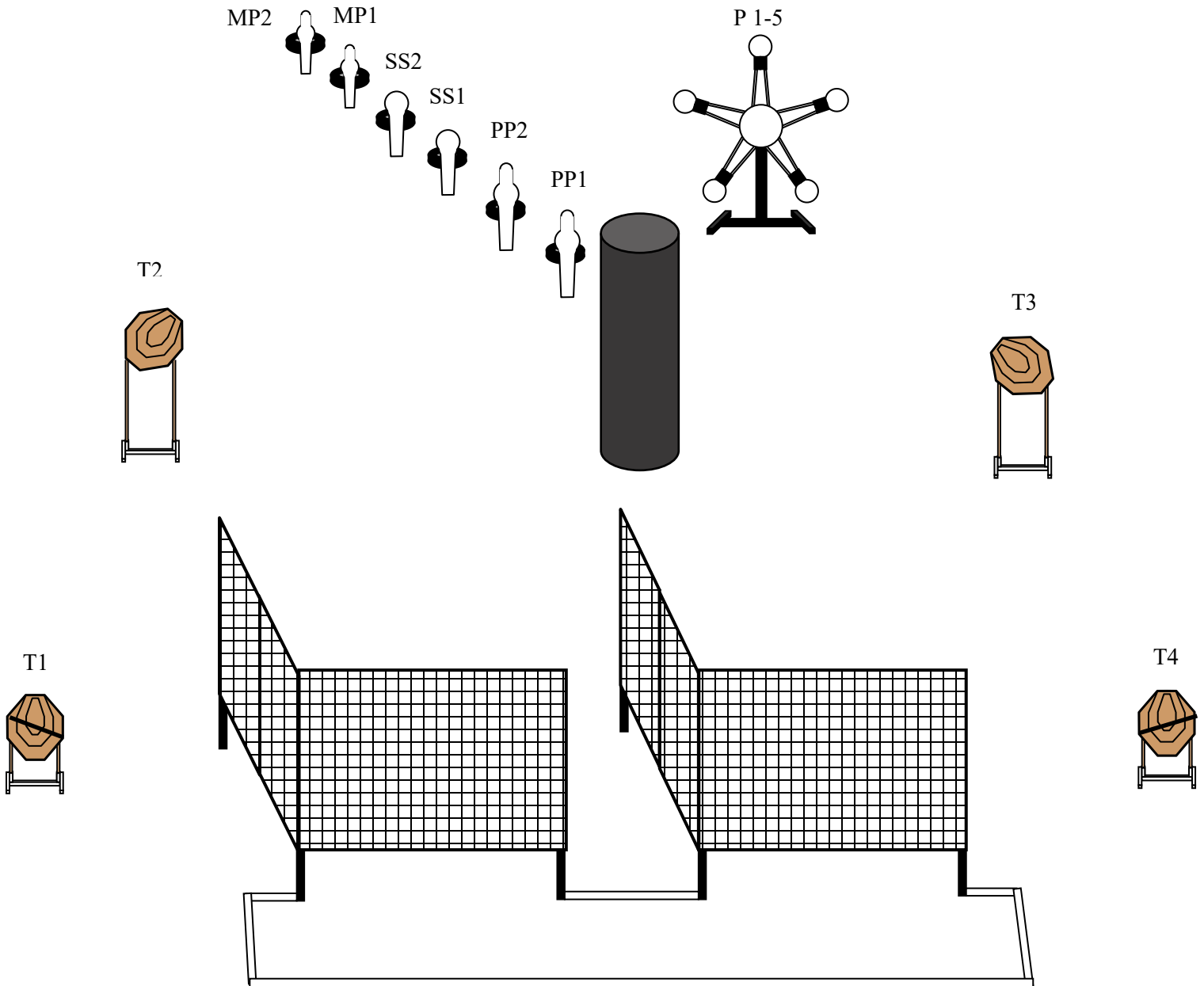
**START POSITION:** Standing anywhere in shooting area. PCC start is gun loaded, safety on. Muzzle pointing down range. Butt touching belt.

### STAGE PROCEDURE

At signal, engage all targets and steel as they become visible from within the fault lines.

### SCORING

**SCORING:** Comstock, 19 rounds, 95 points  
**TARGETS:** 4 IPSC, 11 steel  
**SCORED HITS:** Best 2 per IPSC, Steel Down = 1A  
**START-STOP:** Audible-Last Shot



**Stage 6**



Special Thanks: @cisforchris, facebook

RULES: Practical Shooting Handbook, Latest Edition Course Designer: **Michael Linsalata**

**START POSITION:** Standing with both feet outside of shooting area, toes touching **RED** mark. PCC start is gun loaded, safety on. Muzzle pointing down range. Butt touching belt.

### STAGE PROCEDURE

At signal, engage all targets and steel as they become visible from within the shooting area.

### SCORING

**SCORING:** Comstock, 28 rounds, 140 points  
**TARGETS:** 13 IPSC, 2 steel  
**SCORED HITS:** Best 2 per IPSC, Steel Down = 1A  
**START-STOP:** Audible-Last Shot

