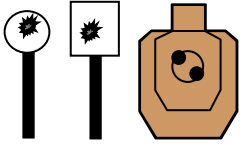


Action Shooting Match



LIPSA

Rob's Rumble

RULES: Practical Shooting Handbook, Latest Edition **Course Designer:** Michael Linsalata

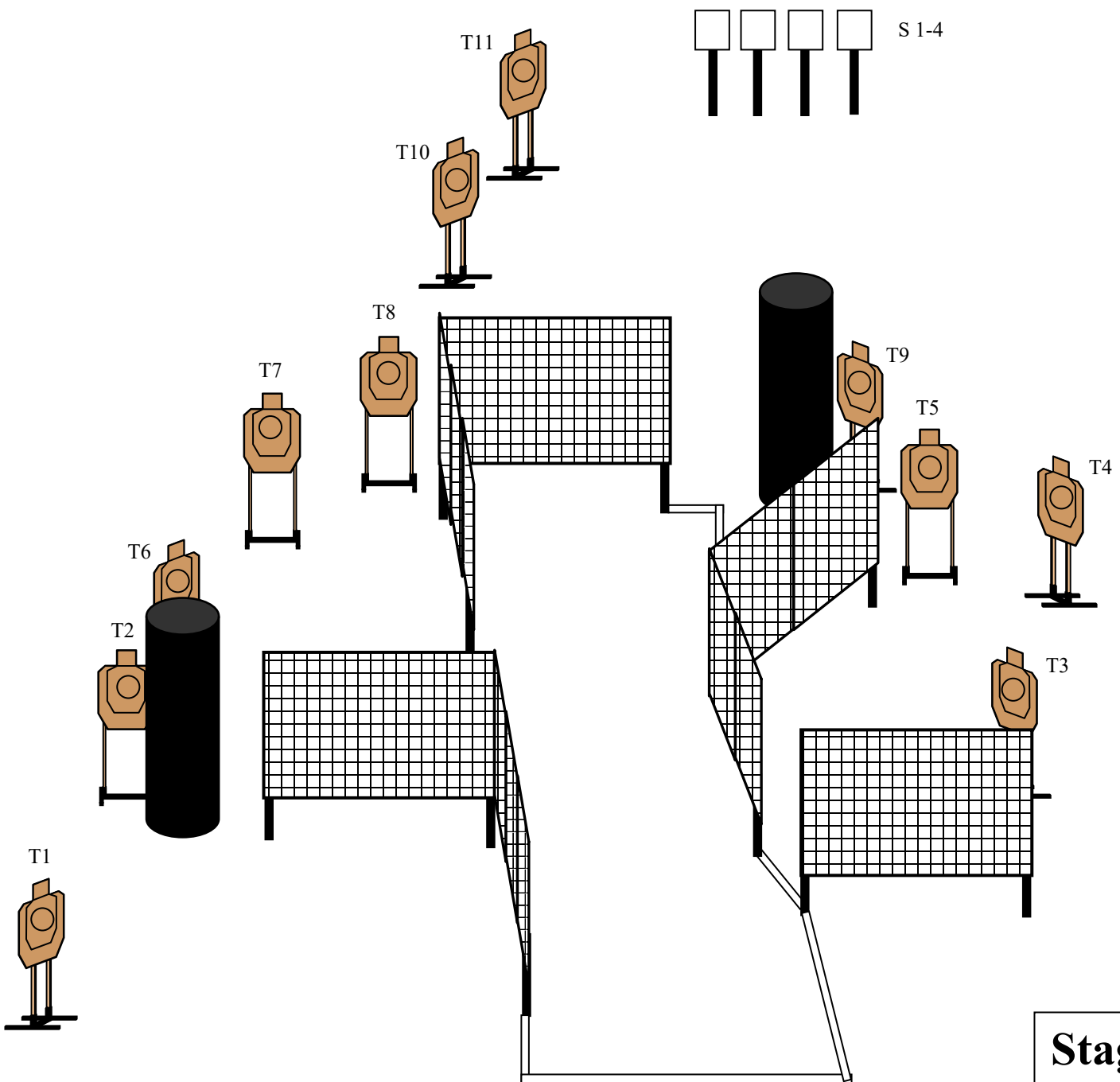
START POSITION: Standing anywhere in shooting Area, wrists below belt. Gun loaded and holstered. Rifle start is gun loaded. Safety on. Held at Low Ready. 22 pistol can be holstered or held at Low Ready.

STAGE PROCEDURE

At signal, engage all targets and steel as they become visible from within the shooting area.

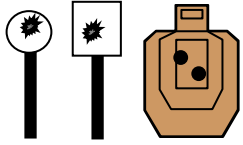
SCORING

SCORING: 26 rounds
TARGETS: 11 USPSA, 4 steel
SCORED HITS: A+0, C+1 sec, D+3 sec, hit on steel (static)
START-STOP: Audible-Last Shot



Stage 1

Action Shooting Match



LIPSA

Saving Static Steel

RULES: Practical Shooting Handbook, Latest Edition **Course Designer:** Michael Linsalata

START POSITION: Standing anywhere in shooting Area, wrists below belt. Gun loaded and holstered. Rifle start is gun loaded. Safety on. Held at Low Ready. 22 pistol can be holstered or held at Low Ready.

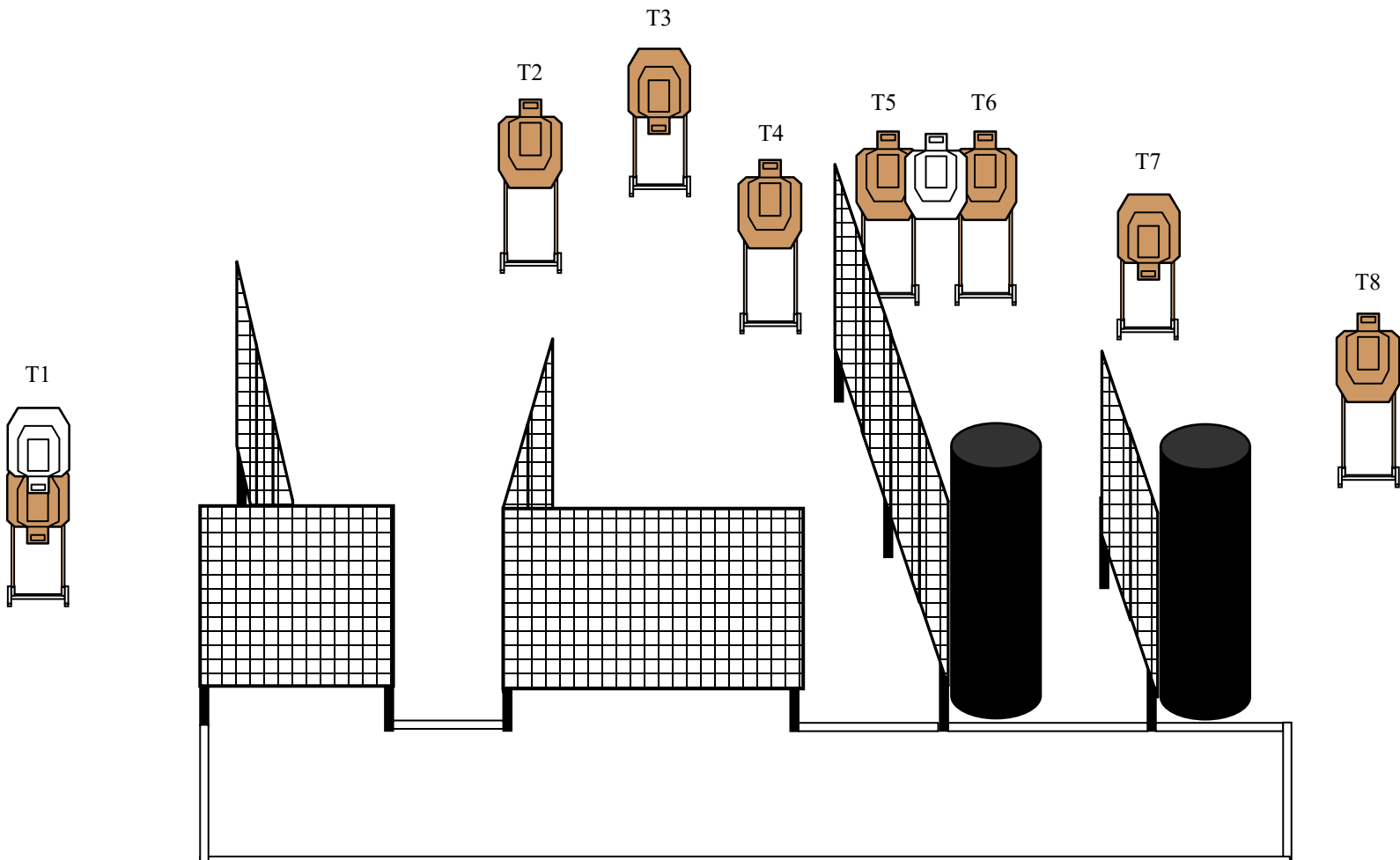
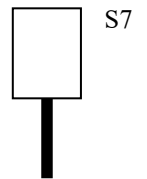
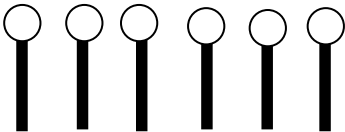
STAGE PROCEDURE

At signal, engage all targets and steel as they become visible from within the shooting area.

SCORING

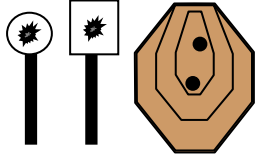
SCORING: 23 rounds
TARGETS: 8 USPSA, 7 steel
SCORED HITS: A+0, C+1 sec, D+3 sec, hit on steel (static)
START-STOP: Audible-Last Shot

S 1-6



Stage 2

Action Shooting Match



LIPSA

27 Days

Special Thanks:

RULES: Practical Shooting Handbook, Latest Edition **Course Designer: Michael Linsalata**


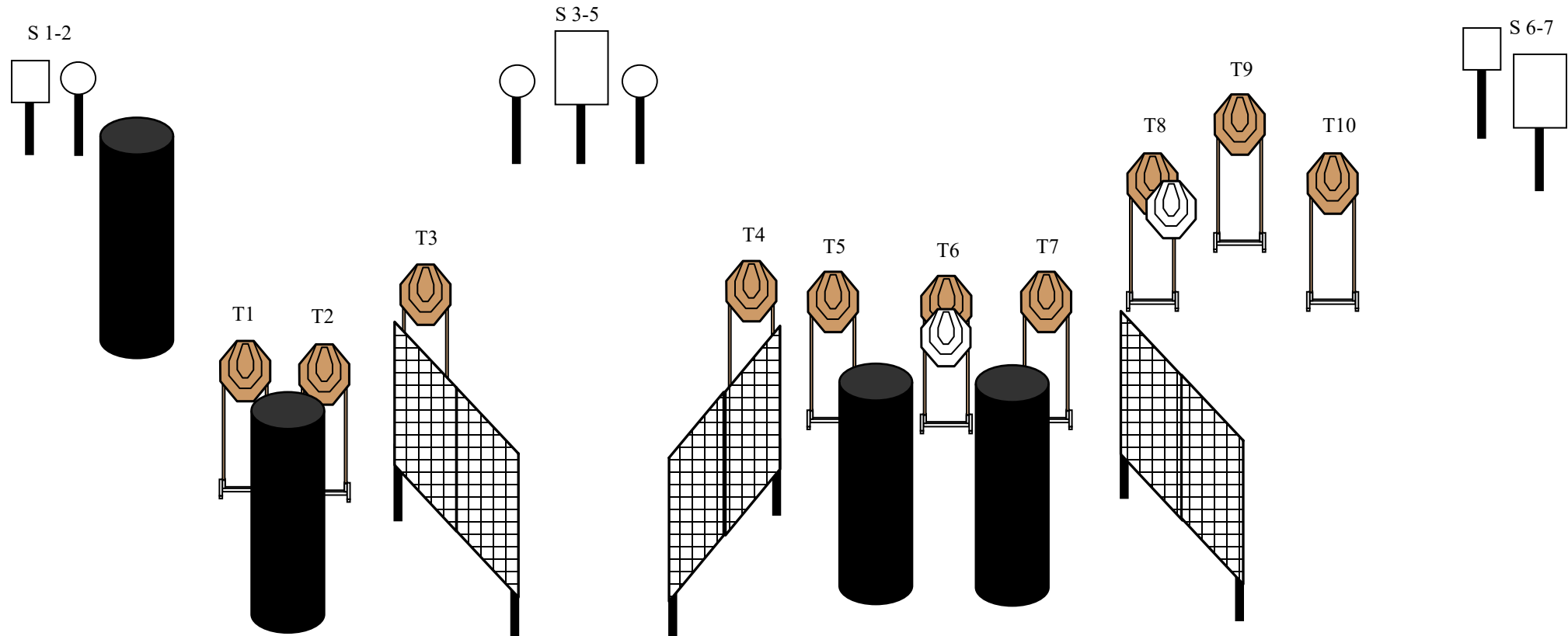
START POSITION: Standing anywhere in shooting area, wrists below belt. Gun loaded and Holstered. Rifle start is gun loaded. Safety on. Held at Low Ready. 22 pistol can be holstered or held at Low Ready.

STAGE PROCEDURE

At signal, engage all targets and steel as they become visible from within the shooting area.

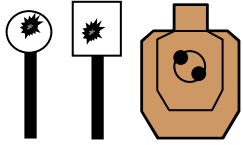
SCORING

SCORING: 27 rounds
TARGETS: 10 USPSA, 7 steel
SCORED HITS: A+0, C+1 sec, D+3 sec, hit on steel (Static)
START-STOP: Audible-Last Shot



Stage 3

Action Shooting Match



LIPSA

No Swingers Here

RULES: Practical Shooting Handbook, Latest Edition Course Designer: **Michael Linsalata**

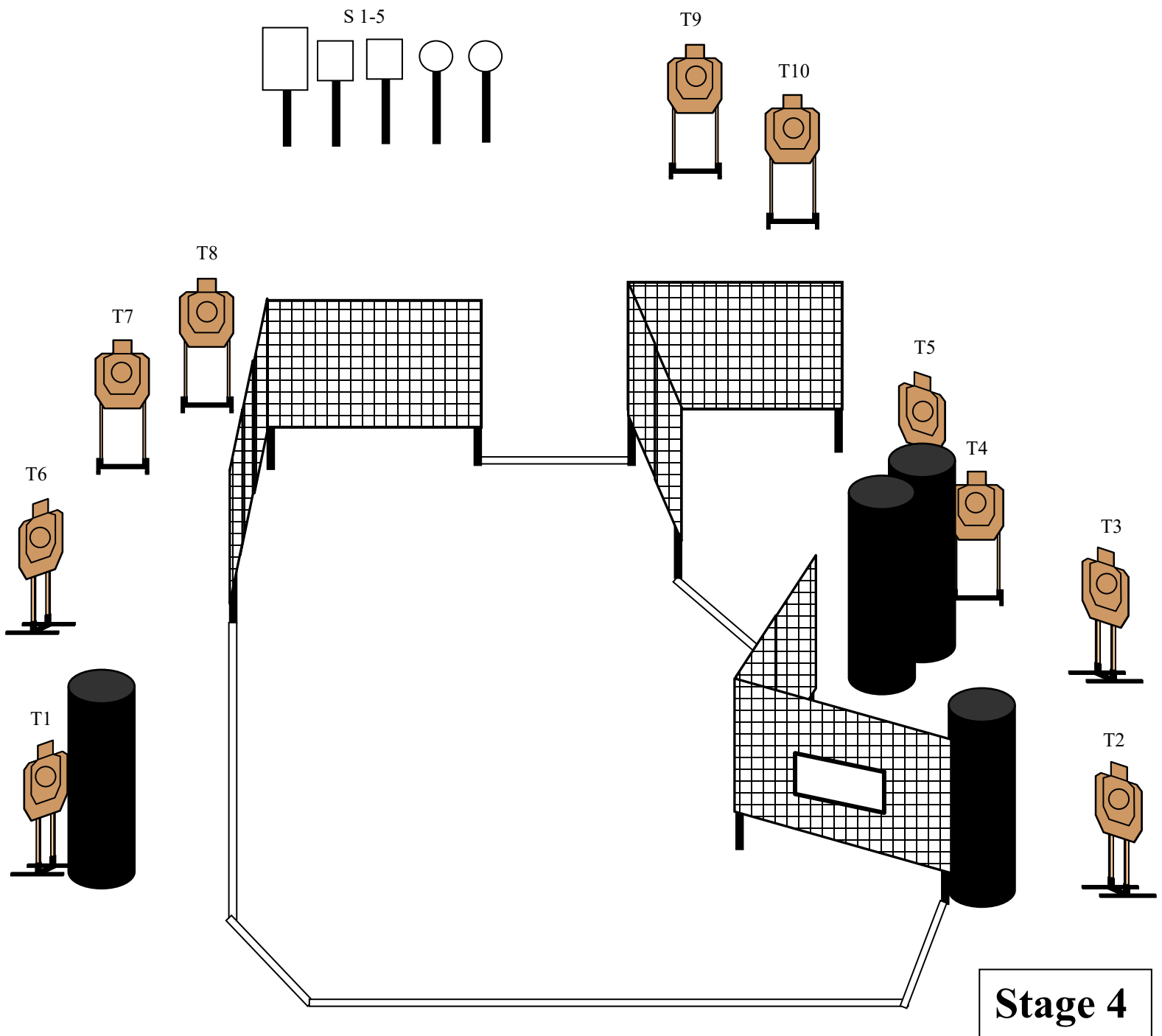
START POSITION: Standing anywhere in shooting Area, wrists below belt. Gun loaded and holstered. Rifle start is gun loaded. Safety on. Held at Low Ready. 22 pistol can be holstered or held at Low Ready.

STAGE PROCEDURE

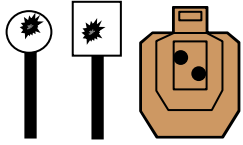
At signal, engage all targets and steel as they become visible from within the shooting area.

SCORING

SCORING: 25 rounds
TARGETS: 10 IDPA, 5 steel
SCORED HITS: A+0, C+1 sec, D+3 sec, hit on steel (static)
START-STOP: Audible-Last Shot



Action Shooting Match



LIPSA

Lawless

RULES: Practical Shooting Handbook, Latest Edition **Course Designer: Michael Linsalata**

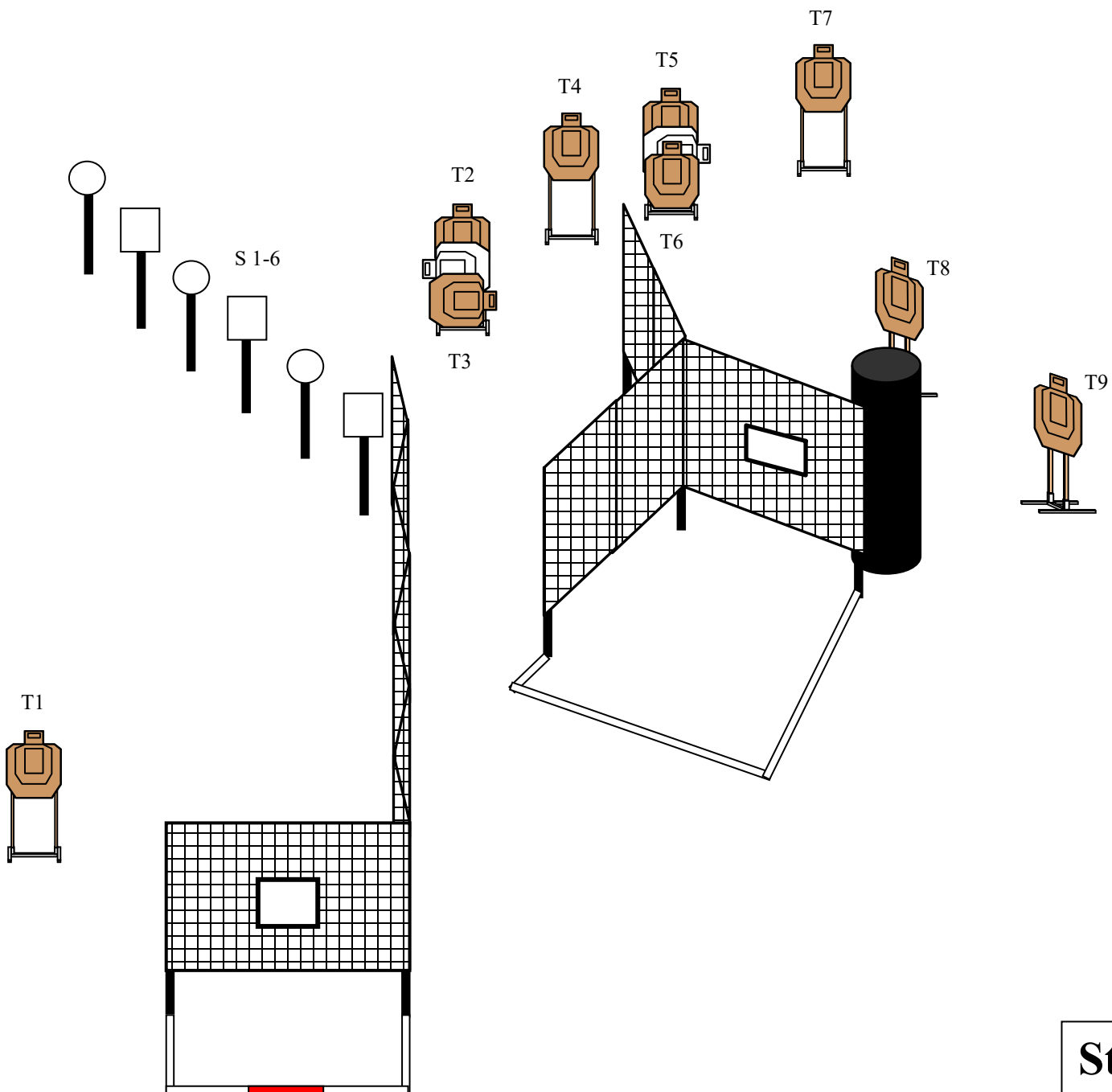
START POSITION: Standing with toes touching **RED** mark, wrists below belt. Gun loaded and holstered. Rifle start is gun loaded. Safety on. Held at Low Ready. 22 pistol can be holstered or held at Low Ready.

STAGE PROCEDURE

At signal, engage all targets and steel as they become visible from within the two shooting areas.

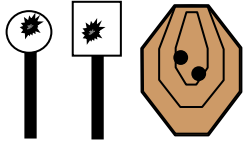
SCORING

SCORING: 24 rounds
TARGETS: 9 USPSA, 6 steel
SCORED HITS: A+0, C+1 sec, D+3 sec, hit on steel (static)
START-STOP: Audible-Last Shot



Stage 5

Action Shooting Match



LIPSA

Over Watch

RULES: Practical Shooting Handbook, Latest Edition **Course Designer: Michael Linsalata**

START POSITION: Standing anywhere in shooting Area, wrists below belt. Gun loaded and holstered. Rifle start is gun loaded. Safety on. Held at Low Ready. 22 pistol can be holstered or held at Low Ready.

STAGE PROCEDURE

At signal, engage all targets and steel as they become visible from within the shooting area.

SCORING

SCORING: 26 rounds
TARGETS: 10 USPSA, 6 steel
SCORED HITS: A+0, C+1 sec, D+3 sec, hit on steel (static)
START-STOP: Audible-Last Shot

