



LIPSA

Ron's Rumble

Special Thanks: Ron Treichel

RULES: Practical Shooting Handbook, Latest Edition Course Designer: **Michael Linsalata**

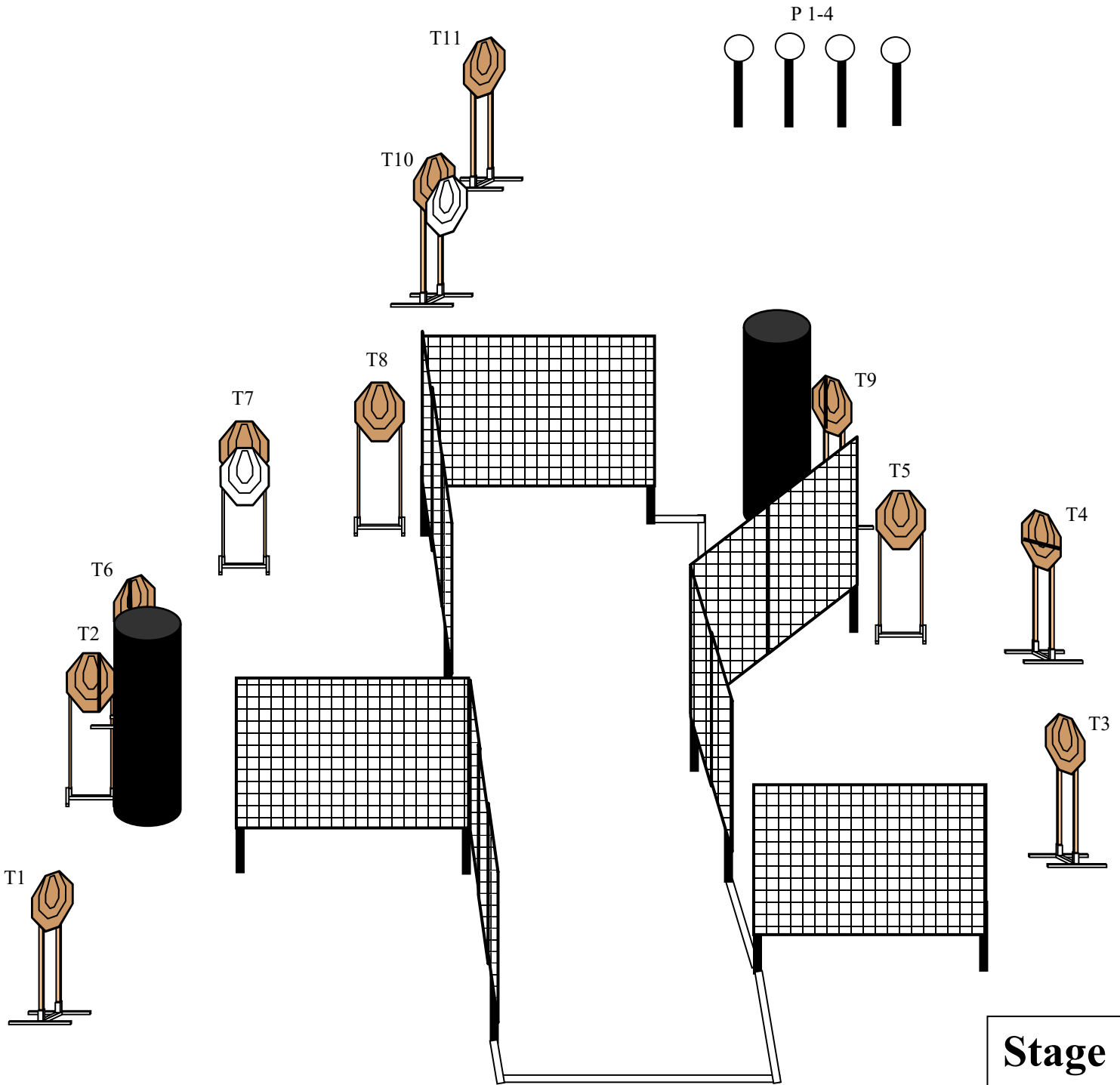
START POSITION: Standing anywhere in shooting Area, wrists below belt. Gun loaded and holstered.
PCC start is gun loaded, safety on. Pointing down range. Butt of gun touching belt.

STAGE PROCEDURE

At signal, engage all targets and steel as they become visible from within the shooting area.

SCORING

SCORING:	Comstock, 26 rounds, 130 points
TARGETS:	11 IPSC, 4 steel
SCORED HITS:	Best 2 per IPSC, Steel Down = 1A
START-STOP:	Audible-Last Shot



Stage 1



LIPSA

Saving Grace Steel

Special Thanks: Det. Anna Darko

RULES: Practical Shooting Handbook, Latest Edition **Course Designer:** Michael Linsalata

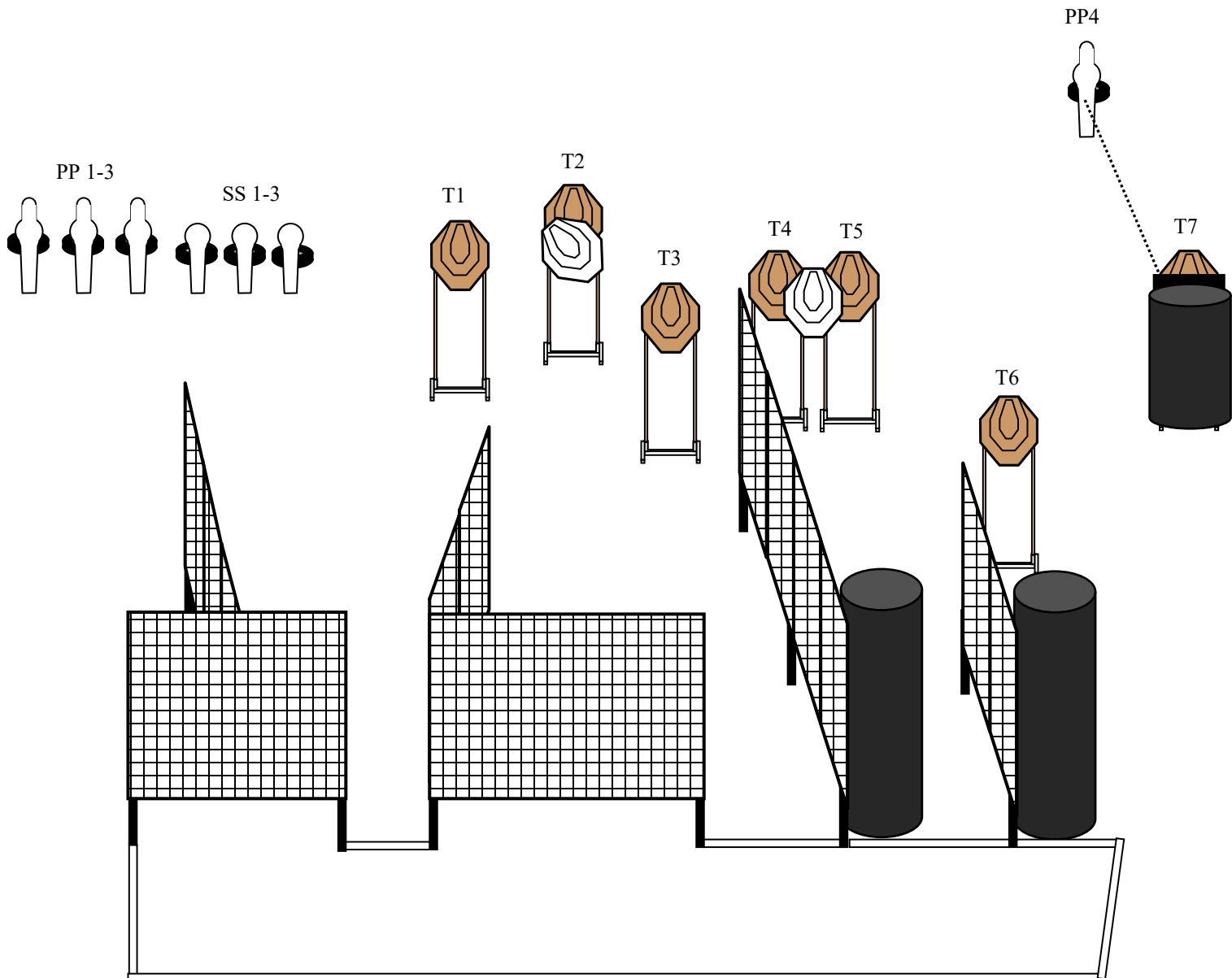
START POSITION: Standing anywhere in shooting area, wrists below belt. Gun loaded and holstered.
PCC start is gun loaded. Safety on. Muzzle pointed down range. Butt touching belt.

STAGE PROCEDURE

At signal, engage all targets and steel as they become visible from within the shooting area.
PP4 activates T7 (Bobber). T7 must be activated before being engaged.

SCORING

SCORING: Comstock, 21 rounds, 105 points
TARGETS: 7 IPSC, 7 steel
SCORED HITS: Best 2 per IPSC, Steel Down= 1A
START-STOP: Audible-Last Shot





LIPSA

28 Days

STAGE PROCEDURE

At signal, pick up and load gun with mag from table. Then engage all targets and steel as they become visible from within the fault lines.

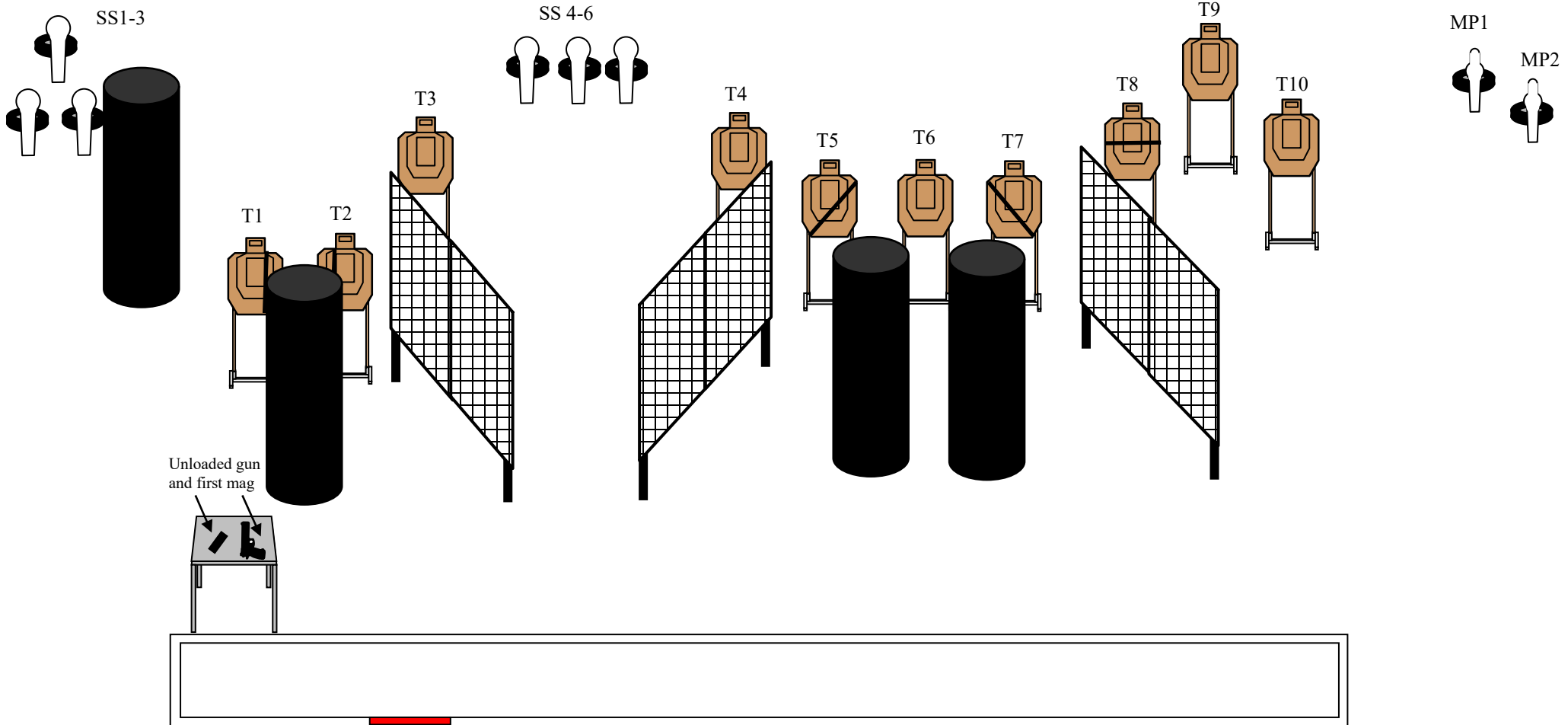
Special Thanks:

RULES: Practical Shooting Handbook, Latest Edition **Course Designer: Michael Linsalata**

START POSITION: Standing with heels touching **RED** mark, wrists below belt. Unloaded gun and first mag on table. PCC has same start position.

SCORING

SCORING: Comstock, 28 rounds, 140 points
TARGETS: 10 USPSA, 8 steel
SCORED HITS: Best 2 per USPSA, Steel Down= 1A
START-STOP: Audible-Last Shot



Stage 3



LIPSA

A Swing & A Miss

RULES: Practical Shooting Handbook, Latest Edition Course Designer: **Michael Linsalata**

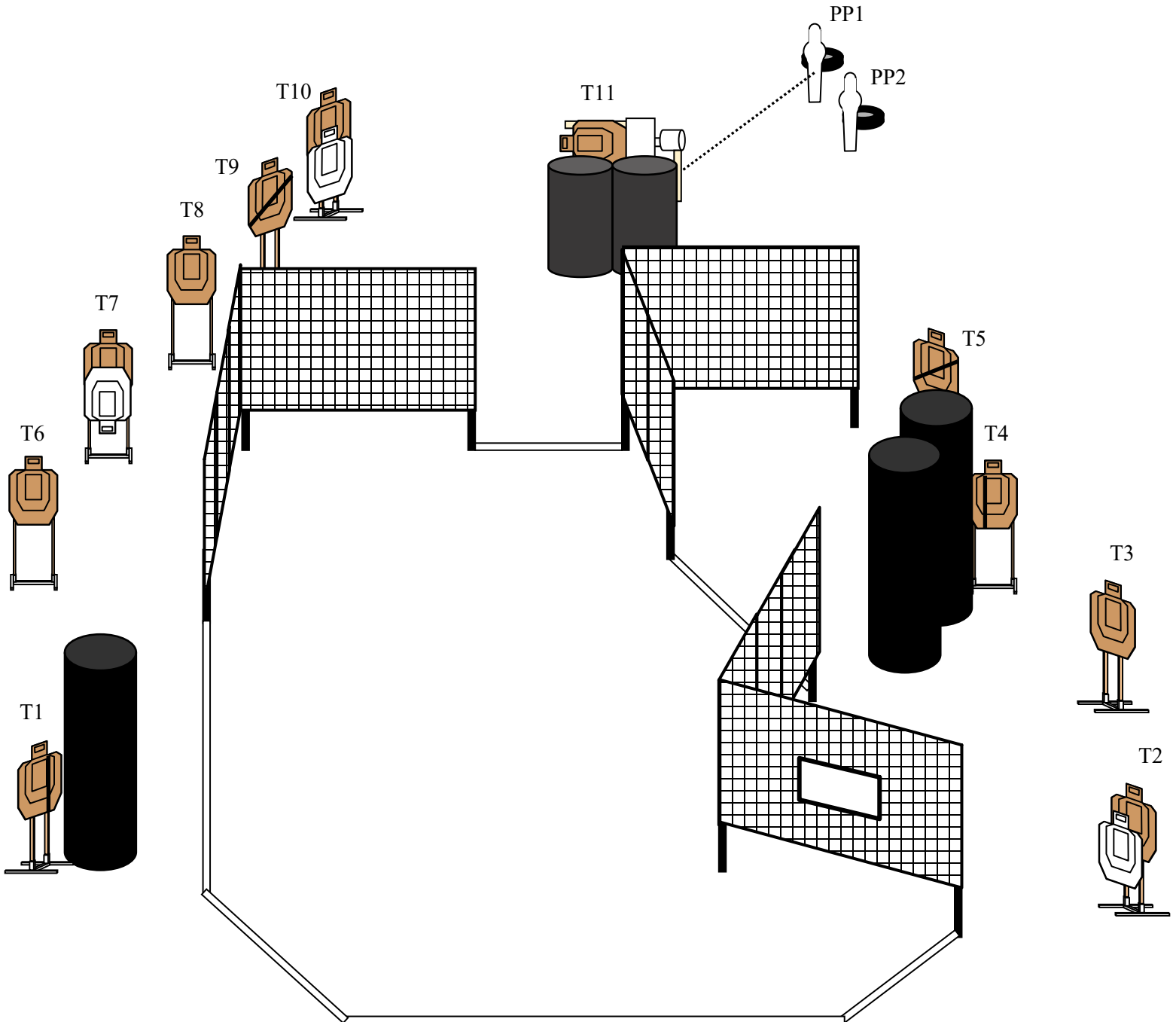
START POSITION: Standing anywhere in shooting Area, wrists below belt. Gun loaded and holstered. PCC start is gun loaded, safety on. Pointing down range. Butt of gun touching belt.

STAGE PROCEDURE

At signal, engage all targets and steel as they become visible from within the shooting area. **PP1 activates T11 (Swinger). T11 must be activated before being engaged.**

SCORING

SCORING: Comstock, 24 rounds, 120 points
TARGETS: 11 USPSA, 2 steel
SCORED HITS: Best 2 per USPSA, Steel Down = 1A
START-STOP: Audible-Last Shot



Stage 4



LIPSA

Above The Law

Special Thanks:

RULES: Practical Shooting Handbook, Latest Edition **Course Designer: Michael Linsalata**

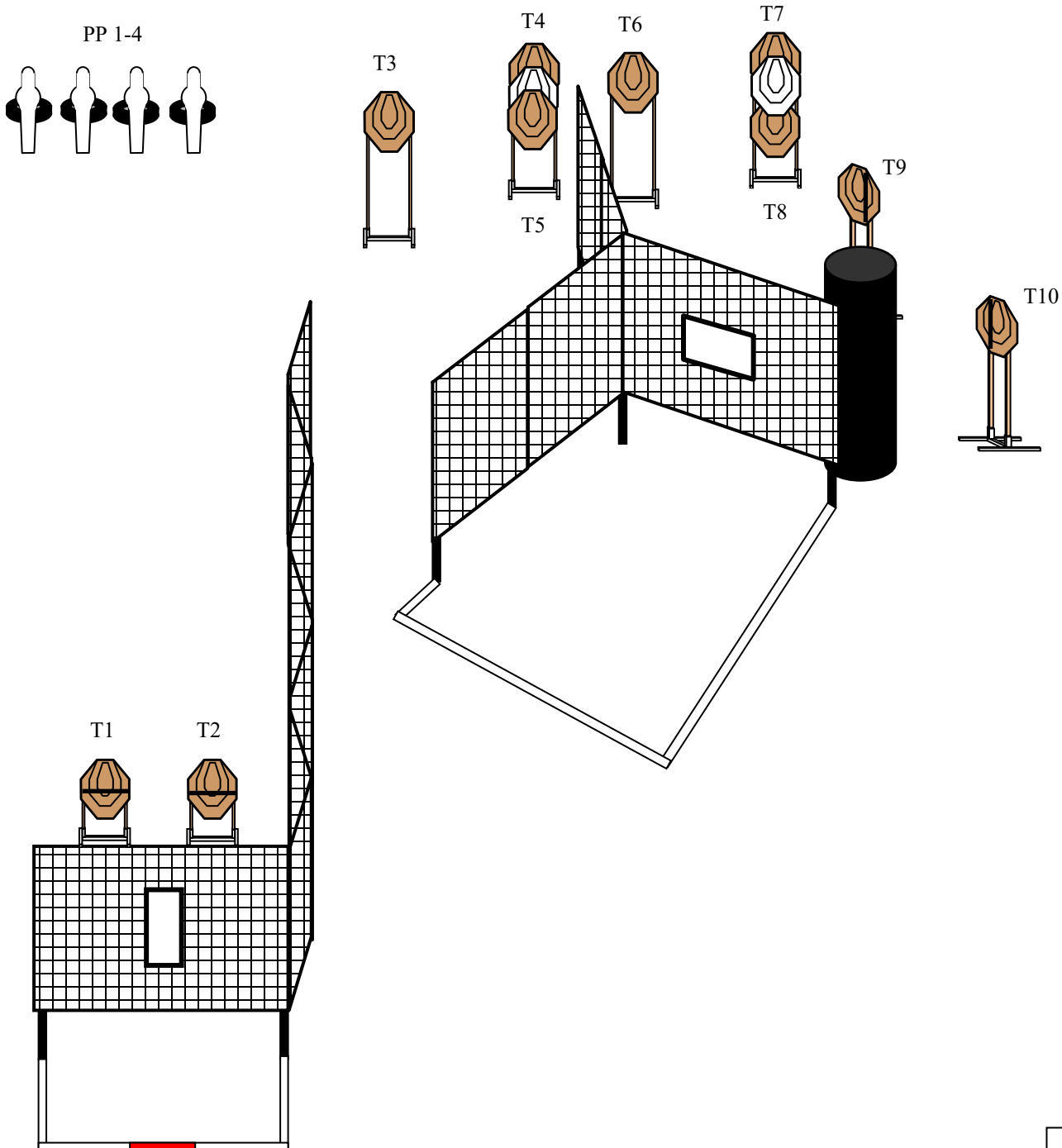
START POSITION: Standing with heels touching **RED** mark, wrists below belt. Gun loaded and holstered.
PCC start is gun loaded, safety on. Muzzle pointing down range. Butt touching belt.

STAGE PROCEDURE

At signal, engage all targets and steel as they become visible from within the 2 shooting areas.

SCORING

SCORING: Comstock, 24 rounds, 120 points
TARGETS: 10 IPSC, 4 steel
SCORED HITS: Best 2 per IPSC, Steel Down = 1A
START-STOP: Audible-Last Shot



Stage 5



LIPSA

Under Siege

Special Thanks:

RULES: Practical Shooting Handbook, Latest Edition **Course Designer: Sal Amato**

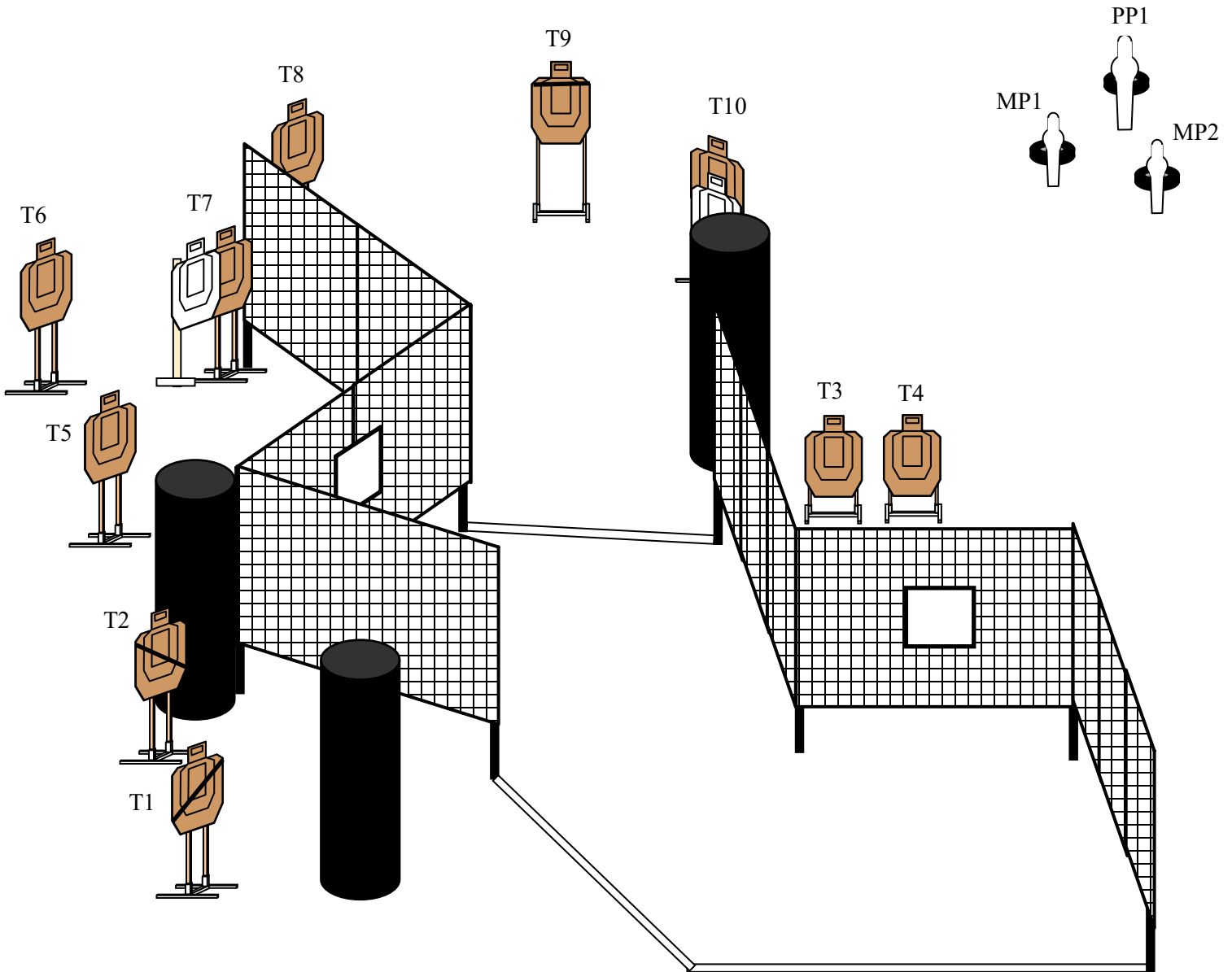
START POSITION: Standing anywhere in shooting Area, wrists below belt. Gun loaded and holstered.
PCC start is gun loaded, safety on. Pointing down range. Butt of gun touching belt.

STAGE PROCEDURE

At signal, engage all targets and steel as they become visible from within the shooting area.

SCORING

SCORING: Comstock, 23 rounds, 115 points
TARGETS: 10 USPSA, 3 steel
SCORED HITS: Best 2 per USPSA, Steel Down = 1A
START-STOP: Audible-Last Shot





CM 18-08 The Condor

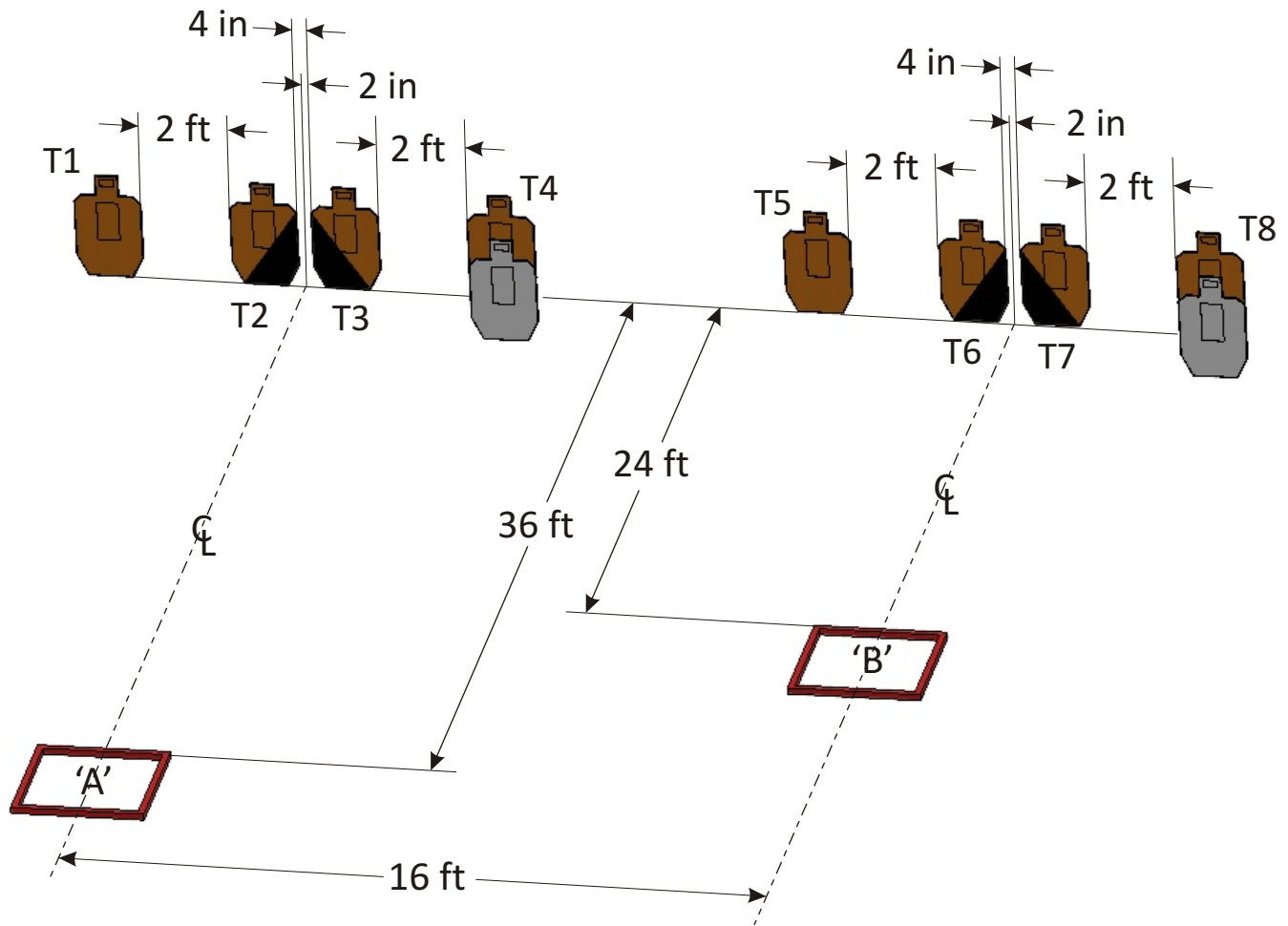
RULES: USPSA Handgun Competition Rules, current edition. Course Designer: Nationals Design Team

STAGE PROCEDURE

String 1: From box 'A' engage T1-T4 one round each then perform a mandatory reload and engage T5-T8 from box 'B' with one round each.

String 2: From box 'B' engage T5-T8 with one round each then perform a mandatory reload and engage T1-T4 from box 'A' with one round each.

Scoring: Virginia, 16 rounds, 80 points
Targets: 8 USPSA Targets
Scored Hits: Best 2/paper
Start - Stop: Audible - Last Shot
Penalties: Per current edition of USPSA Handgun Competition Rules.



SETUP NOTES: Set targets 5 feet to top. Boxes are 3 feet by 3 feet. Left edge of no-shoot is lined up with left edge of A-zone, top of no-shoot (not the scoring zone line) is lined up with bottom of target lettering. Targets T2, T3, T6 & T7 hardcover is set to low corner and low shoulder.



LIPSA

Mouse Trap

Special Thanks:

RULES: Practical Shooting Handbook, Latest Edition Course Designer: **Michael Linsalata**

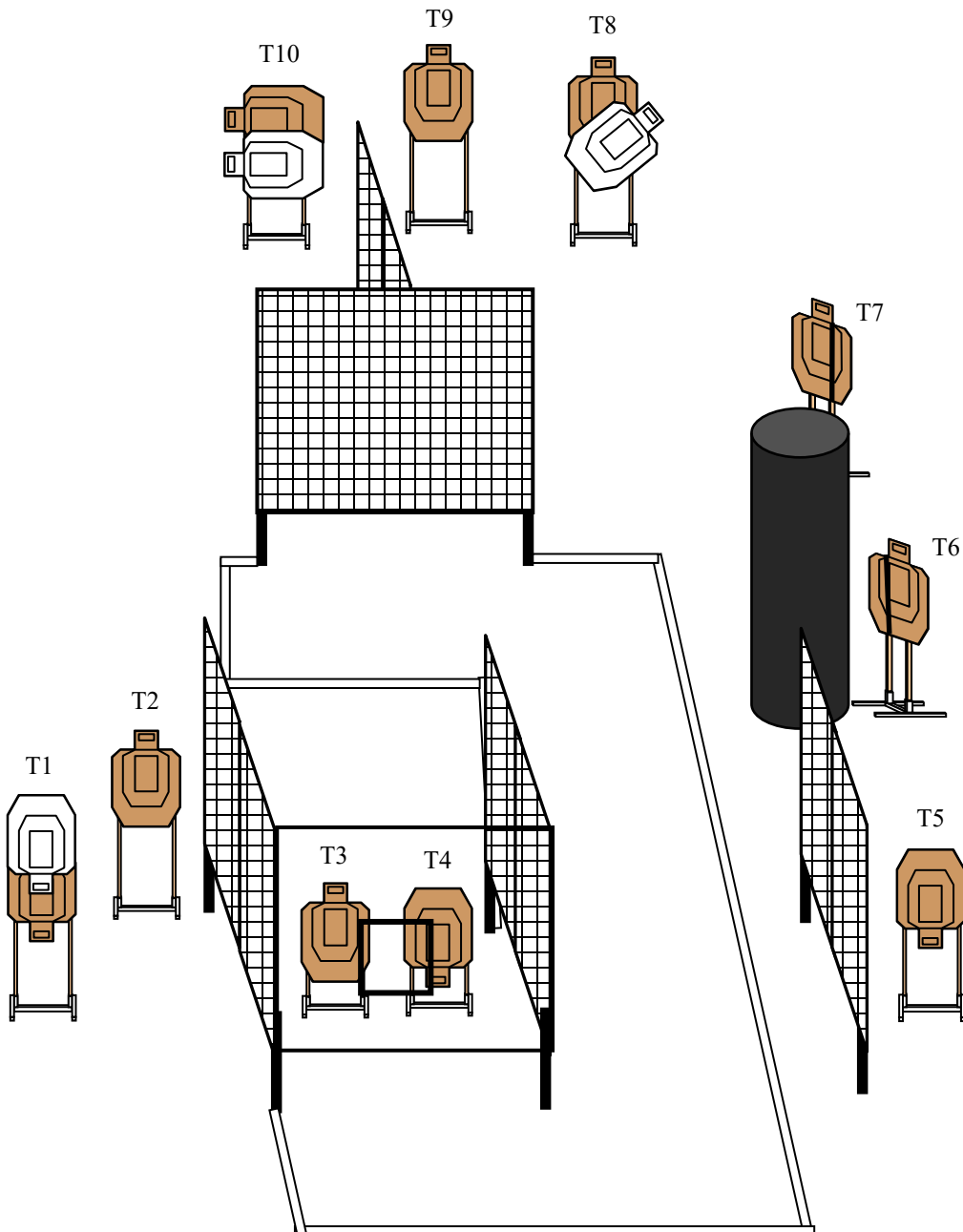
START POSITION: Standing anywhere in shooting Area, wrists below belt. Gun loaded and holstered.
PCC start is gun loaded, safety on. Pointing down range. Butt of gun touching belt.

STAGE PROCEDURE

At signal, engage all targets and steel as they become visible from within the shooting area.

SCORING

SCORING: Comstock, 20 rounds, 100 points
TARGETS: 10 USPSA
SCORED HITS: Best 2 per USPSA
START-STOP: Audible-Last Shot



Stage 8
(Pit 8)