

LIPSA



2023 Battle at The Beach



Stage 1- Cut 2 The Chasse.....28 rounds

Stage 2- Schwing!!.....22 rounds

Stage 3- Dave's Disaster.....26 rounds

Stage 4- No Turning Back.....30 rounds

Stage 5- Split Decision.30 rounds

Stage 6- Table Tango.....22 rounds

Stage 7- With Regret.....20 rounds

Stage 8- Black & Blue.....21 rounds

Stage 9- 6 Is Enuff.....6 rounds

Stage 10- The Sandy Slide.....14 rounds

Total- 209 rounds



Battle At The Beach

LIPSA

Cut 2 The Chasse

RULES: Practical Shooting Handbook, Latest Edition **Course Designer: Michael Linsalata**

START POSITION: Standing anywhere in shooting Area, wrists below belt. Gun loaded and holstered.
PCC start is gun loaded, safety on. Muzzle pointing down range. Butt touching belt.

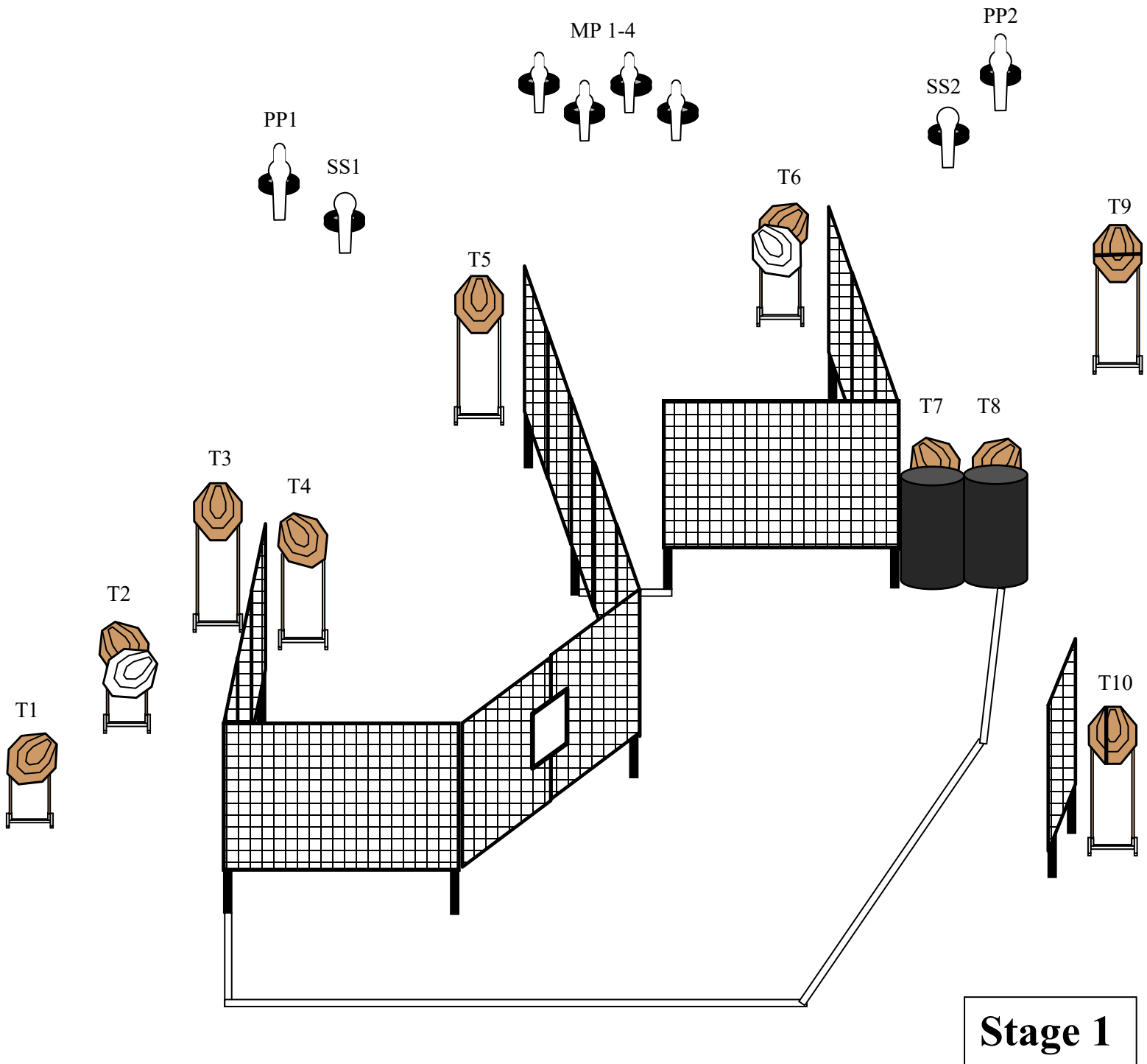
STAGE PROCEDURE

At signal, engage all targets and steel as they become visible from within the shooting area.

Special Thanks: Dean Chasse

SCORING

SCORING: Comstock, 28 rounds, 140 points
TARGETS: 10 IPSC, 8 steel
SCORED HITS: Best 2 per IPSC, Steel Down = 1A
START-STOP: Audible-Last Shot





Battle At The Beach

LIPSA

Schwing!!

RULES: Practical Shooting Handbook, Latest Edition **Course Designer: Michael Linsalata**

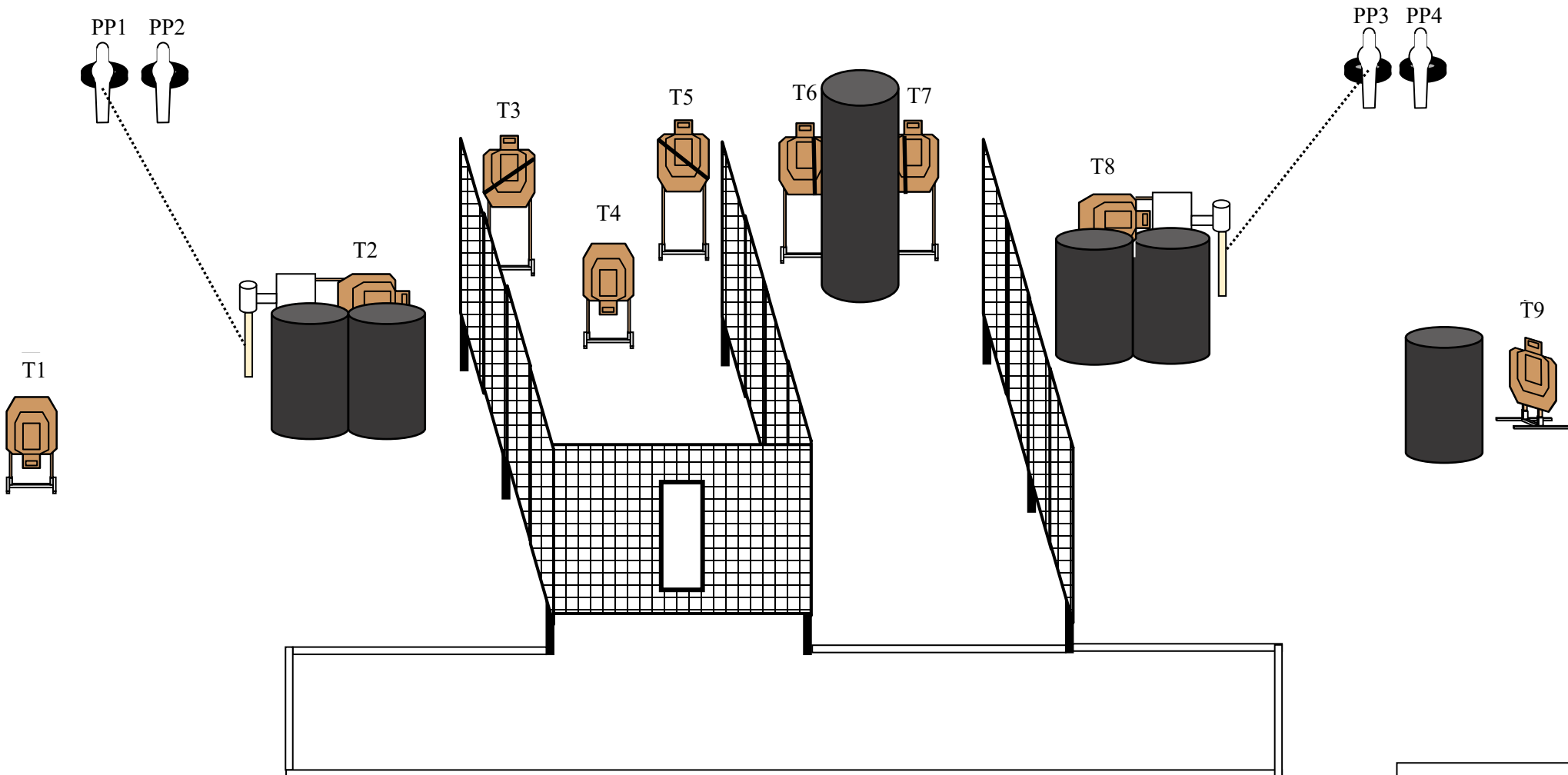
START POSITION: Standing anywhere in shooting area, wrists above shoulders. Gun loaded and holstered. PCC start is gun loaded. Safety on. Held in strong hand with butt on belt. Weak wrist above shoulder.

STAGE PROCEDURE

At signal, engage all targets and steel as they become visible from within the shooting area. **PP1 activates T2. PP3 activates T8. Both are swingers. Both must be activated before being engaged.**

SCORING

SCORING: Comstock, 22 rounds, 110 points
TARGETS: 9 USPSA, 4 steel
SCORED HITS: Best 2 per USPSA, Steel Down = 1A
START-STOP: Audible-Last Shot



Stage 2



Battle At The Beach

LIPSA

Dave's Disaster

RULES: Practical Shooting Handbook, Latest Edition **Course Designer:** Michael Linsalata

START POSITION: Standing outside of shooting area with toes touching **RED** mark. Wrists below belt. Unloaded gun and first mag on table. PCC has same start position.

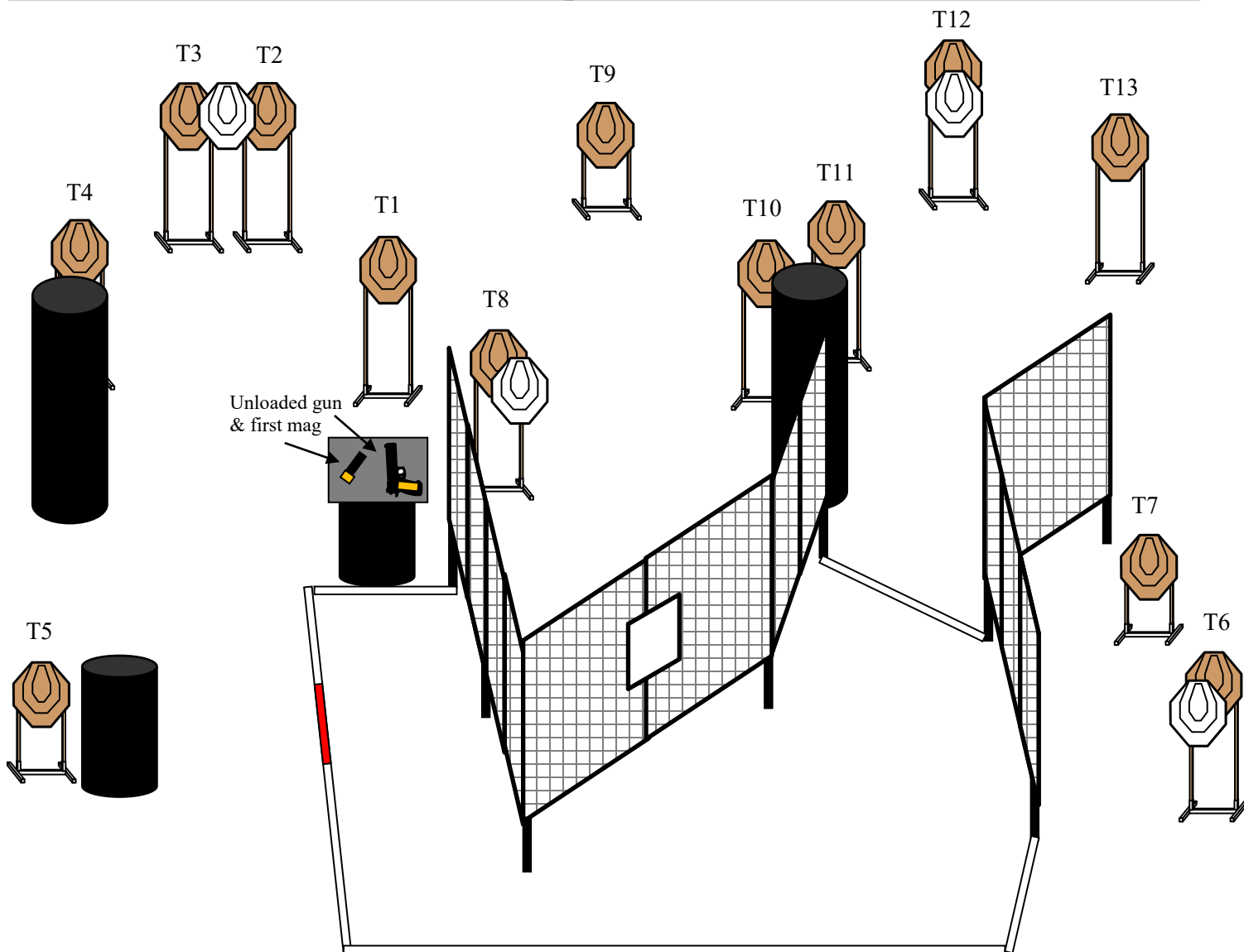
STAGE PROCEDURE

At signal, pick up and load gun with mag from table. Then engage all targets as they become visible from within the shooting area.

Special Thanks: @huess.david

SCORING

SCORING: Comstock, 26 rounds, 130 points
TARGETS: 13 IPSC
SCORED HITS: Best 2 per IPSC
START-STOP: Audible-Last Shot



Stage 3



Battle at the Beach

LIPSA

No Turning Back

RULES: Practical Shooting Handbook, Latest Edition **COURSE DESIGNER: Michael Linsalata**

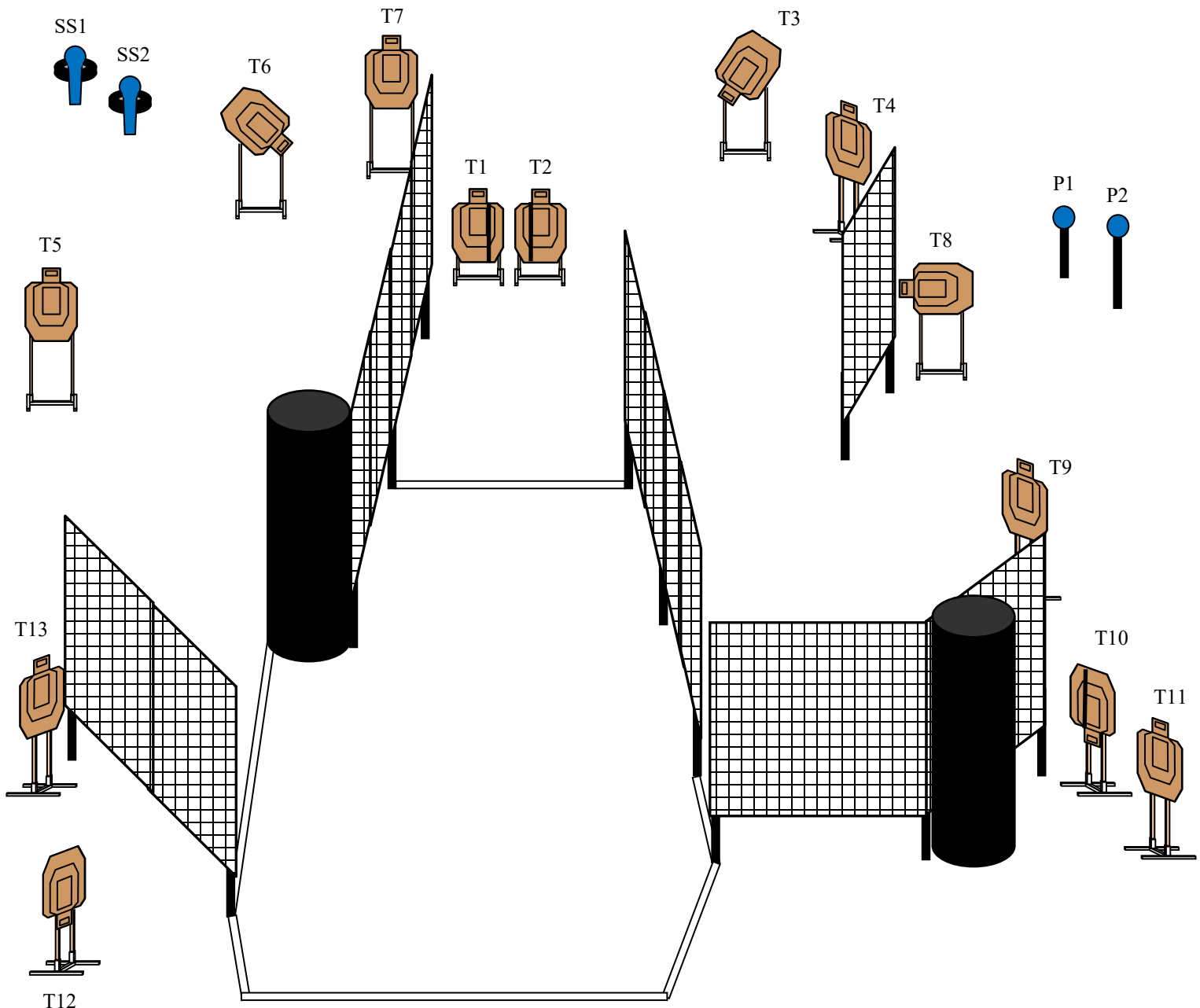
START POSITION: Standing anywhere in shooting area. Wrists above shoulders. Gun loaded and holstered. PCC start is gun loaded. Safety on. Held in strong hand. Weak wrist above shoulder.

STAGE PROCEDURE

At signal, engage all targets and steel as they become visible from within the shooting area.

SCORING

SCORING: Comstock, 30 rounds, 150 points
TARGETS: 13 USPSA, 4 steel
SCORED HITS: Best 2 per USPSA, Steel Down = 1A
START-STOP: Audible-Last Shot



Stage 4

Battle At The Beach



LIPSA

Split Decision

RULES: Practical Shooting Handbook, Latest Edition **Course Designer: Sal Amato**

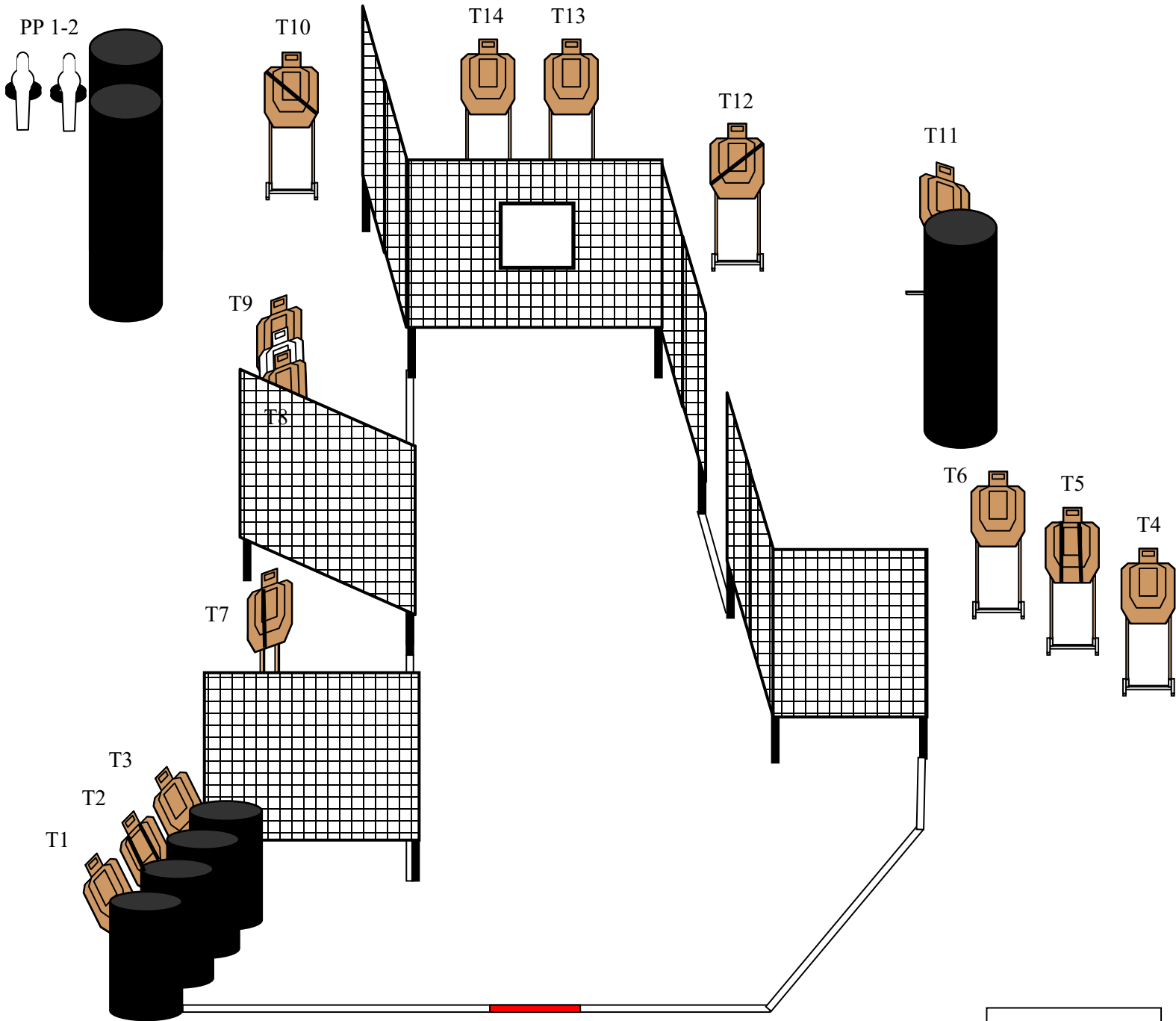
START POSITION: Standing with heels touching **RED** mark, wrists below belt. Gun loaded and holstered. PCC start is gun loaded, safety on. Muzzle pointing down range. Butt touching belt.

STAGE PROCEDURE

At signal, engage all targets and steel as they become visible from within the shooting area.

SCORING

SCORING: Comstock, 30 rounds, 150 points
TARGETS: 14 USPSA, 2 steel
SCORED HITS: Best 2 per USPSA, Steel Down = 1A
START-STOP: Audible-Last Shot



Stage 5

Battle at the Beach



LIPSA

Table Tango

RULES: Practical Shooting Handbook, Latest Edition **Course Designer: Rick Esposito**

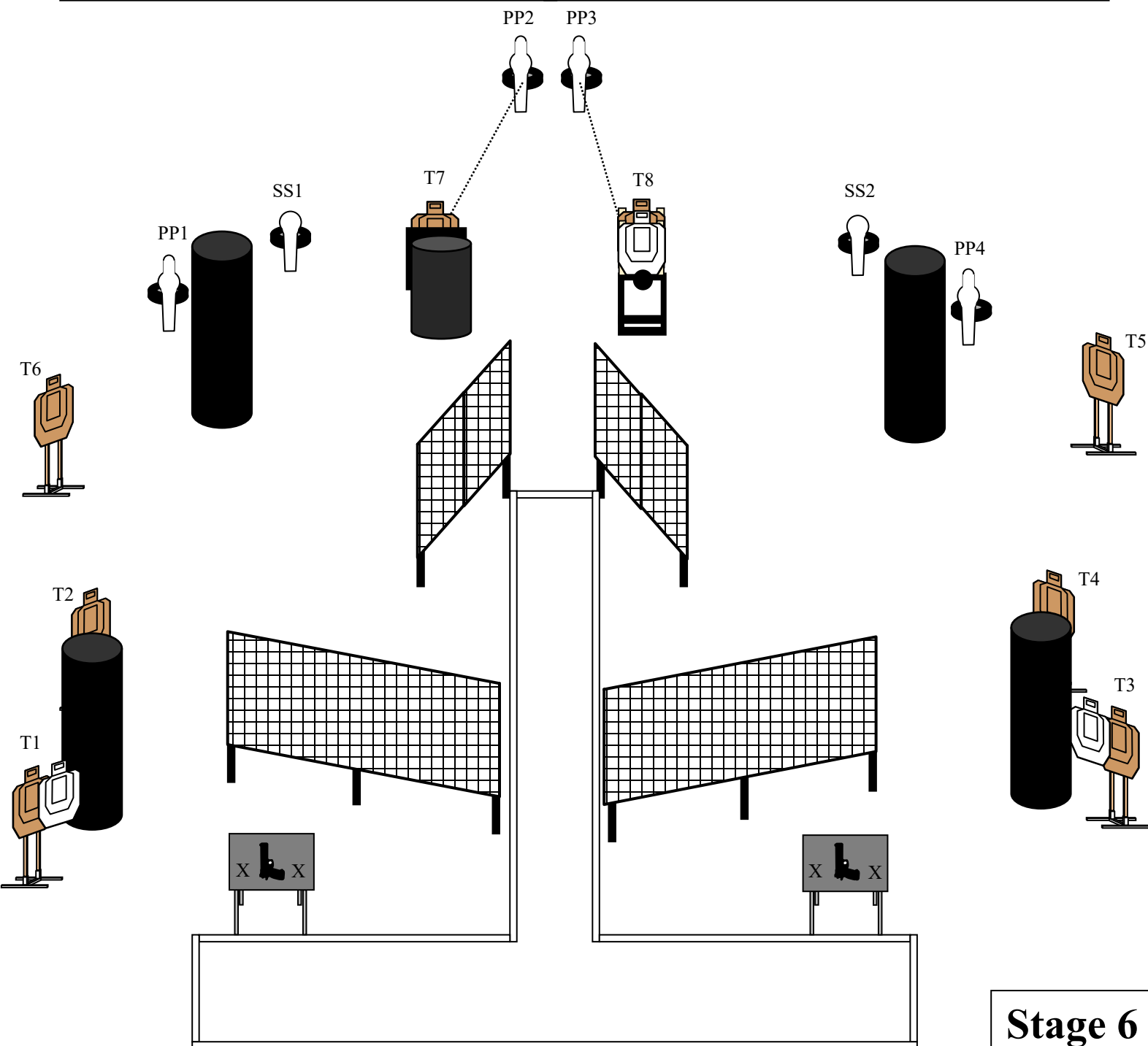
START POSITION: Standing behind either table. Palms flat on X's. Loaded gun placed on table. PCC has same start position.

STAGE PROCEDURE

At signal, pick up loaded gun from table. Then engage all targets and steel as they become visible from within the shooting area. **PP2 activates T7 (Bobber).** **PP3 activates T8 (Max Trap).** Both must be activated before being engaged.

SCORING

SCORING: Comstock, 22 rounds, 110 points
TARGETS: 8 USPSA, 6 steel
SCORED HITS: Best 2 per USPSA, Steel Down = 1A
START-STOP: Audible-Last Shot



Stage 6



Battle At The Beach

LIPSA

With Regret

RULES: Practical Shooting Handbook, Latest Edition **Course Designer:** Michael Linsalata

START POSITION: Standing anywhere in either shooting area, wrists below belt. Gun loaded and holstered. PCC start is gun loaded, safety on. Muzzle pointing down range. Butt touching belt.

STAGE PROCEDURE

At signal, engage all targets and steel as they become visible from within the 2 shooting areas.

PP1 activates T2 (Max Trap). T2 must be activated before being engaged.

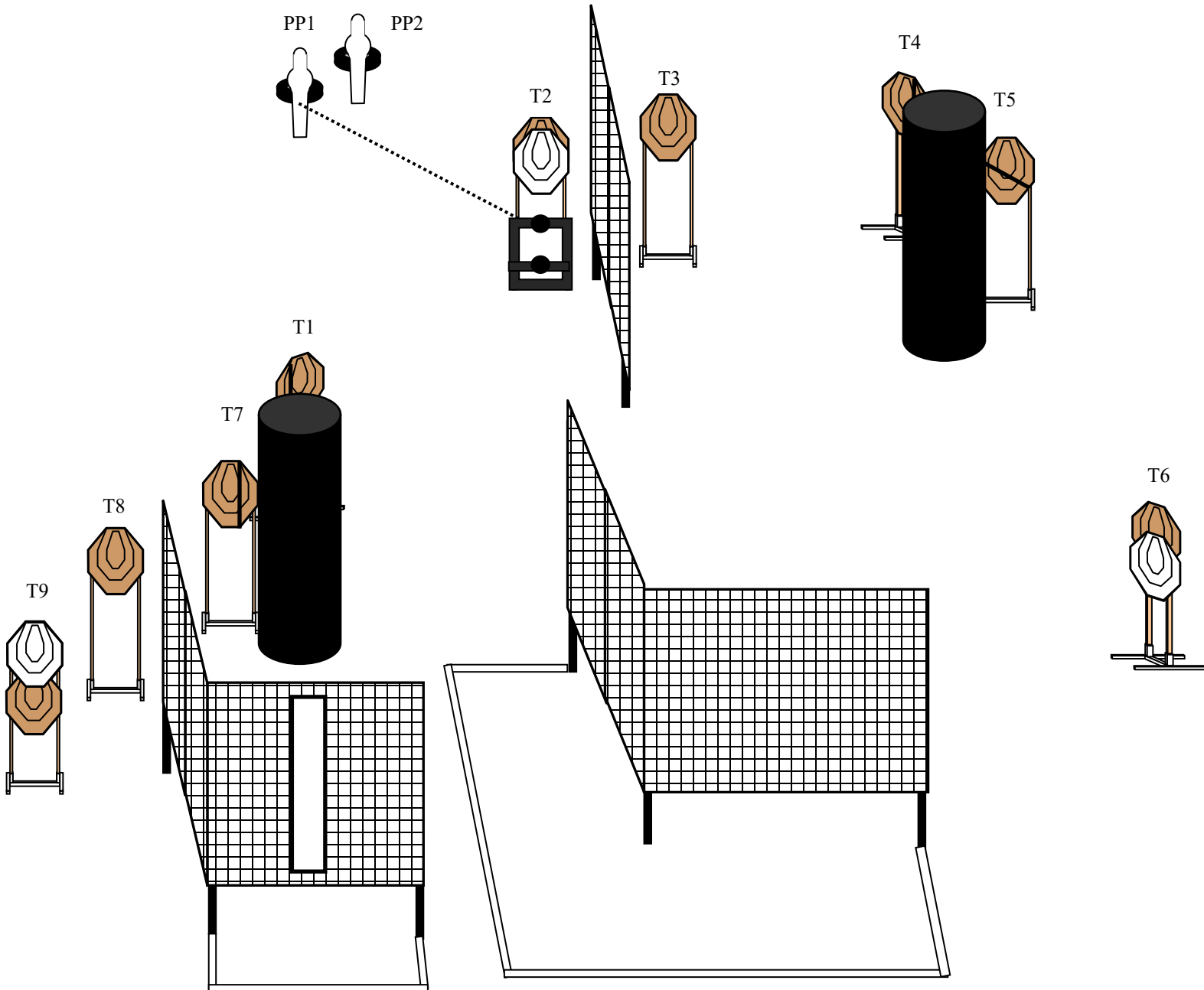
SCORING

SCORING: Comstock, 20 rounds, 100 points

TARGETS: 9 IPSC, 2 steel

SCORED HITS: Best 2 per IPSC, Steel Down = 1A

START-STOP: Audible-Last Shot



Stage 7



Battle At The Beach

LIPSA

Black & Blue

RULES: Practical Shooting Handbook, Latest Edition **Course Designer: Michael Linsalata**

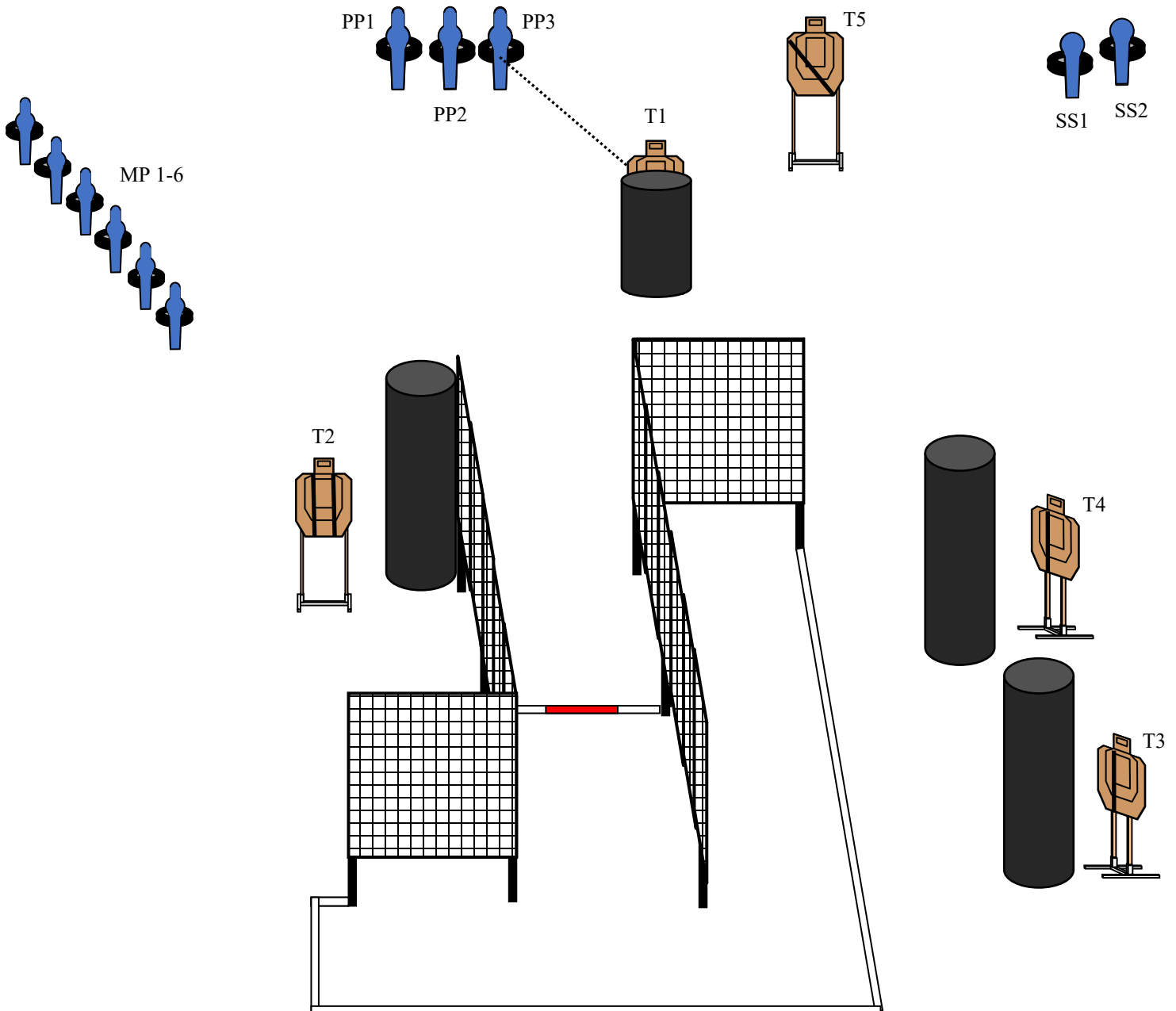
START POSITION: Standing with toes touching **RED** mark, wrists below belt. Gun loaded and holstered. PCC start is gun loaded, safety on. Muzzle pointing down range. Butt touching belt.

STAGE PROCEDURE

At signal, engage all targets and steel as they become visible from within the shooting area.
PP3 activates T1 (Bobber). T1 must be activated before being engaged.

SCORING

SCORING: Comstock, 21 rounds, 105 points
TARGETS: 5 USPSA, 11 steel
SCORED HITS: Best 2 per USPSA, Steel Down = 1A
START-STOP: Audible-Last Shot





Battle At The Beach

LIPSA

6 Is Enuff

RULES: Practical Shooting Handbook, Latest Edition **Course Designer: Michael Linsalata**

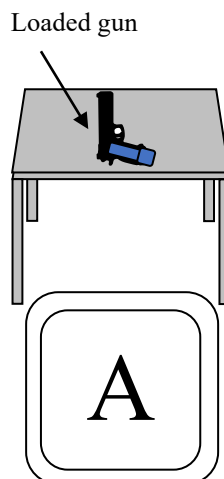
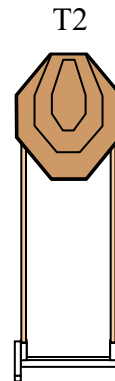
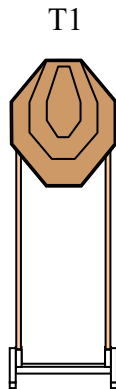
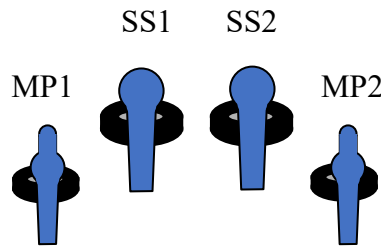
START POSITION: Standing in Box A, wrists above shoulders. Loaded gun on table. PCC has same start position.

STAGE PROCEDURE

At signal, pick up loaded gun from table, then engage all targets and steel as they become visible from within the shooting area.

SCORING

SCORING: Comstock, 6 rounds, 30 points
TARGETS: 2 IPSC, 4 steel
SCORED HITS: Best 1 per IPSC, Steel Down = 1A
START-STOP: Audible-Last Shot



Battle At The Beach



LIPSA

The Sandy Slide

RULES: Practical Shooting Handbook, Latest Edition **Course Designer:** Michael Linsalata

START POSITION: Standing with toes touching **RED** mark, wrists below belt. Gun loaded and holstered. PCC start is gun loaded, safety on. Muzzle pointing down range. Butt touching belt.

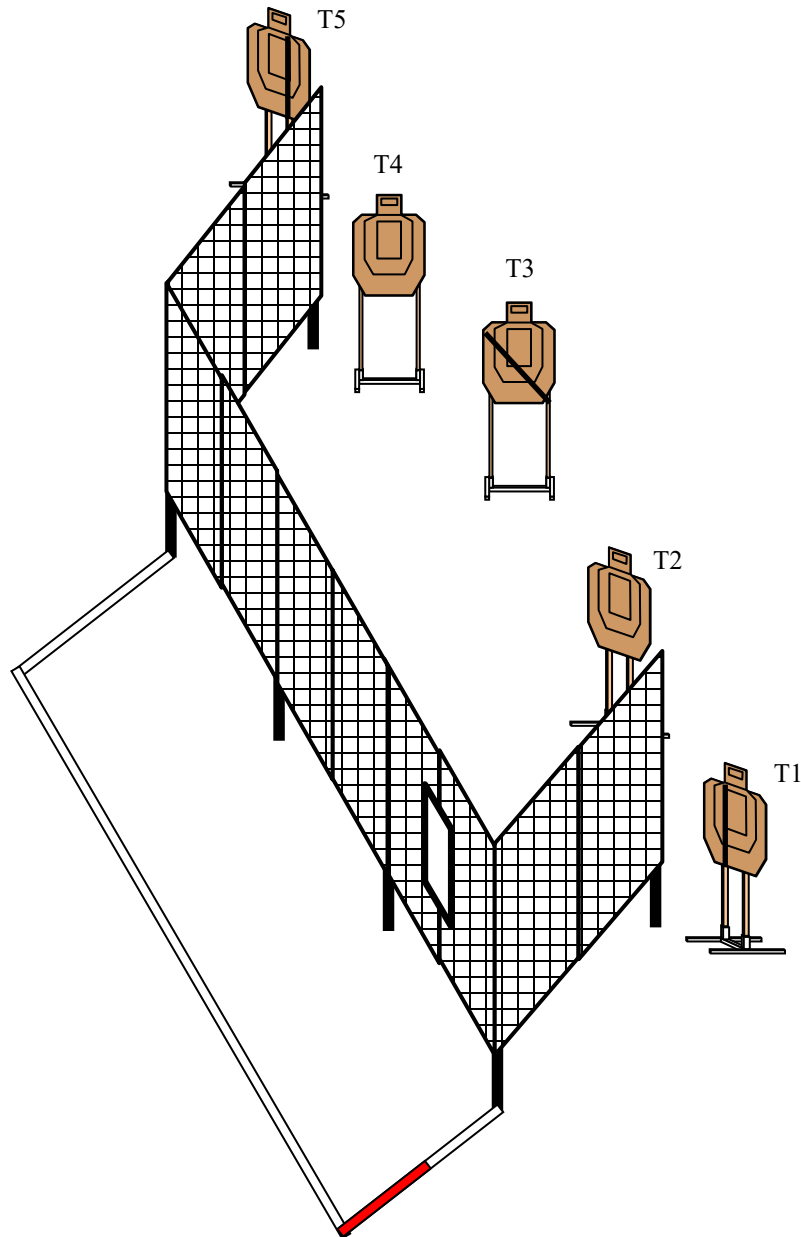
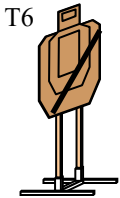
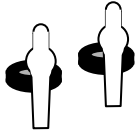
STAGE PROCEDURE

At signal, engage all targets and steel as they become visible from the shooting area.

SCORING

SCORING: Comstock, 14 rounds, 70 points
TARGETS: 6 USPSA, 2 steel
SCORED HITS: Best 2 per USPSA, Steel Down = 1A
START-STOP: Audible-Last Shot

PP 1-2



Stage 10