

# *2023 Long Island Championship*

<b>Stage 1 (Pit 1)-</b> Jessy's Journey .....	30 rounds
<b>Stage 2 (Pit 2)-</b> Without a Trace.....	32 rounds
<b>Stage 3 (Pit 3)-</b> Eleven .....	11 rounds
<b>Stage 4 (Pit 3)-</b> I Feel The Need .....	8 rounds
<b>Stage 5 (Pit 4)-</b> Take Out The Trash.....	19 rounds
<b>Stage 6 (Pit 5)-</b> A Rose By Any Other Name.....	22 rounds
<b>Stage 7 (Pit 6)-</b> I Did It My Way II.....	25 rounds
<b>Stage 8 (Pit 7) –</b> A Gang Of Guapos.....	31 rounds
<b>Stage 9 (Pit 8) –</b> Short Round .....	18 rounds
<b>Stage 10 (Pit 9)-</b> The Need 4 Speed.....	8 rounds
<b>Stage 11 (Pit 10)-</b> Hang Ten.....	10 rounds
<b>Stage 12 (Pit 11)-</b> Practical Tactical.....	24 rounds

**Total- 238 rounds**



# 2023 Long Island Championship

## LIPSA

# Jessy's Journey

**RULES:** Practical Shooting Handbook, Latest Edition **Course Designer:** Michael Linsalata

**START POSITION:** Standing with feet straddling **RED** fault line, wrists below belt. Gun loaded and holstered. PCC start is gun loaded, safety on. Muzzle pointed down range. Butt touching belt.

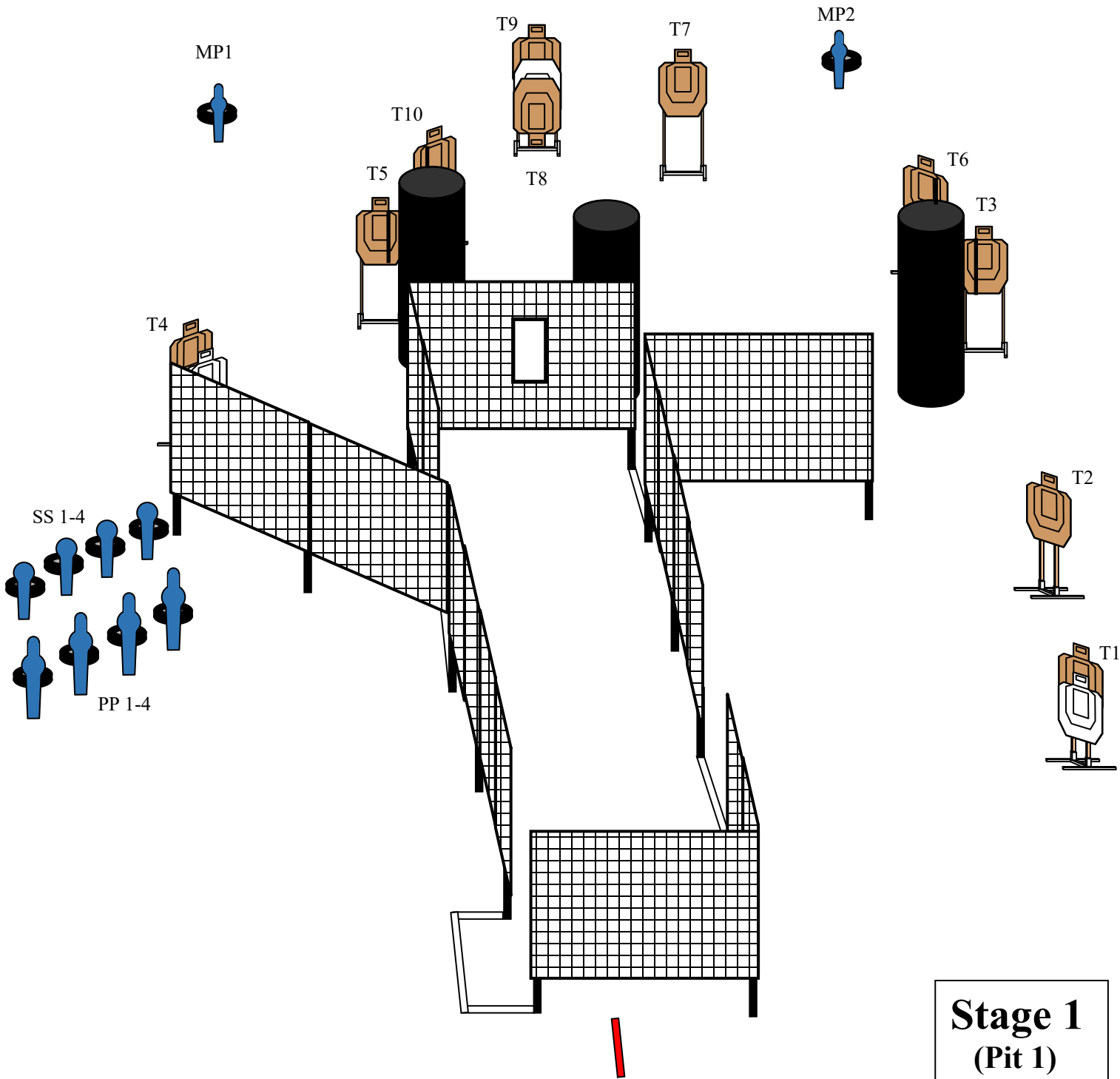
### STAGE PROCEDURE

At signal, engage all targets and steel as they become visible from within the shooting area.

**Special Thanks:** fullmetaljessy, Beretta

### SCORING

**SCORING:** Comstock, 30 rounds, 150 points  
**TARGETS:** 10 USPSA, 10 steel  
**SCORED HITS:** Best 2 per USPSA, Steel Down = 1A  
**START-STOP:** Audible-Last Shot



**Stage 1**  
**(Pit 1)**



# 2023 Long Island Championship

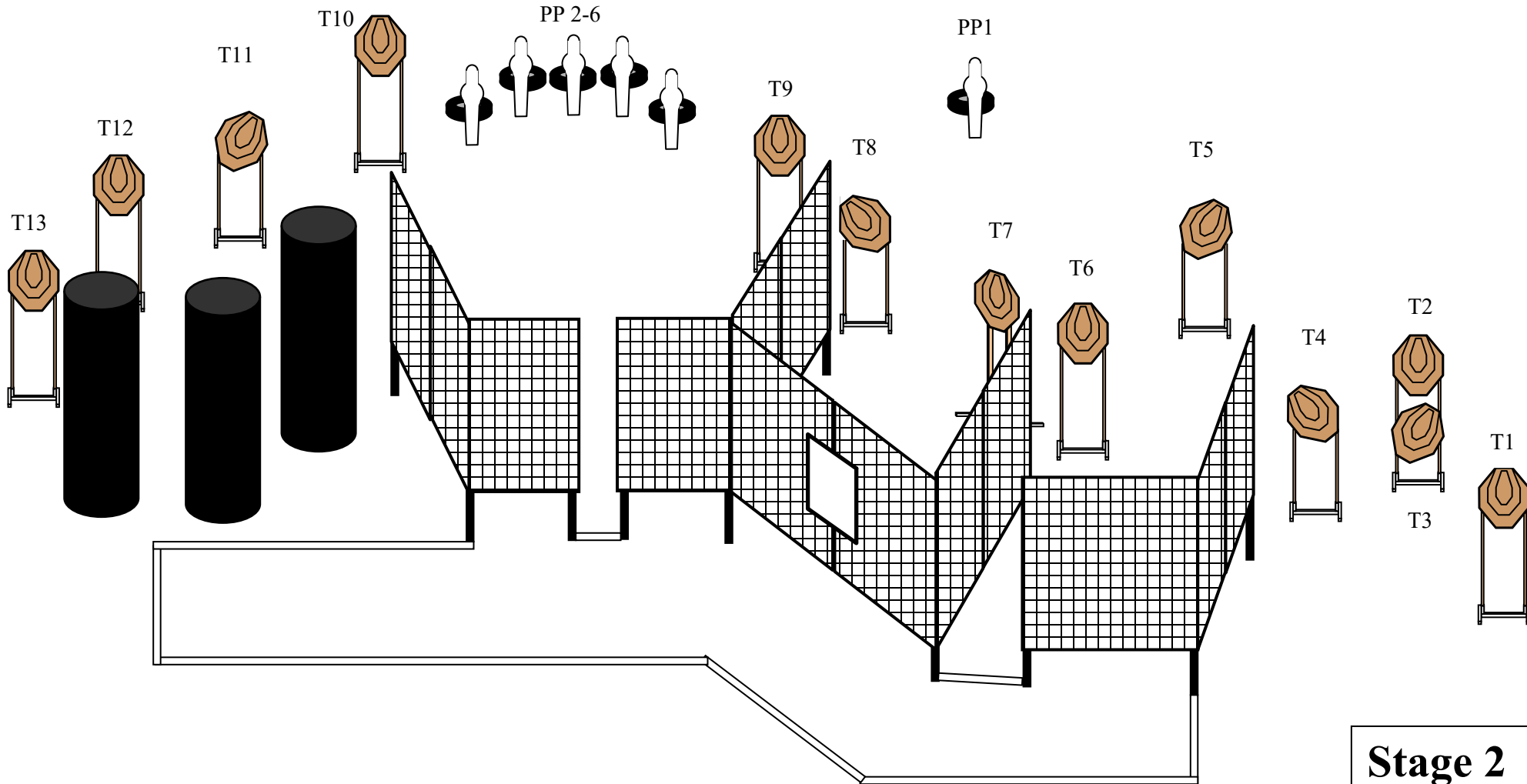
## LIPSA

# Without A Trace

<b>STAGE PROCEDURE</b>	
At signal, engage all targets and steel as they become visible from within the shooting area.	
<b>SCORING:</b>	Comstock, 32 rounds, 160 points
<b>TARGETS:</b>	13 IPSC, 6 steel
<b>SCORED HITS:</b>	Best 2 per IPSC, Steel Down = 1A
<b>START-STOP:</b>	Audible-Last Shot

**RULES:** Practical Shooting Handbook, Latest Edition **Course Designer: Michael Linsalata**

**START POSITION:** Standing anywhere in shooting area, wrists below belt. Gun loaded and holstered. PCC start is gun loaded. Safety on. Muzzle pointed down range. Butt touching belt.



Special Thanks: Trace Decker

**Stage 2**  
**(Pit 2)**



# 2023 Long Island Championship

**LIPSA**

**Eleven**

**RULES:** Practical Shooting Handbook, Latest Edition **Course Designer: Sal Amato**

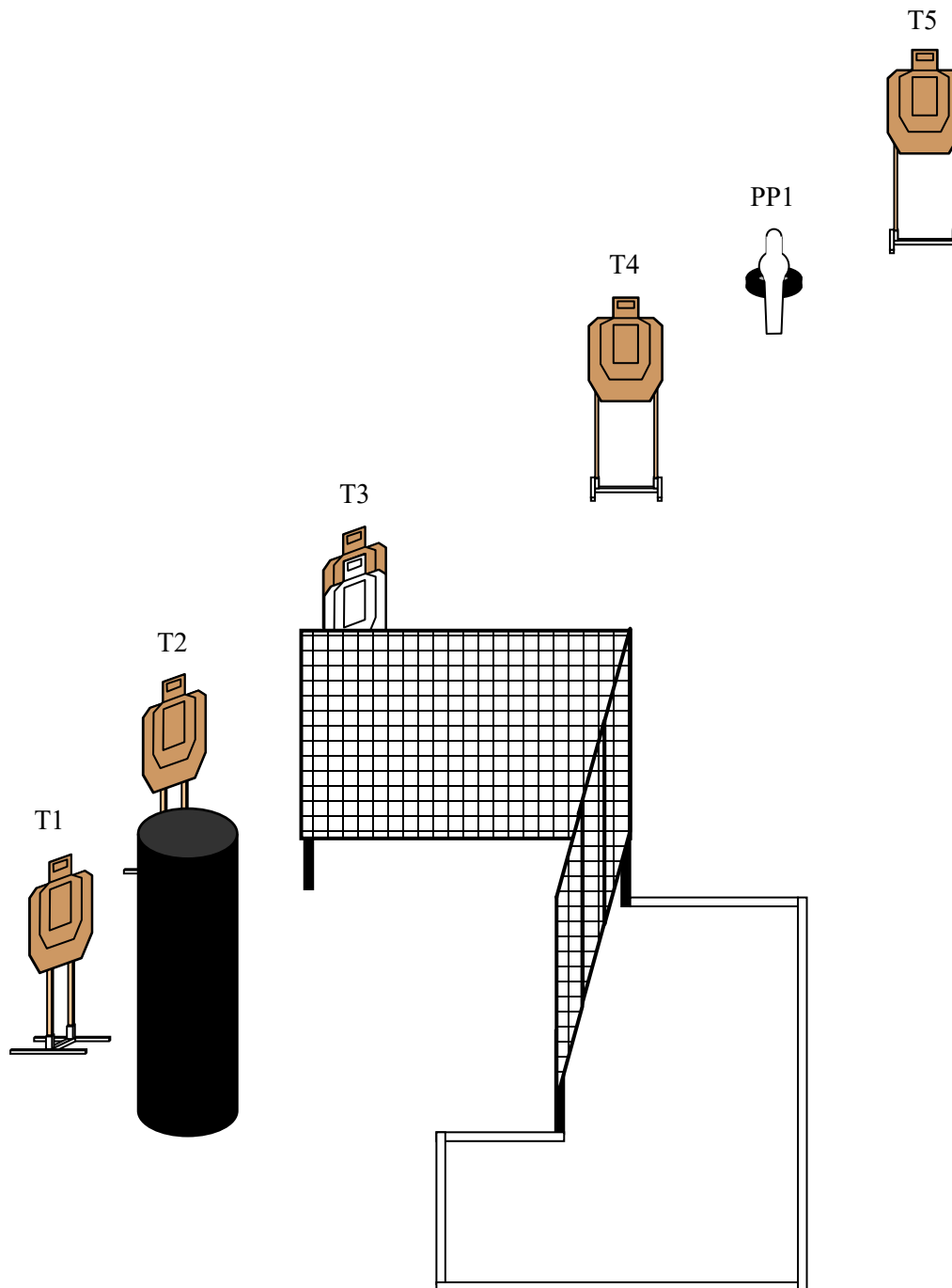
**START POSITION:** Standing anywhere in shooting area, wrists below belt. Gun loaded and holstered.  
PCC start is gun loaded, safety on. Muzzle pointing down range. Butt touching belt.

### STAGE PROCEDURE

At signal, engage all targets and steel as they become visible from the shooting area.

### SCORING

**SCORING:** Comstock, 11 rounds, 55 points  
**TARGETS:** 5 USPSA, 1 steel  
**SCORED HITS:** Best 2 per USPSA, Steel Down = 1A  
**START-STOP:** Audible-Last Shot



**Stage 3**  
**(Pit 3)**



# 2023 Long Island Championship

**LIPSA**

## I feel The Need

**RULES:** Practical Shooting Handbook, Latest Edition **Course Designer: Michael Linsalata**

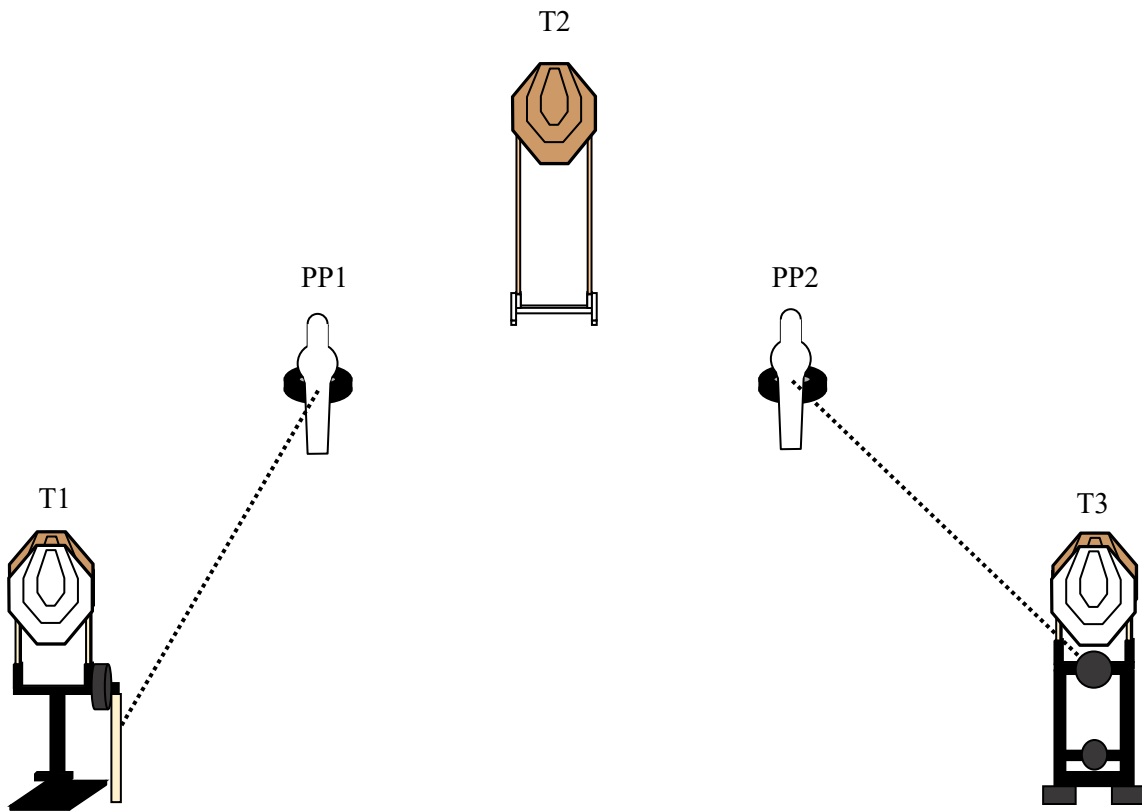
**START POSITION:** Standing in Box A, wrists above shoulders. Gun loaded and holstered. PCC start is gun loaded, safety on. Held in strong hand with butt on belt. Weak wrist above shoulder.

### STAGE PROCEDURE

At signal, engage all targets and steel as they become visible from within the shooting area. **PP1 activates T1 (Out & Back). PP2 activates T3 (Max Trap). Both must be activated before being engaged.**

### SCORING

**SCORING:** Comstock, 8 rounds, 40 points  
**TARGETS:** 3 IPSC, 2 steel  
**SCORED HITS:** Best 2 per IPSC, Steel Down = 1A  
**START-STOP:** Audible-Last Shot



**Stage 4**  
**(Pit 3)**



# 2023 Long Island Championship

**LIPSA**

# Take Out The Trash

**RULES:** Practical Shooting Handbook, Latest Edition **COURSE DESIGNER: Sal Amato**

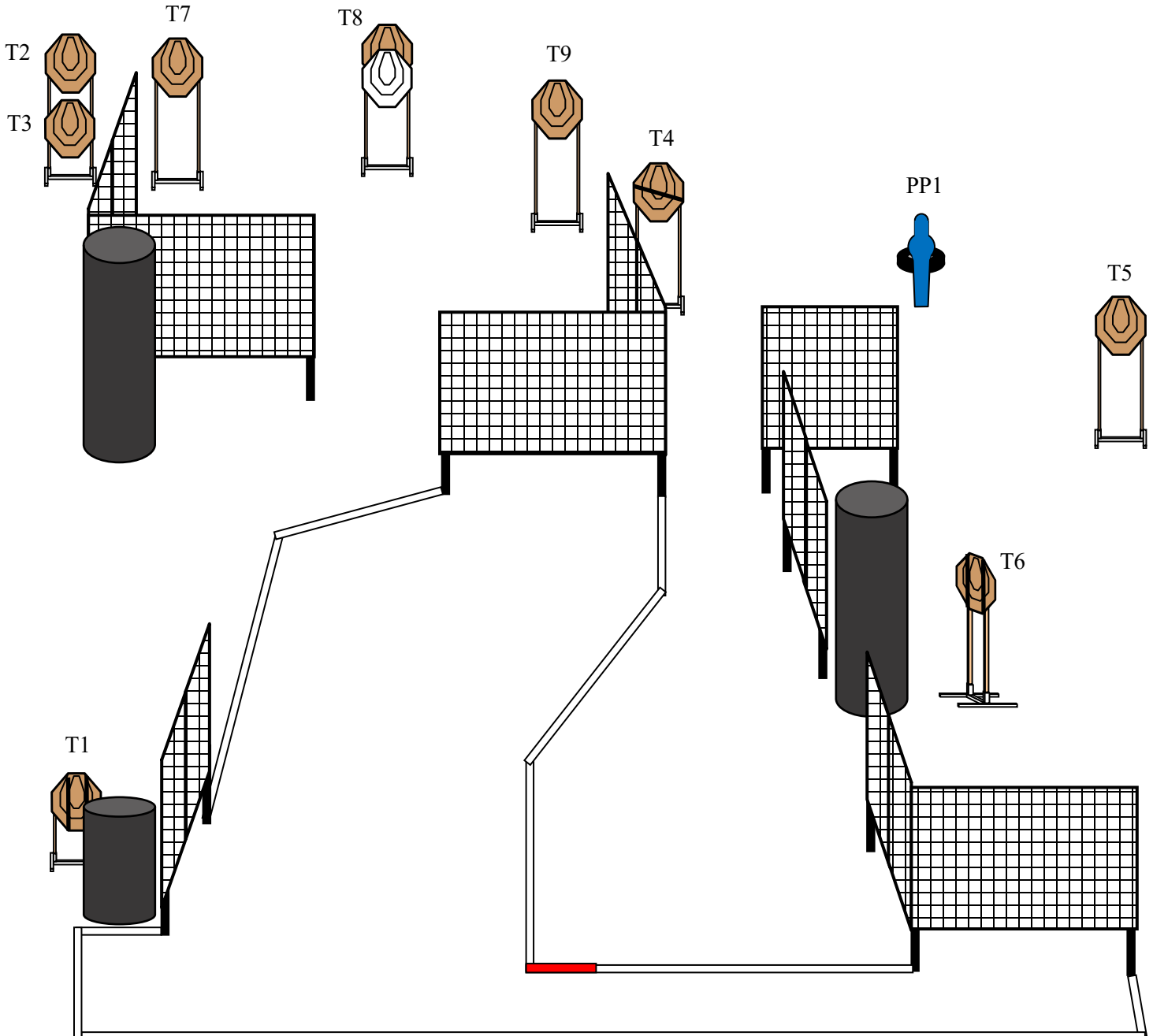
**START POSITION:** Standing with toes touching **RED** mark, wrists below belt. Gun loaded and holstered.  
PCC start is gun loaded, safety on. Muzzle pointing down range. Butt touching belt.

### STAGE PROCEDURE

At signal, engage all targets and steel as they become visible from the shooting area.

### SCORING

**SCORING:** Comstock, 19 rounds, 95 points  
**TARGETS:** 9 IPSC, 1 steel  
**SCORED HITS:** Best 2 per IPSC, Steel Down = 1A  
**START-STOP:** Audible-Last Shot



**Stage 5 (Pit 4)**



# 2023 Long Island Championship

## LIPSA A Rose By Any Other Name

**RULES:** Practical Shooting Handbook, Latest Edition **COURSE DESIGNER: Michael Linsalata**

**START POSITION:** Standing with toes touching **RED** mark, wrists below belt. Gun loaded and holstered. PCC start is gun loaded, safety on. Muzzle pointing down range. Butt touching belt.

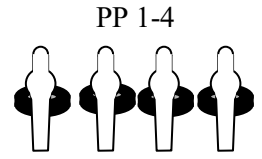
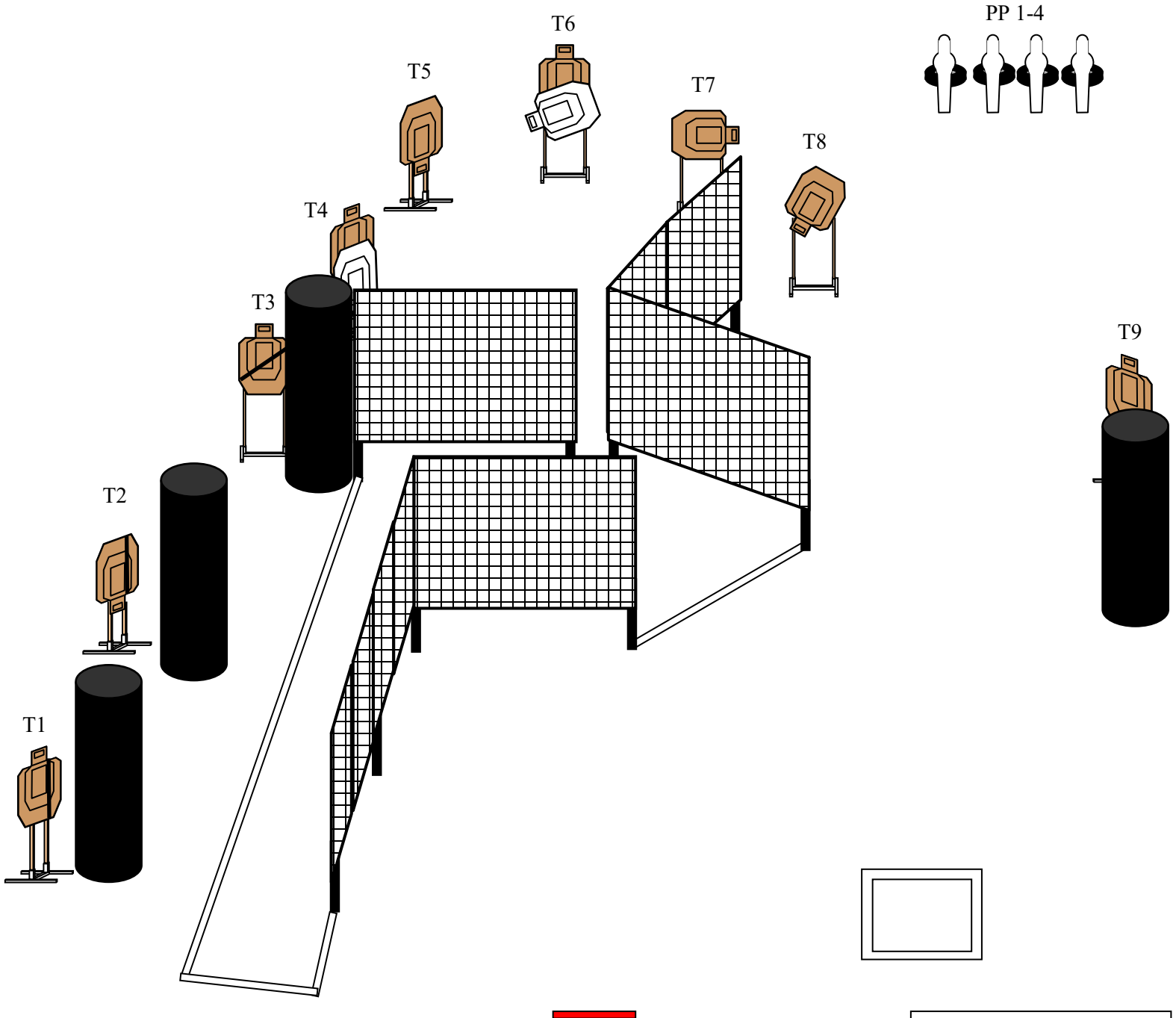
### STAGE PROCEDURE

At signal, engage all targets and steel as they become visible from within the two shooting areas.

Special Thanks: @morganrose3gun

### SCORING

**SCORING:** Comstock, 22 rounds, 110 points  
**TARGETS:** 9 USPSA, 4 steel  
**SCORED HITS:** Best 2 per USPSA, Steel Down = 1A  
**START-STOP:** Audible-Last Shot



**Stage 6 (Pit 5)**



# 2023 Long Island Championship

## LIPSA

# I Did It My Way II

**RULES:** Practical Shooting Handbook, Latest Edition **Course Designer: Rick Esposito**

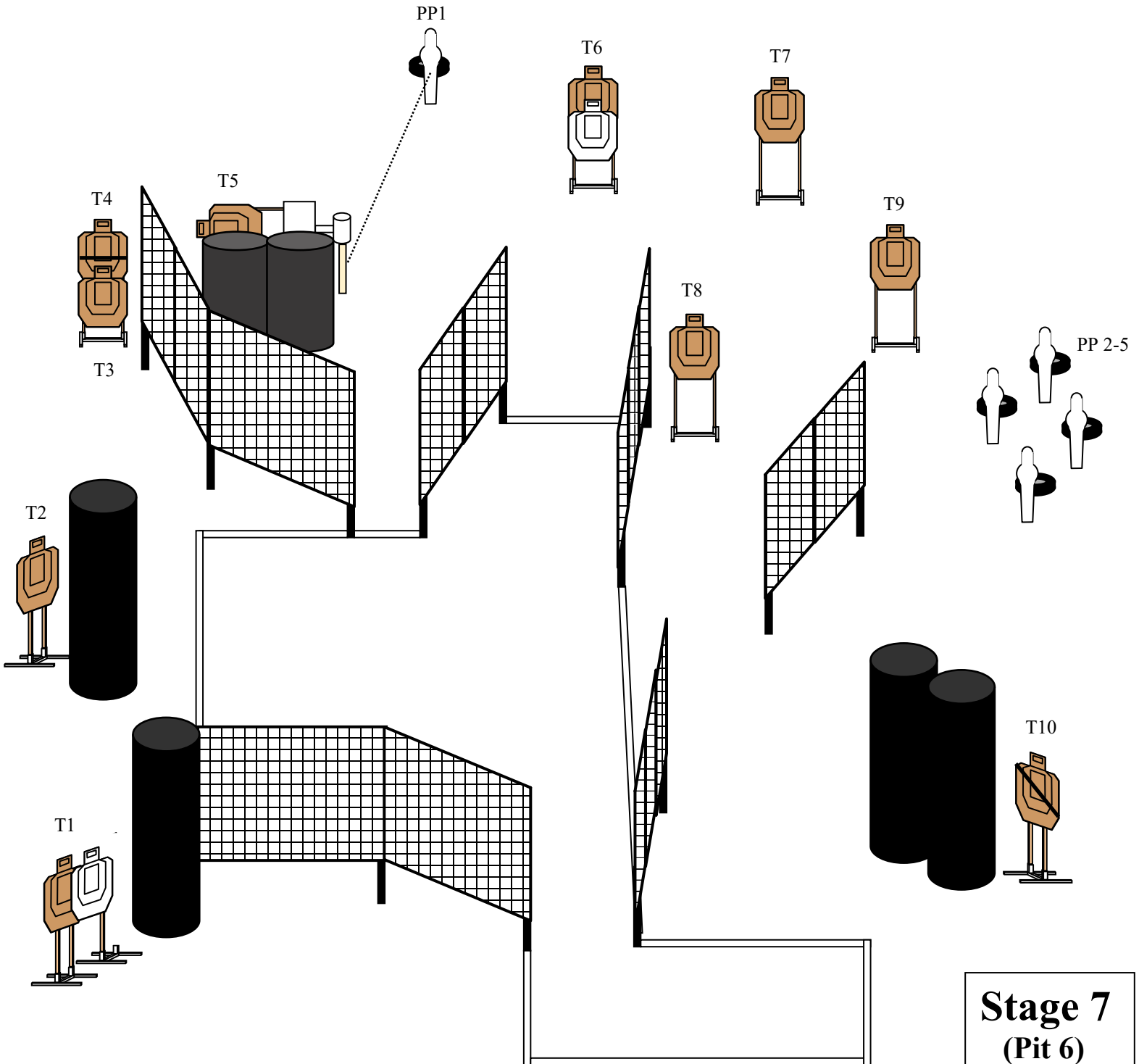
**START POSITION:** Standing anywhere in shooting area, wrists below belt. Gun loaded and holstered.  
PCC start is gun loaded, safety on. Muzzle pointing down range. Butt touching belt.

### STAGE PROCEDURE

At signal, engage all targets and steel as they become visible from the shooting area. **PP1 activates T5 (Swinger). T5 must be activated before being engaged.**

### SCORING

**SCORING:** Comstock, 25 rounds, 125 points  
**TARGETS:** 10 USPSA, 5 steel  
**SCORED HITS:** Best 2 per USPSA, Steel Down = 1A  
**START-STOP:** Audible-Last Shot



**Stage 7**  
**(Pit 6)**





# 2023 Long Island Championship

## LIPSA

# A Gang Of Guapos

**RULES:** Practical Shooting Handbook, Latest Edition **COURSE DESIGNER:** Robert Torres

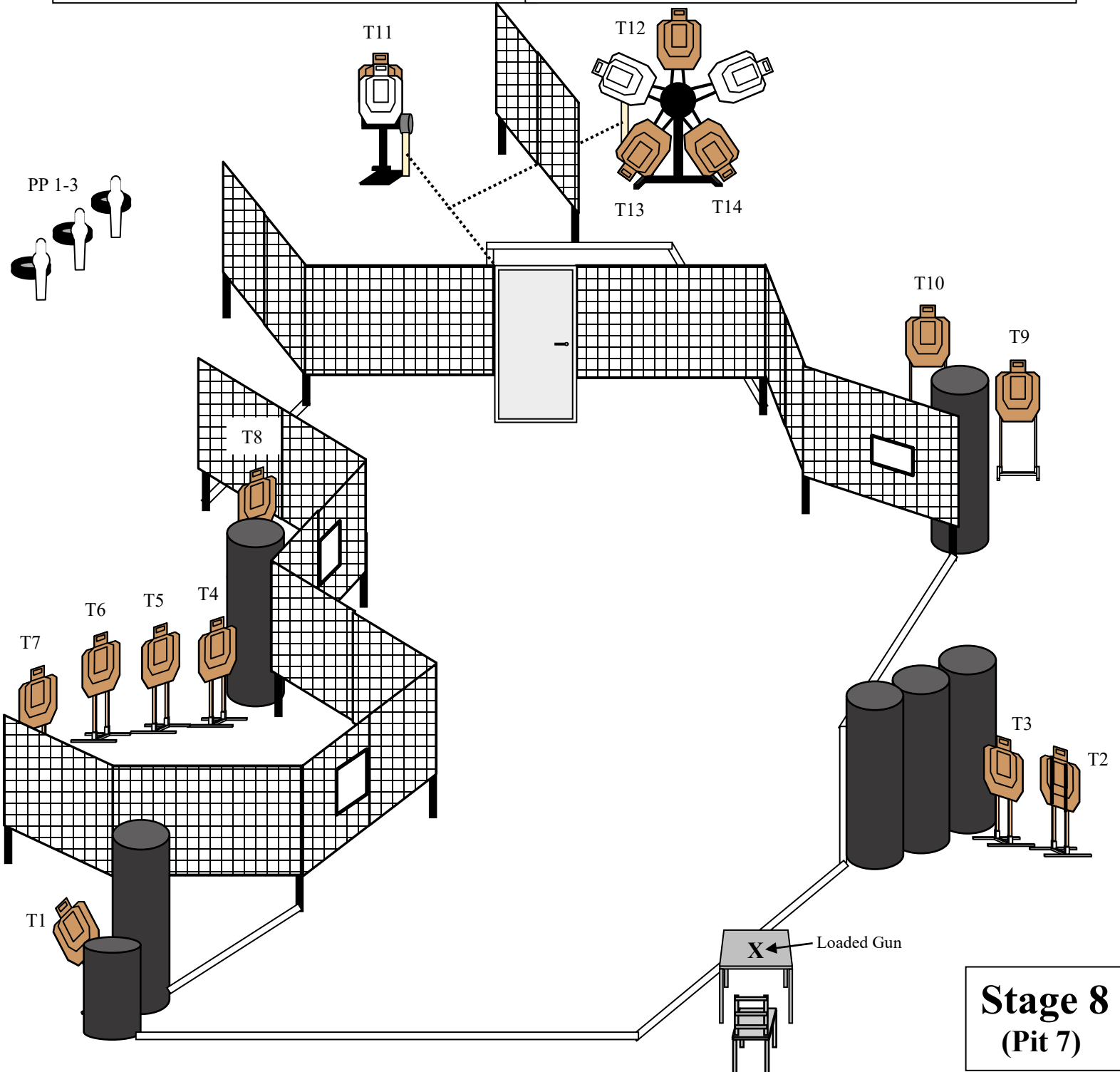
**START POSITION:** Sitting in chair leaning back with hands on knees. Loaded gun is placed on X on table. PCC has same start position.

### STAGE PROCEDURE

At signal, engage all targets and steel as they become visible from within the shooting area. **(Opening door activates T11-T14. They must be activated before being engaged).**

### SCORING

**SCORING:** Comstock, 31 rounds, 155 points  
**TARGETS:** 14 USPSA, 3 steel  
**SCORED HITS:** Best 2 per USPSA, Steel Down = 1A  
**START-STOP:** Audible-Last Shot



**Stage 8**  
**(Pit 7)**



# 2023 Long Island Championship

**LIPSA**

## Short Round

**RULES:** Practical Shooting Handbook, Latest Edition **Course Designer: Michael Linsalata**

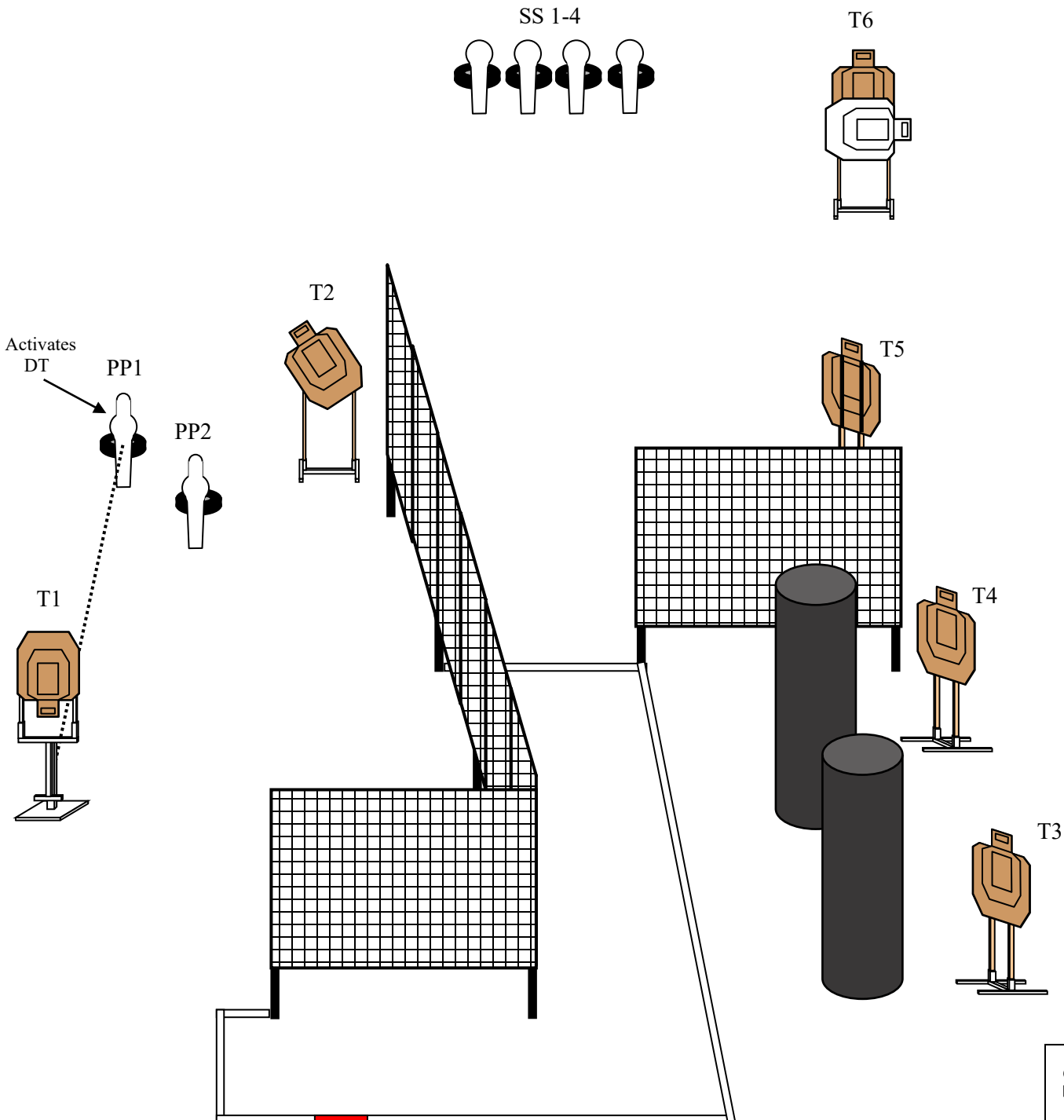
**START POSITION:** Standing with heels touching **RED** mark, wrists below belt. Gun loaded and holstered. PCC start is gun loaded. Safety on. Muzzle pointed down range. Butt touching belt.

### STAGE PROCEDURE

At signal, engage all targets and steel as they become visible from the shooting area. **PP1 activates T1 (Disappearing Target). T1 must be activated before being engaged.**

### SCORING

**SCORING:** Comstock, 18 rounds, 90 points  
**TARGETS:** 6 USPSA, 6 steel  
**SCORED HITS:** Best 2 per USPSA, steel down=1A  
**START-STOP:** Audible-Last Shot



**Stage 9**  
**(Pit 8)**



# 2023 Long Island Championship

**LIPSA**

## The Need 4 Speed

**RULES:** Practical Shooting Handbook, Latest Edition **Course Designer:** Michael Linsalata

**START POSITION:** Standing in Box A, wrists above shoulders. Gun loaded and holstered. PCC start is gun loaded. Safety on. Held in strong hand with butt on belt. Weak wrist above shoulder.

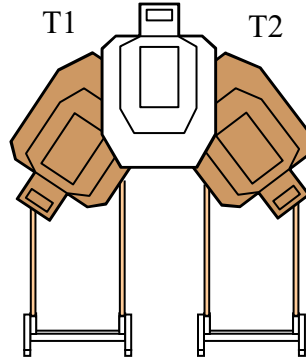
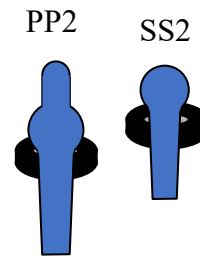
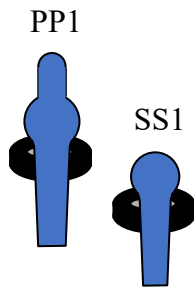
### STAGE PROCEDURE

At signal, engage all targets and steel as they become visible from Box A.

**Special Thanks:** Tom Cruise, Top Gun

### SCORING

**SCORING:** Comstock, 8 rounds, 40 points  
**TARGETS:** 2 USPSA, 4 steel  
**SCORED HITS:** Best 2 per USPSA, Steel Down = 1A  
**START-STOP:** Audible-Last Shot



**Stage 10**  
**(Pit 9)**

# 2023 Long Island Championship



**LIPSA**

## Hang Ten

**RULES:** Practical Shooting Handbook, Latest Edition **Course Designer:** Michael Linsalata

**START POSITION:** Standing with toes touching **RED** mark, wrists below belt. Gun loaded and holstered.  
PCC start is gun loaded, safety on. Muzzle pointing down range. Butt touching belt.

### STAGE PROCEDURE

At signal, engage all targets and steel as they become visible from within the shooting area.

**Targets get 1 round each.**

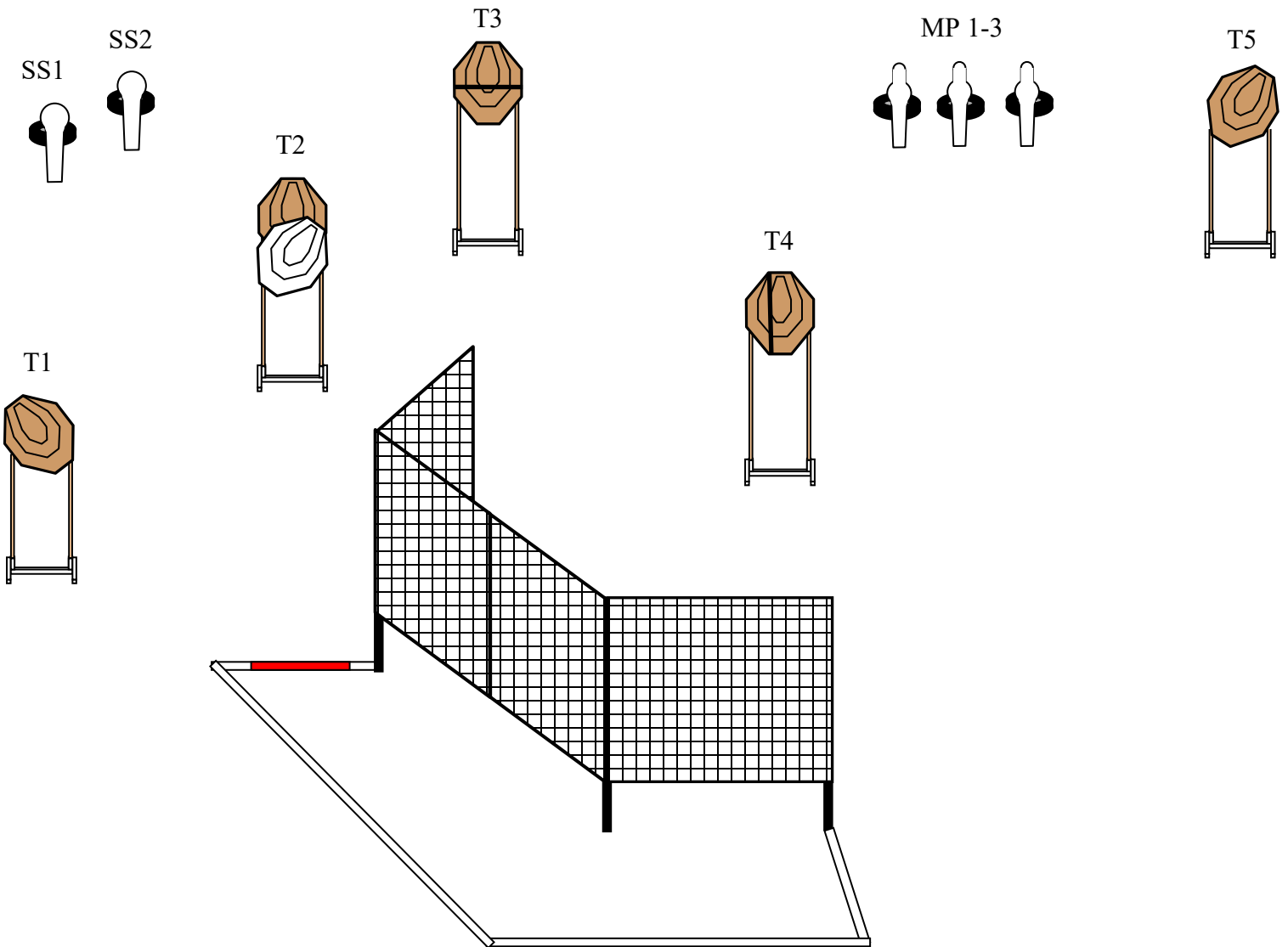
### SCORING

**SCORING:** Comstock, 10 rounds, 50 points

**TARGETS:** 5 IPSC, 5 steel

**SCORED HITS:** Best 1 per IPSC, Steel Down = 1A

**START-STOP:** Audible-Last Shot



**Stage 11**  
**(Pit 10)**



# 2023 Long Island Championship

## LIPSA

# Practical Tactical

**RULES:** Practical Shooting Handbook, Latest Edition **Course Designer:** Michael Linsalata

**START POSITION:** Standing with hands on either side of port. Gun loaded and holstered. PCC start is gun loaded. Safety on. Held in strong hand. Weak hand on side of port.

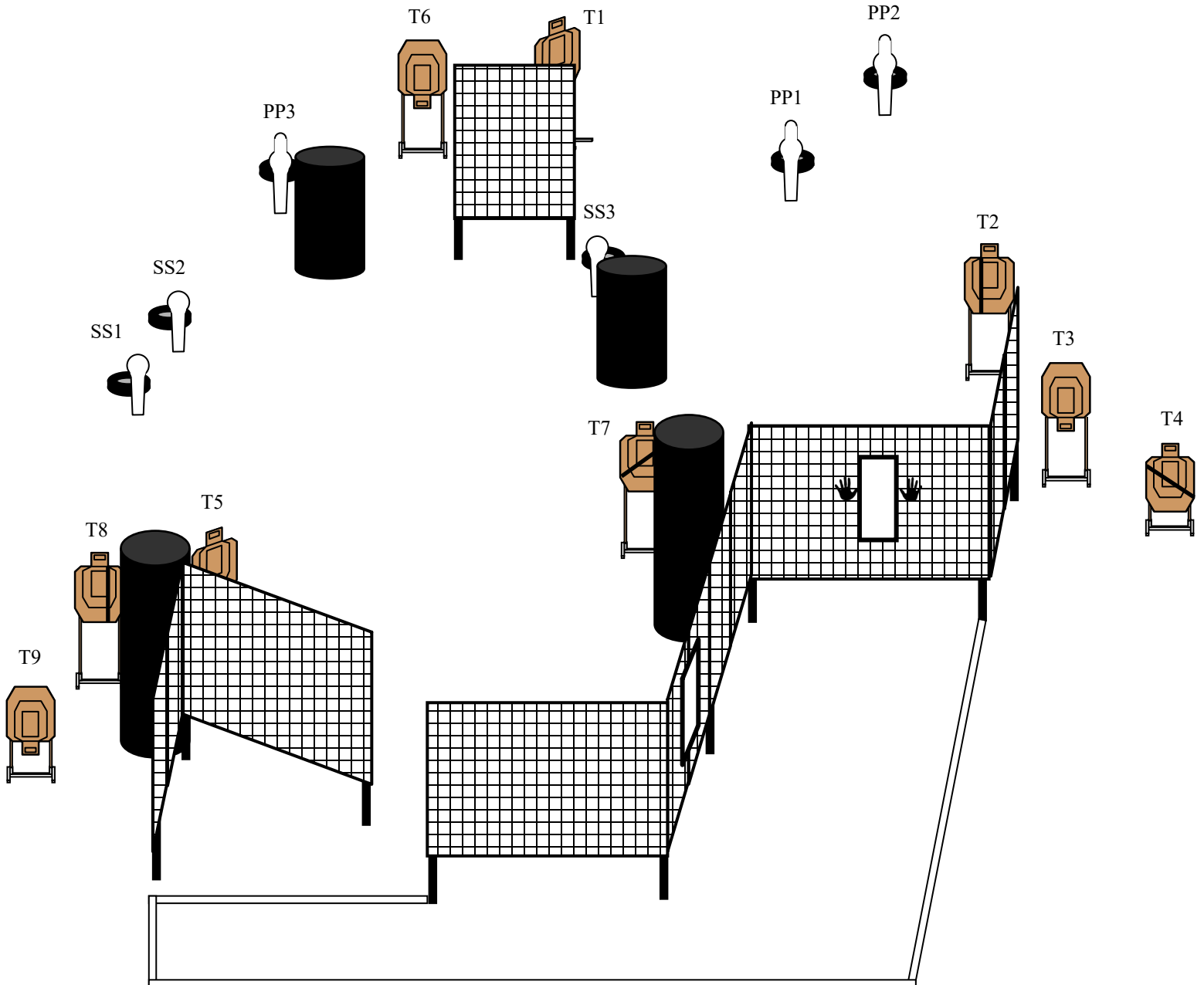
### STAGE PROCEDURE

At signal, engage all targets and steel as they become visible from within the shooting area.

Special Thanks: @tacticalbert

### SCORING

**SCORING:** Comstock, 24 rounds, 120 points  
**TARGETS:** 9 USPSA, 6 steel  
**SCORED HITS:** Best 2 per USPSA, Steel Down = 1A  
**START-STOP:** Audible-Last Shot



**Stage 12**  
**(Pit 11)**