



**LIPSA**

# *March Madness*

- Stage 1-** Uncertainty.....32 rounds
- Stage 2-** Down The Road.....23 rounds
- Stage 3-** The Long Haul II.....24 rounds
- Stage 4-** The Long Road Home.....30 rounds
- Stage 5-** Discom**BOB**ulated.....22 rounds
- Stage 6-** V.I.P O'D.....25 rounds
- Stage 7-** CM 22-06 Blues Don't Care.....7 rounds  
(Pit 7)
- Stage 8-** Hard Drop.....7 rounds  
(Pit 7)
- Stage 9-** Miley's Swinger.....18 Rounds  
(Pit 8)

**Total-188 Rounds**



# March Madness

## LIPSA

# Uncertainty

**RULES:** Practical Shooting Handbook, Latest Edition **COURSE DESIGNER:** Michael Linsalata

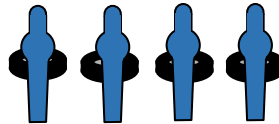
**START POSITION:** Standing anywhere in shooting area, wrists below belt. Gun loaded and holstered.  
PCC start is gun loaded. Safety on. Muzzle pointed down range. Butt touching belt.

### STAGE PROCEDURE

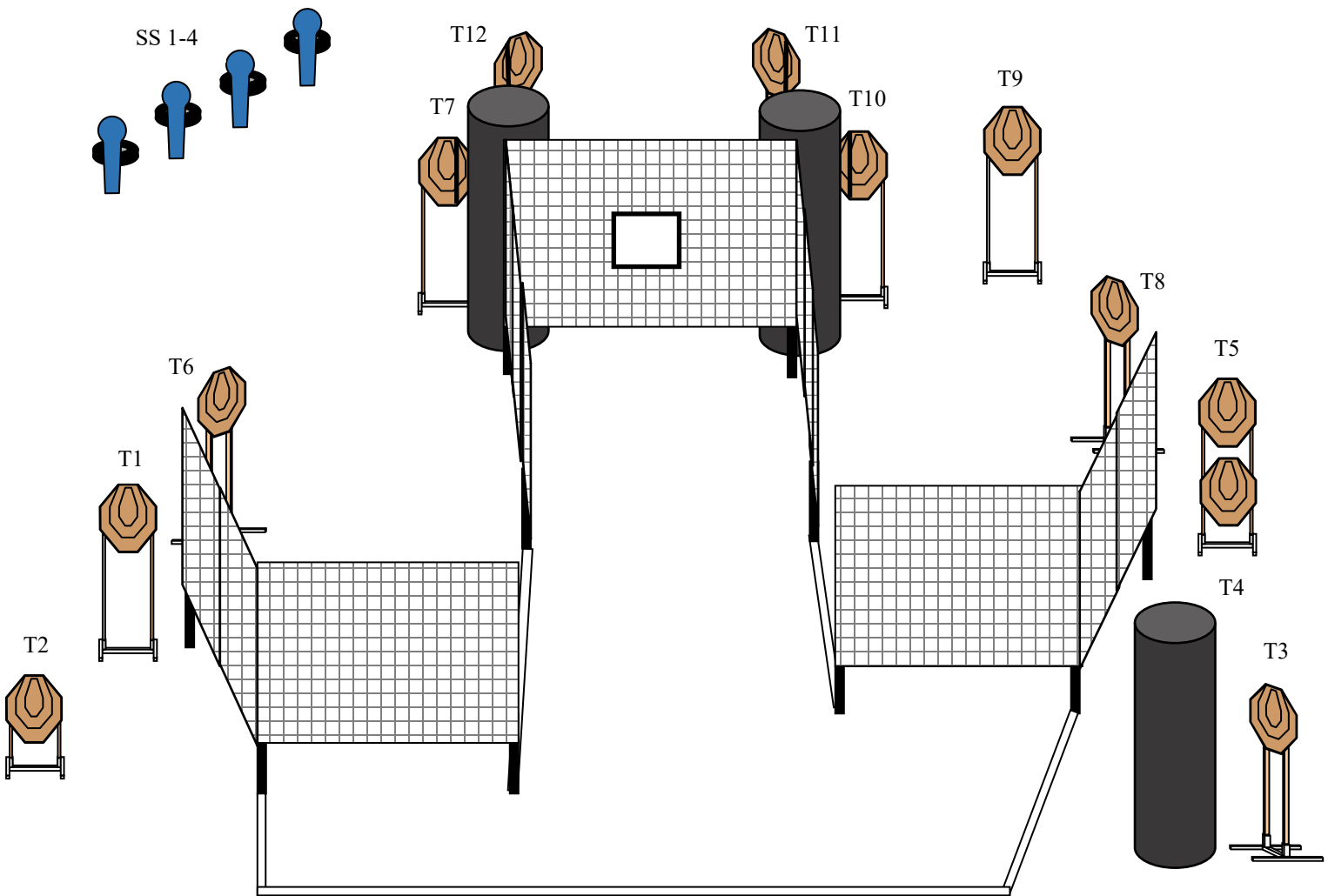
At signal, engage all targets and steel as they become visible from within the shooting area.

### SCORING

<b>SCORING:</b>	Comstock, 32 rounds, 160 points
<b>TARGETS:</b>	12 IPSC, 8 steel
<b>SCORED HITS:</b>	Best 2 per IPSC, Steel Down = 1A
<b>START-STOP:</b>	Audible-Last Shot



PP 1-4



**Stage 1**



# March Madness

**LIPSA**

# Down The Road

**RULES:** Practical Shooting Handbook, Latest Edition **Course Designer: Sal Amato**

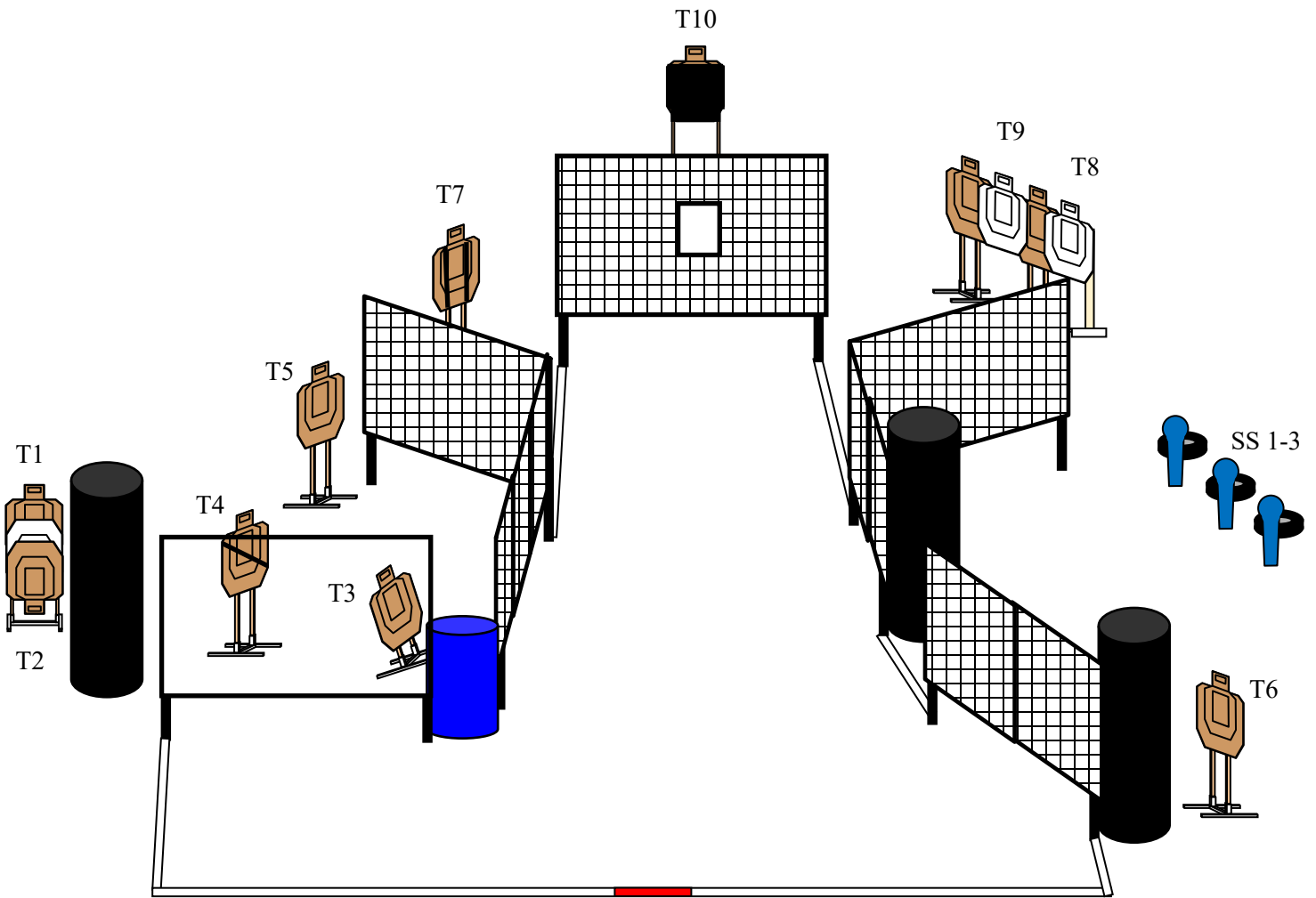
**START POSITION:** Standing with heels touching **RED** mark, wrists below belt. Gun loaded and holstered.  
PCC start is gun loaded, safety on. Muzzle pointed down range. Butt touching belt.

### STAGE PROCEDURE

At signal, engage all targets and steel as they become visible from the shooting area.

### SCORING

**SCORING:** Comstock, 23 rounds, 115 points  
**TARGETS:** 10 USPSA, 3 steel  
**SCORED HITS:** Best 2 per USPSA, Steel Down = 1A  
**START-STOP:** Audible-Last Shot



**Stage 2**



# March Madness

## LIPSA

# The Long Haul II

**RULES:** Practical Shooting Handbook, Latest Edition **Course Designer: Michael Linsalata**

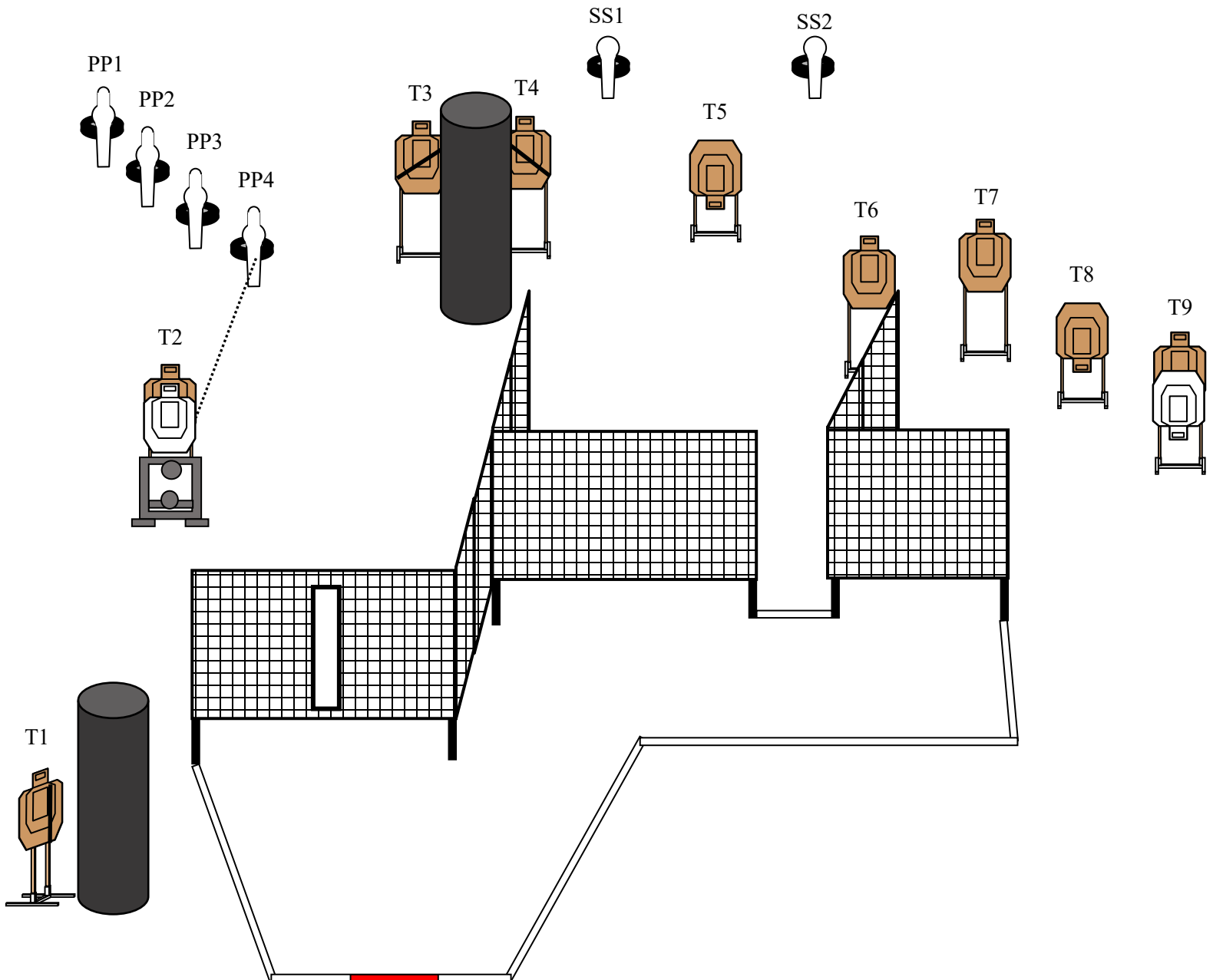
**START POSITION:** Standing with heels touching **RED** mark, wrists below belt. Gun loaded and holstered. PCC start is gun loaded. Safety on. Muzzle pointed down range. Butt touching belt.

### STAGE PROCEDURE

At signal, engage all targets and steel as they become visible from within the fault lines. **PP4** activates **T2 (Max Trap)**. **T2** must be activated before being engaged.

### SCORING

**SCORING:** Comstock, 24 rounds, 120 points  
**TARGETS:** 9 USPSA, 6 steel  
**SCORED HITS:** Best 2 per USPSA, Steel Down = 1A  
**START-STOP:** Audible-Last Shot



**Stage 3**



# March Madness

**LIPSA**

# The Long Road Home

**RULES:** Practical Shooting Handbook, Latest Edition **Course Designer:** Michael Linsalata

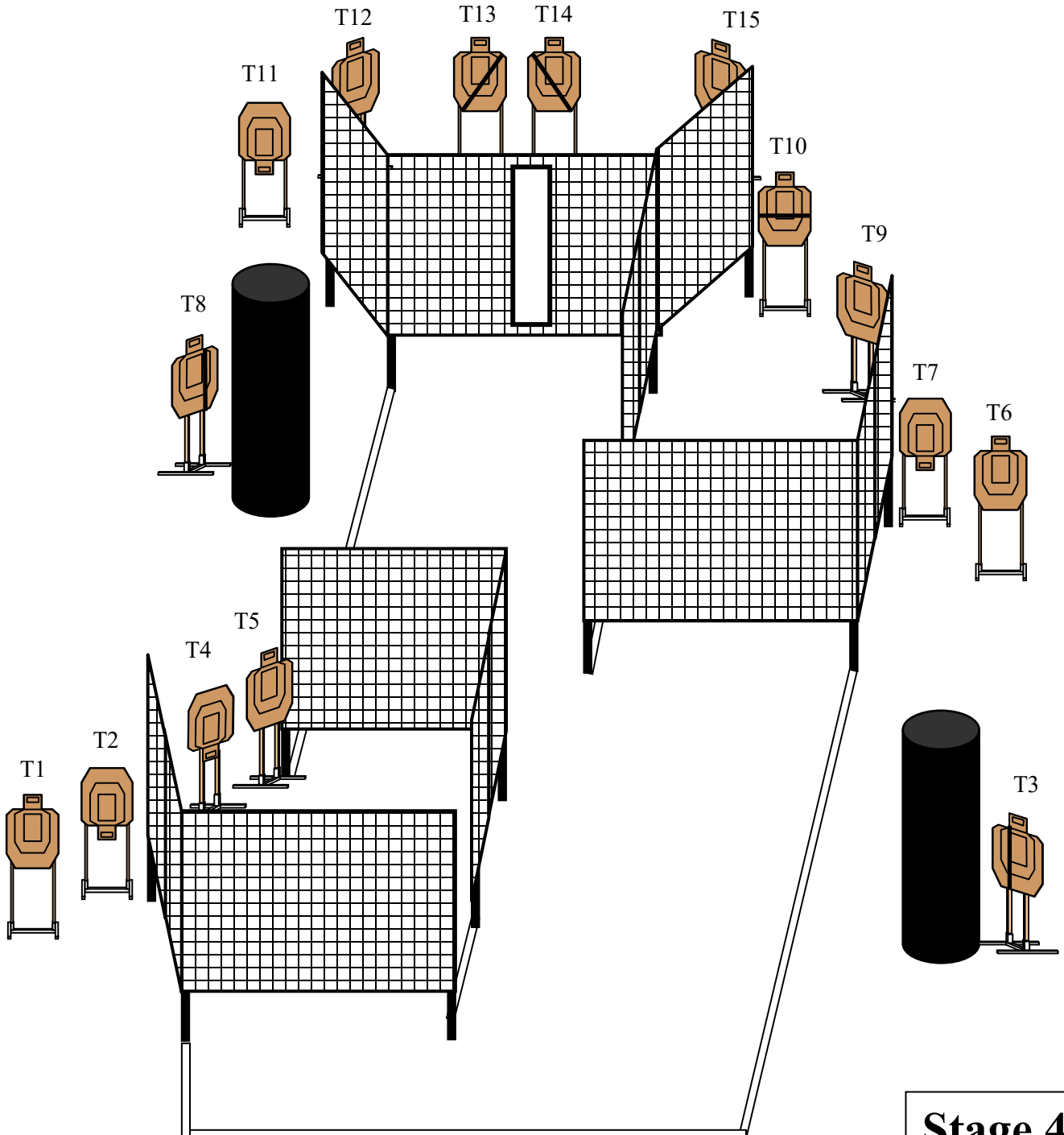
**START POSITION:** Standing anywhere in shooting Area, wrists below belt. Gun loaded and holstered.  
PCC start is gun loaded, safety on. Pointing down range. Butt of gun touching belt.

### STAGE PROCEDURE

At signal, engage all targets as they become visible from within the shooting area.

### SCORING

**SCORING:** Comstock, 30 rounds, 150 points  
**TARGETS:** 15 USPSA  
**SCORED HITS:** Best 2 per USPSA  
**START-STOP:** Audible-Last Shot



**Stage 4**



# March Madness

**LIPSA**

# DiscomBOBulated

**RULES:** Practical Shooting Handbook, Latest Edition **Course Designer: Michael Linsalata**

**START POSITION:** Standing anywhere in shooting Area, wrists below belt. Gun loaded and holstered.  
PCC start is gun loaded, safety on. Pointing down range. Butt of gun touching belt.

### STAGE PROCEDURE

At signal, engage all targets and steel as they become visible from within the shooting area.

**PP1 activates T3 (Bobber). T3 must be activated before being engaged.**

### SCORING

**SCORING:** Comstock, 22 rounds, 110 points

**TARGETS:** 8 IPSC, 6 steel

**SCORED HITS:** Best 2 per IPSC, Steel Down = 1A

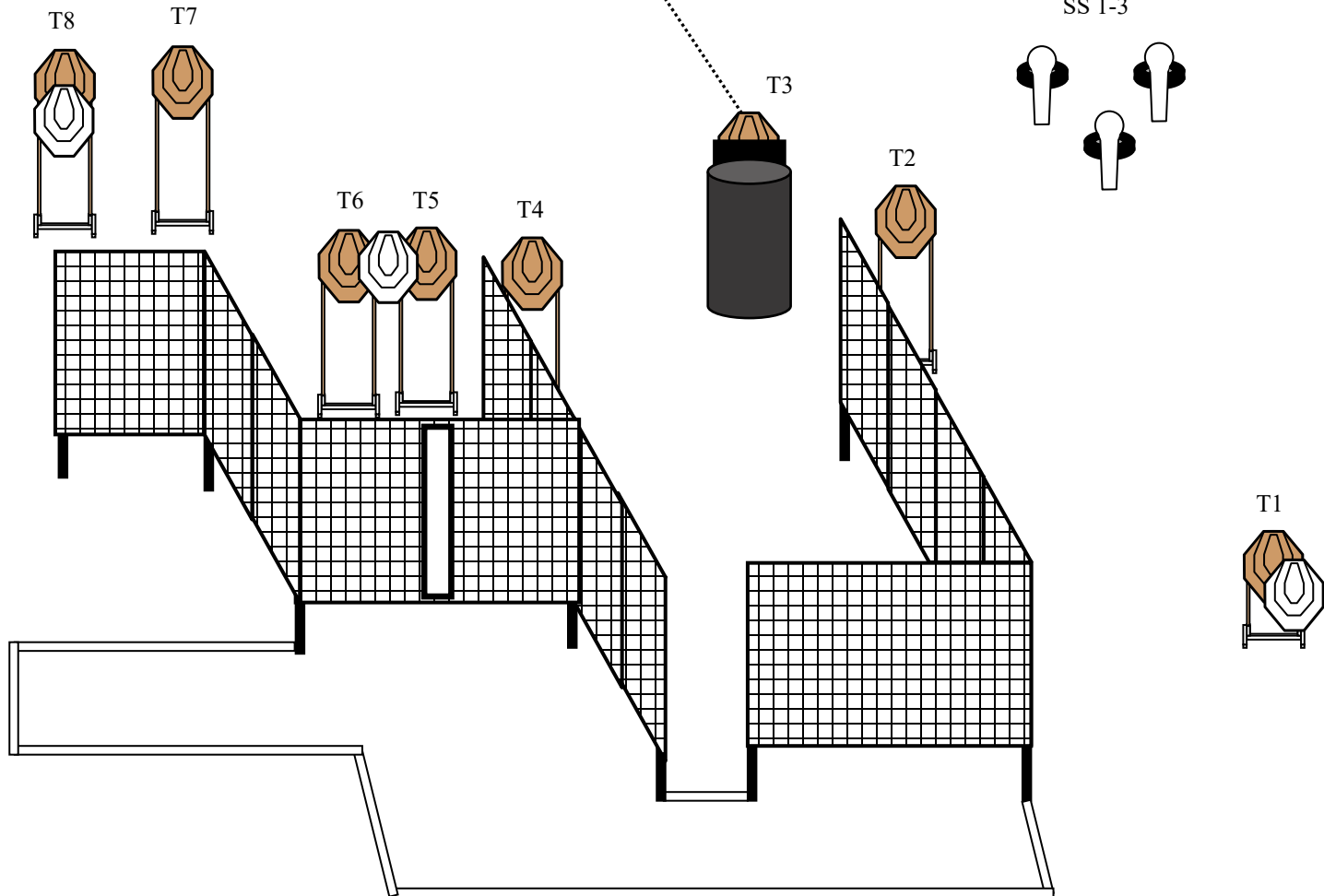
**START-STOP:** Audible-Last Shot

MP2



MP1

PP1



**Stage 5**



# March Madness

## LIPSA

## V.I.P. O'D

**RULES:** Practical Shooting Handbook, Latest Edition **Course Designer:** Michael Linsalata

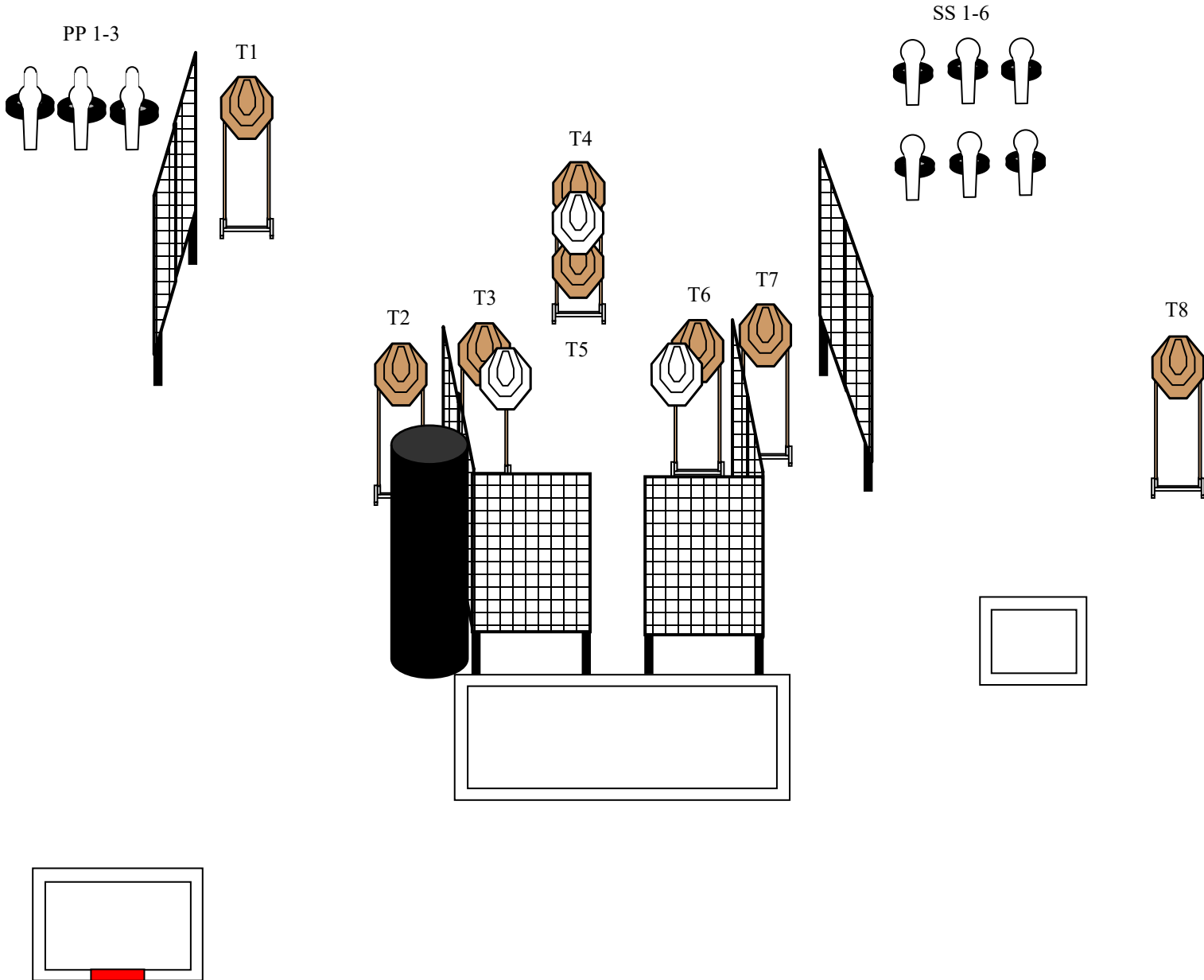
**START POSITION:** Standing with heels touching **RED** mark, wrists above shoulders. Gun loaded and holstered.  
PCC start is gun loaded. Safety on. Held in strong hand with butt on belt. Weak wrist above shoulder.

### STAGE PROCEDURE

At signal, engage all targets and steel as they become visible from the 3 shooting areas.

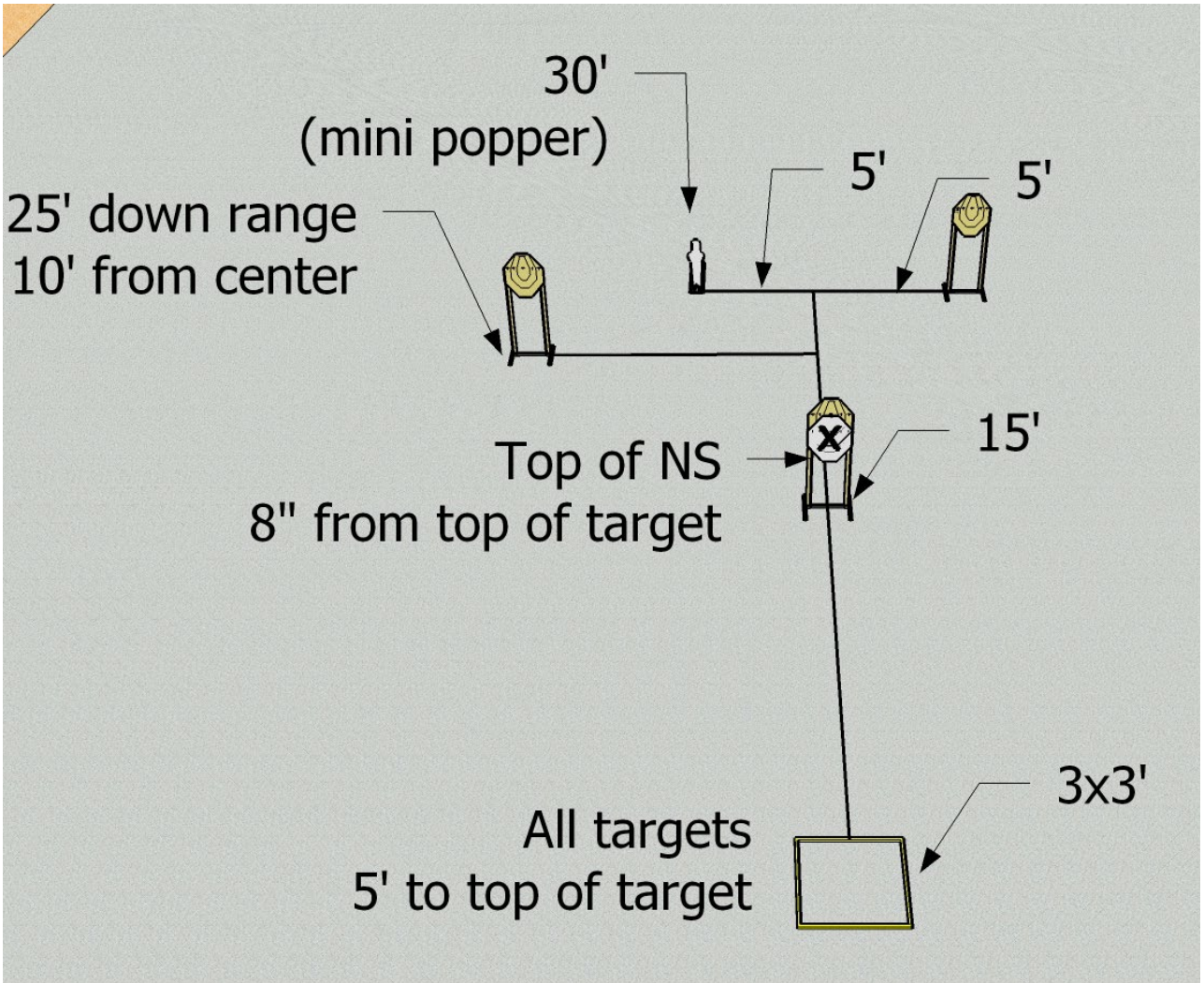
### SCORING

**SCORING:** Comstock, 25 rounds, 125 points  
**TARGETS:** 8 IPSC, 9 steel  
**SCORED HITS:** Best 2 per IPSC, Steel Down= 1A  
**START-STOP:** Audible-Last Shot





## Set-up Notes







# March Madness

**LIPSA**

## Hard Drop

**RULES:** Practical Shooting Handbook, Latest Edition **Course Designer: Michael Linsalata**


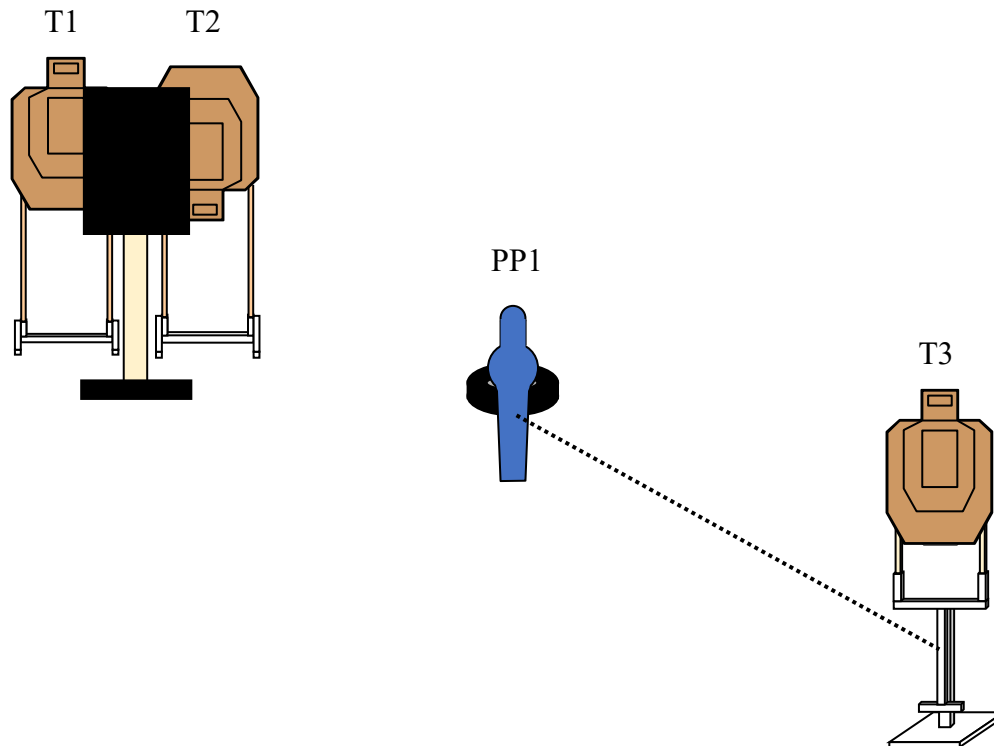
**START POSITION:** Standing in Box A, wrists above shoulders. Gun loaded and holstered. PCC start is gun loaded. Safety on. Held in strong hand with butt on belt. Weak wrist above shoulder.

### STAGE PROCEDURE

At signal, engage all targets and steel as they become visible from Box A. **PP1 activates T3 (Disappearing Target). T3 must be activated before being engaged.**

### SCORING

**SCORING:** Comstock, 7 rounds, 35 points  
**TARGETS:** 3 USPSA, 1 steel  
**SCORED HITS:** Best 2 per USPSA, Steel Down = 1A  
**START-STOP:** Audible-Last Shot



**Stage 8**  
**(Pit 7)**



# March Madness

**LIPSA**

# Miley's Swinger

**RULES:** Practical Shooting Handbook, Latest Edition **Course Designer: Michael Linsalata**

**START POSITION:** Standing with toes touching **RED** mark, wrists below belt. Gun holstered but **UNLOADED**. PCC start is gun **UNLOADED**. Pointing down range. Butt of gun touching belt.

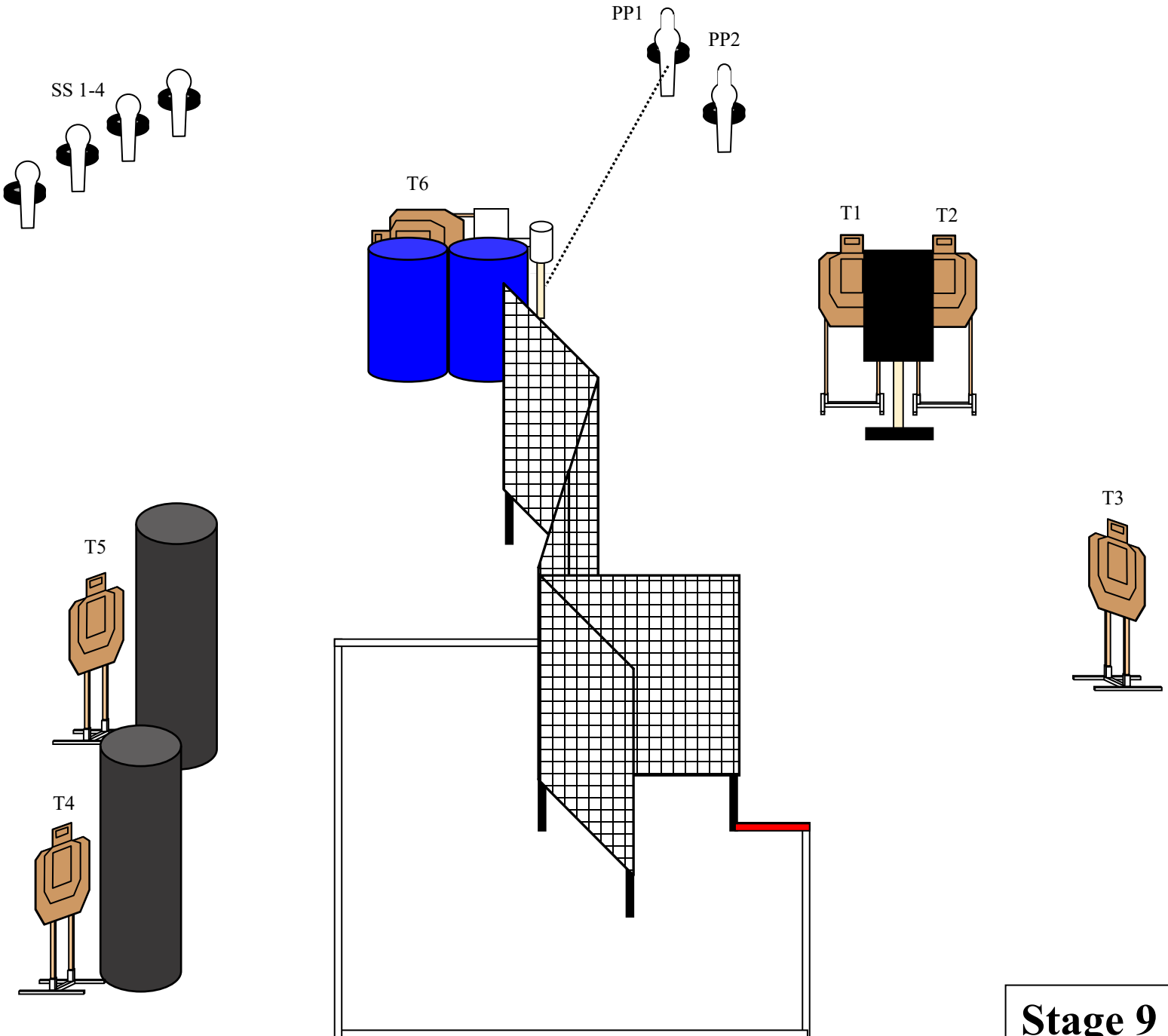
### STAGE PROCEDURE

At signal, load gun with mag from belt, then engage all targets and steel as they become visible from within the shooting area. **PP1 activates T6 (Swinger)**. **T6 must be activated before being engaged.**

Special Thanks: @cyrus\_9mm

### SCORING

**SCORING:** Comstock, 18 rounds, 90 points  
**TARGETS:** 6 USPSA, 6 steel  
**SCORED HITS:** Best 2 per USPSA, Steel Down = 1A  
**START-STOP:** Audible-Last Shot



**Stage 9  
(Pit 8)**