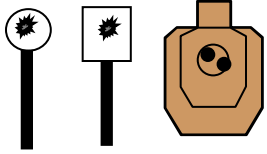


Action Shooting Match



LIPSA

Slippery Steel

RULES: Practical Shooting Handbook, Latest Edition **Course Designer:** Michael Linsalata

START POSITION: Standing anywhere in shooting Area, wrists below belt. Gun loaded and holstered. Rifle start is gun loaded. Safety on. Held at Low Ready. 22 pistol can be holstered or held at Low Ready.

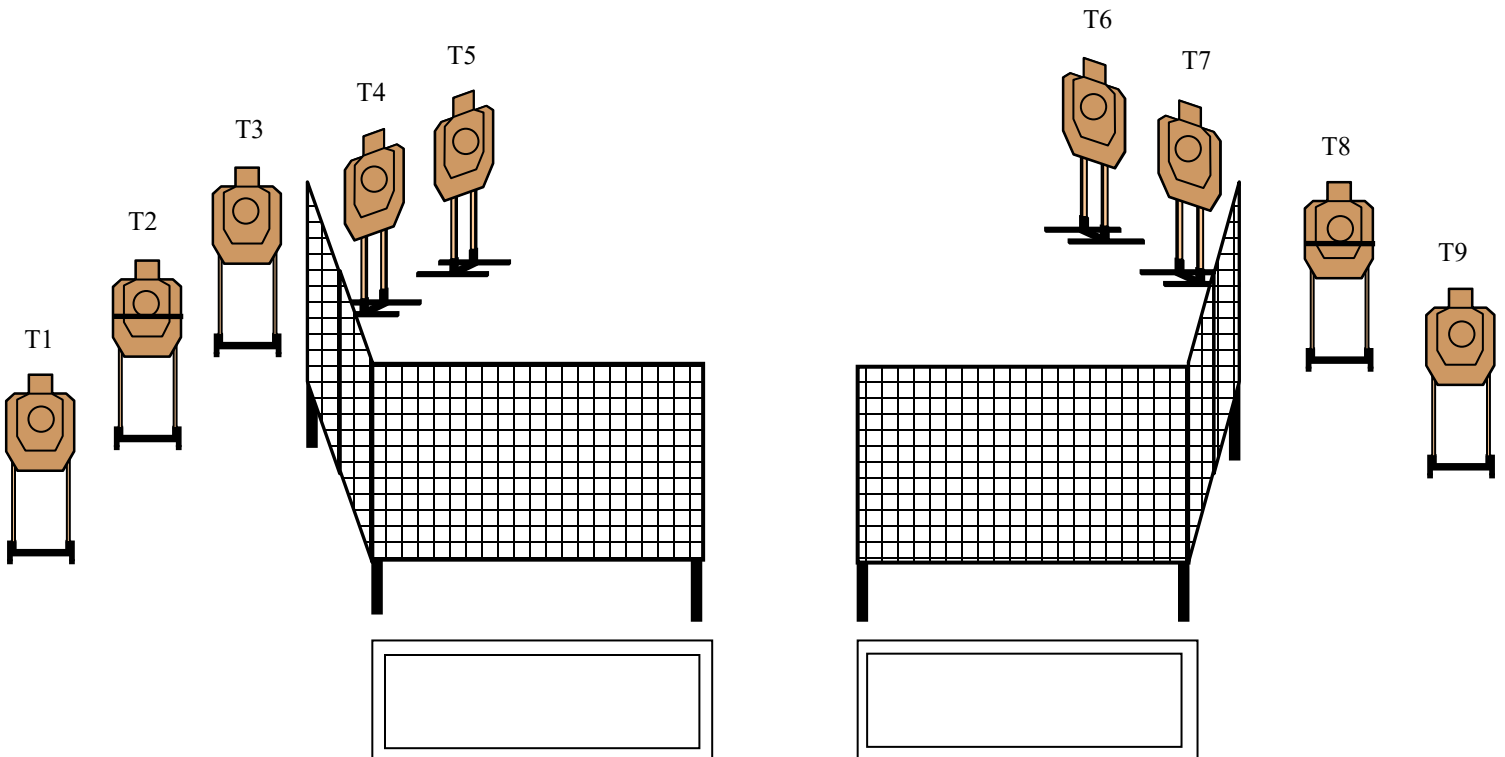
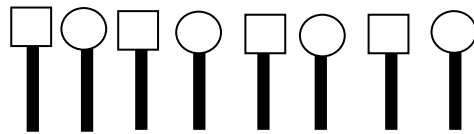
STAGE PROCEDURE

At signal, engage all targets and steel as they become visible from within the shooting area.

SCORING

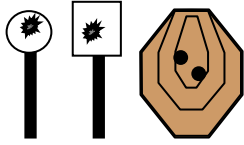
SCORING: 26 rounds
TARGETS: 9 IDPA, 8 steel
SCORED HITS: A+0, C+1 sec, D+3 sec, hit on steel (static)
START-STOP: Audible-Last Shot

S 1-8



Stage 1

Action Shooting Match



LIPSA

Groups Of Eight

RULES: Practical Shooting Handbook, Latest Edition Course Designer: **Michael Linsalata**

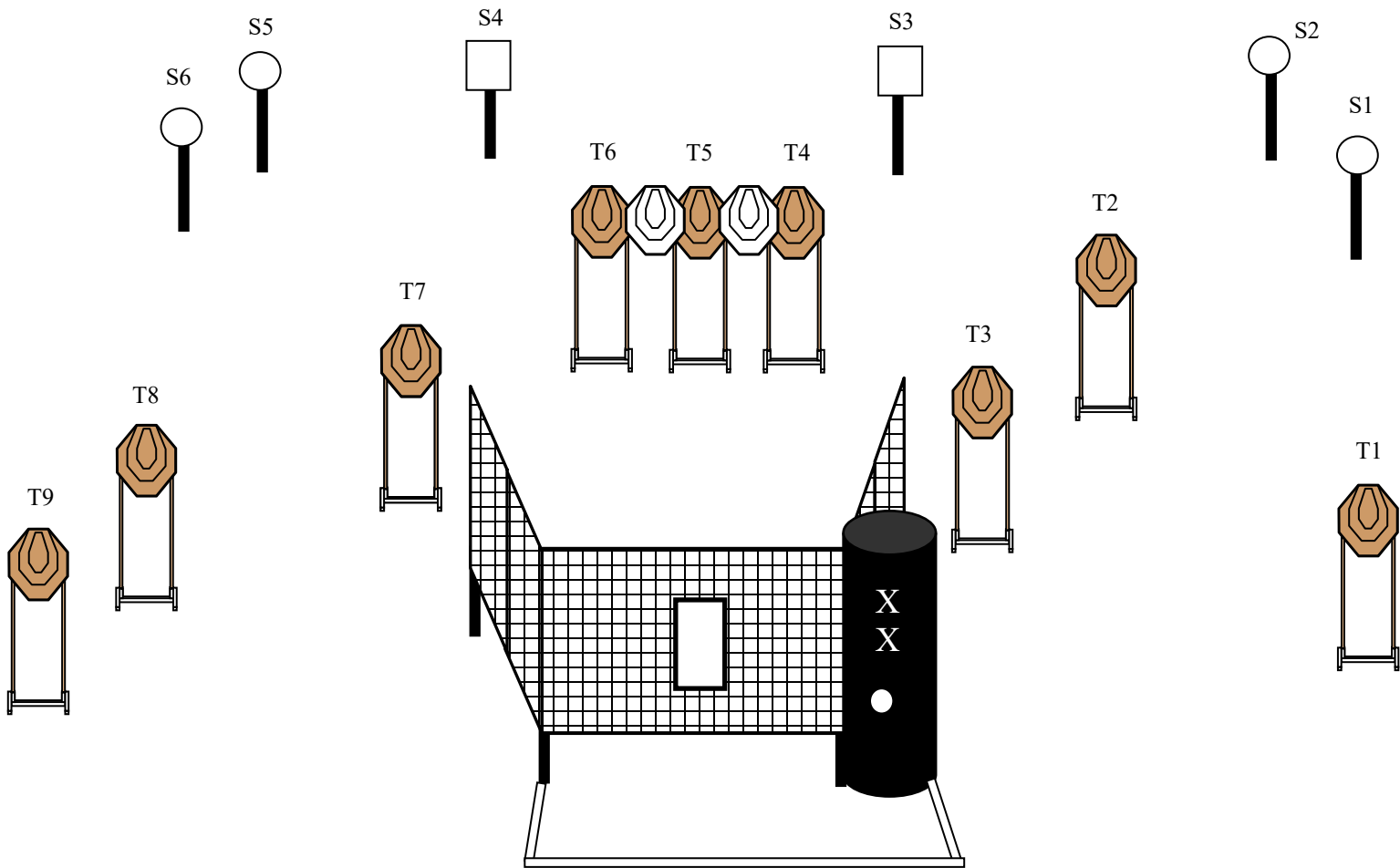
START POSITION: Standing with hands flat on X's. Gun loaded and holstered. Rifle start is gun loaded. Safety on. Muzzle touching mark on barrel. 22 pistol can be holstered or touching mark on barrel.

STAGE PROCEDURE

At signal, engage all targets and steel as they become visible from within the shooting area.

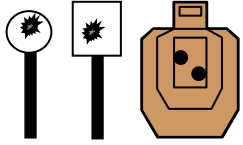
SCORING

SCORING: 24 rounds
TARGETS: 9 IPSC, 6 steel
SCORED HITS: A+0, C+1 sec, D+3 sec, hit on steel (static)
START-STOP: Audible-Last Shot



Stage 2

Action Shooting Match



LIPSA

Shoot Faster

RULES: Practical Shooting Handbook, Latest Edition Course Designer: **Michael Linsalata**


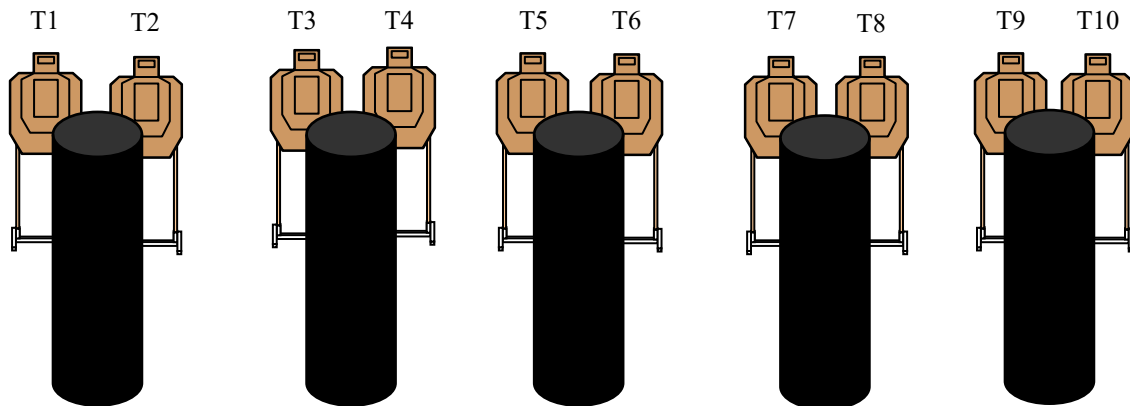
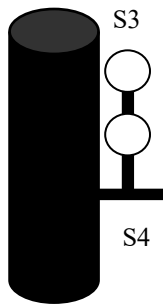
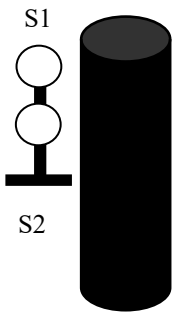
START POSITION: Standing with toes touching **RED** mark, wrists below belt. Gun loaded and holstered. Rifle start is gun loaded. Safety on. Held at Low Ready. 22 pistol can be holstered or held at Low Ready.

STAGE PROCEDURE

At signal, engage all targets and steel as they become visible from within the shooting area.

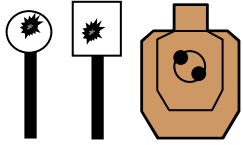
SCORING

SCORING: 24 rounds
TARGETS: 10 USPSA, 4 steel
SCORED HITS: A+0, C+1 sec, D+3 sec, hit on steel (static)
START-STOP: Audible-Last Shot



Stage 3

Action Shooting Match



LIPSA

Slide to Side

RULES: Practical Shooting Handbook, Latest Edition Course Designer: **Michael Linsalata**

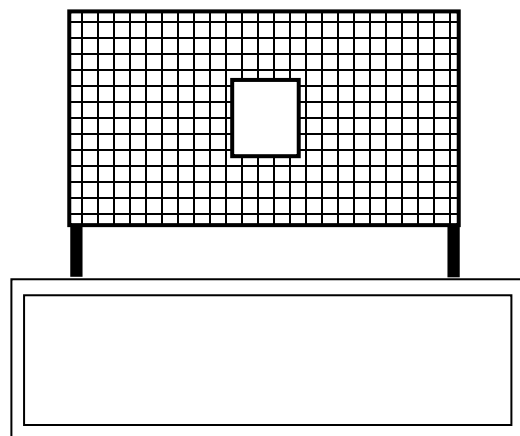
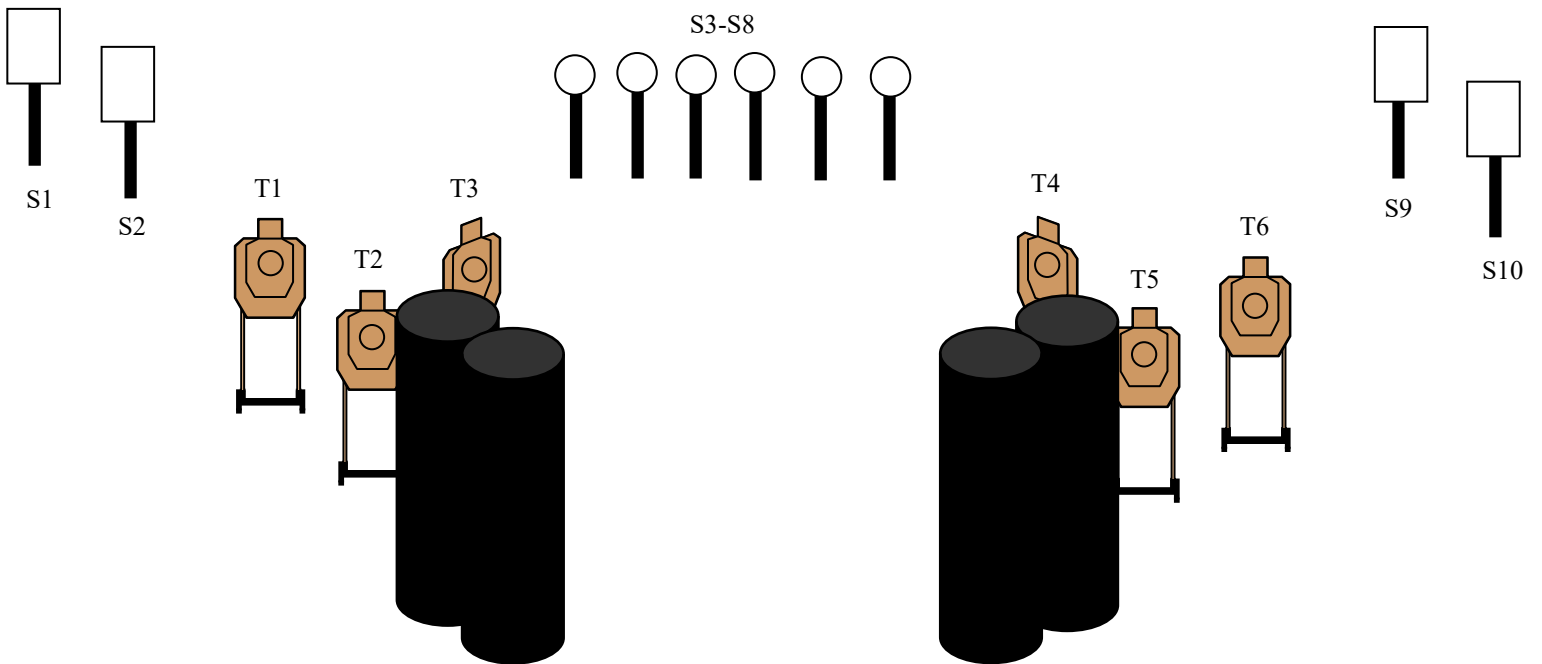
START POSITION: Standing anywhere in shooting Area, wrists below belt. Gun loaded and holstered. Rifle start is gun loaded. Safety on. Held at Low Ready. 22 pistol can be holstered or held at Low Ready.

STAGE PROCEDURE

At signal, engage all targets and steel as they become visible from within the shooting area.

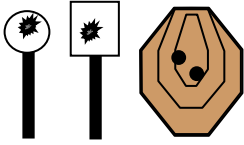
SCORING

SCORING: 22 rounds
TARGETS: 6 IDPA, 10 steel
SCORED HITS: A+0, C+1 sec, D+3 sec, hit on steel (static)
START-STOP: Audible-Last Shot



Stage 4

Action Shooting Match



LIPSA

Shooting 4 Fun

RULES: Practical Shooting Handbook, Latest Edition **Course Designer:** Michael Linsalata

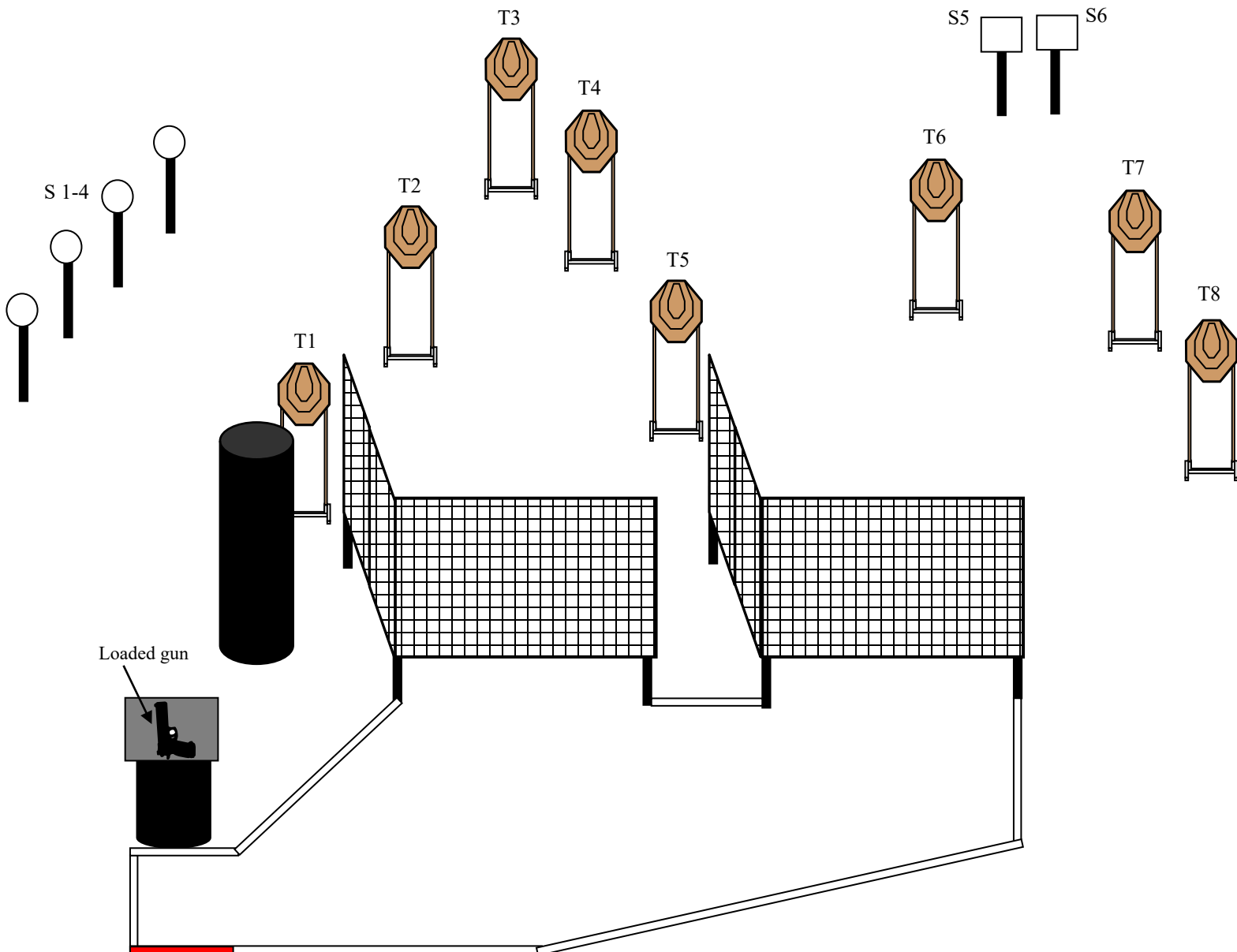
START POSITION: Standing with heels touching **RED** mark, wrists below belt. Loaded gun placed on table. Same start for all guns.

STAGE PROCEDURE

At signal, pick up loaded gun from table, then engage all targets and steel as they become visible from within the shooting area.

SCORING

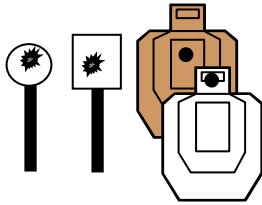
SCORING: 22 rounds
TARGETS: 8 IPSC, 6 steel
SCORED HITS: A+0, C+1 sec, D+3 sec, hit on steel (static)
START-STOP: Audible-Last Shot



Stage 5

Aww Crap!!

Action Shooting Match



LIPSA

Plenty O' Steel

RULES: Practical Shooting Handbook, Latest Edition **Course Designer: Michael Linsalata**

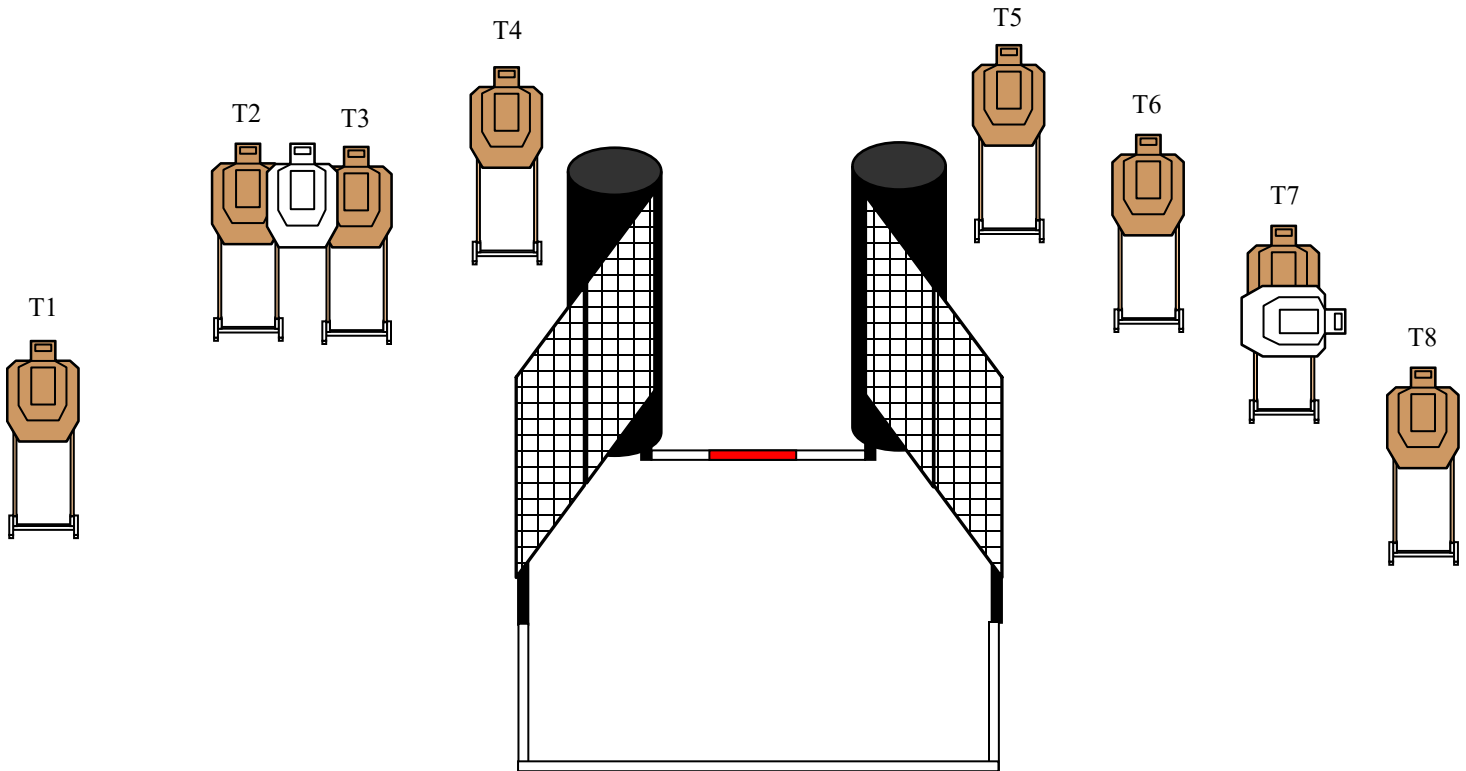
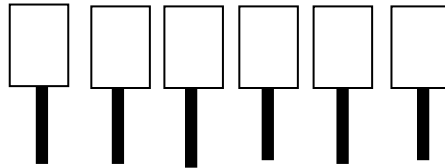
START POSITION: Standing with toes touching **RED** mark, wrists below belt. Gun loaded and holstered. Rifle start is gun loaded. Safety on. Held at Low Ready. 22 pistol can be holstered or held at Low Ready.

STAGE PROCEDURE

At signal, engage all targets and steel as they become visible from within the shooting area.

SCORING

SCORING:	22 rounds
TARGETS:	8 USPSA, 6 steel
SCORED HITS:	A+0, C+1 sec, D+3 sec, hit on steel (static)
START-STOP:	Audible-Last Shot



Stage 6