



**LIPSA**

# Slippery Slope

Special Thanks: Stan Doroski

RULES: Practical Shooting Handbook, Latest Edition Course Designer: **Michael Linsalata**

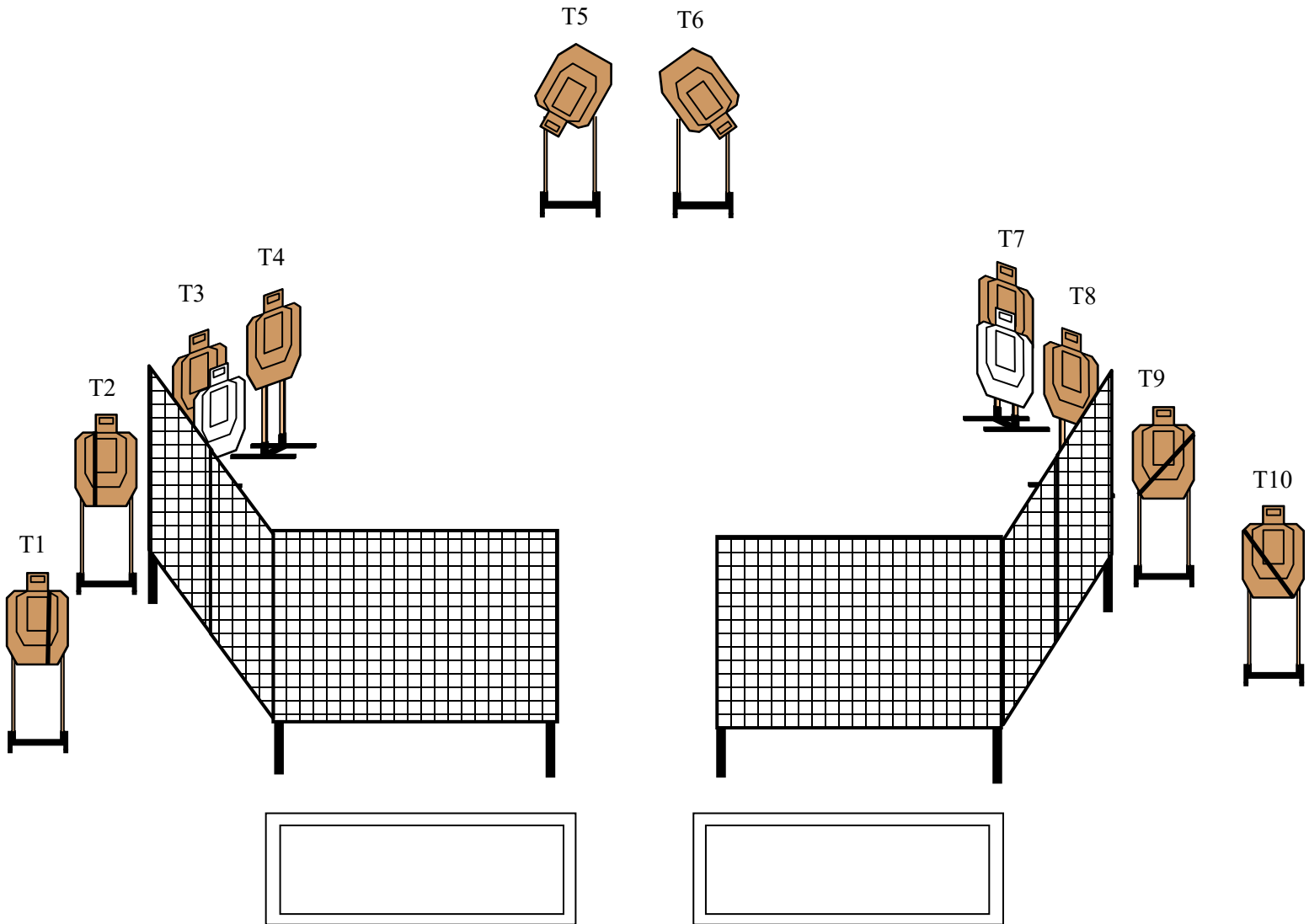
**START POSITION:** Standing anywhere in the shooting areas, wrists below belt. Gun loaded and holstered. PCC start is gun loaded. Safety on. Muzzle pointed down range. Butt touching belt.

## STAGE PROCEDURE

At signal, engage all targets as they become visible from within the two shooting areas.

## SCORING

**SCORING:** Comstock, 20 rounds, 100 points  
**TARGETS:** 10 USPSA  
**SCORED HITS:** Best 2 per USPSA  
**START-STOP:** Audible-Last Shot



**Stage 1**



**LIPSA**

# Sixes...3 Times

Special Thanks: The Number 6

**RULES:** Practical Shooting Handbook, Latest Edition **Course Designer: Michael Linsalata**

**START POSITION:** Standing anywhere in shooting area, wrists below belt. Gun loaded and holstered.  
PCC start is gun loaded. Safety on. Muzzle pointed down range. Butt touching belt

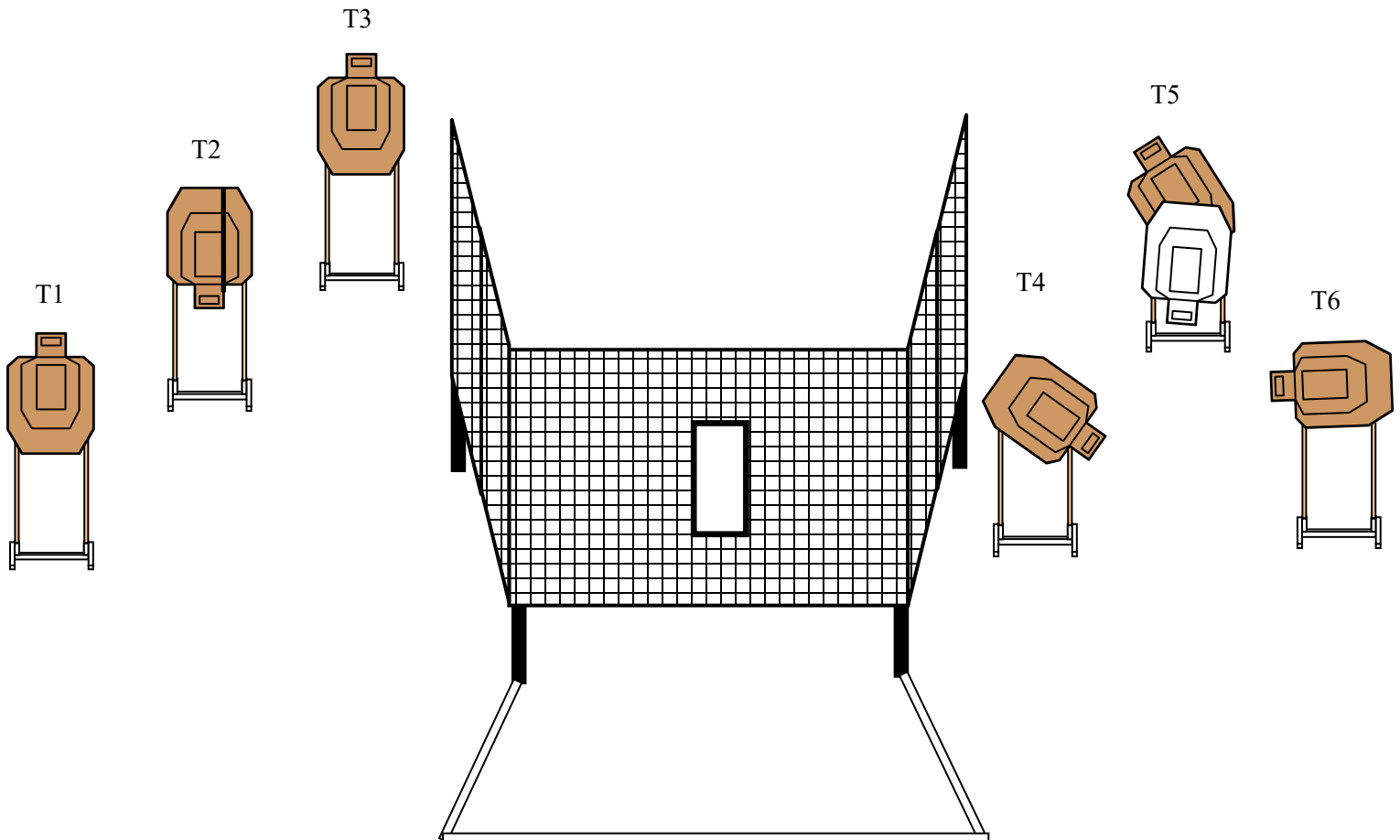
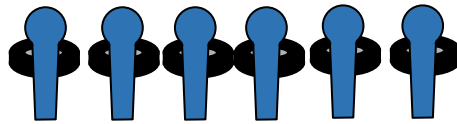
### STAGE PROCEDURE

At signal, engage all targets and steel as they become visible from the shooting area.

### SCORING

**SCORING:** Comstock, 18 rounds, 90 points  
**TARGETS:** 6 USPSA, 6 steel  
**SCORED HITS:** Best 2 per USPSA, steel down=1A  
**START-STOP:** Audible-Last Shot

SS 1-6



**Stage 2**



**LIPSA**

# Shoot Fast

Special Thanks: Kevin O'Brien

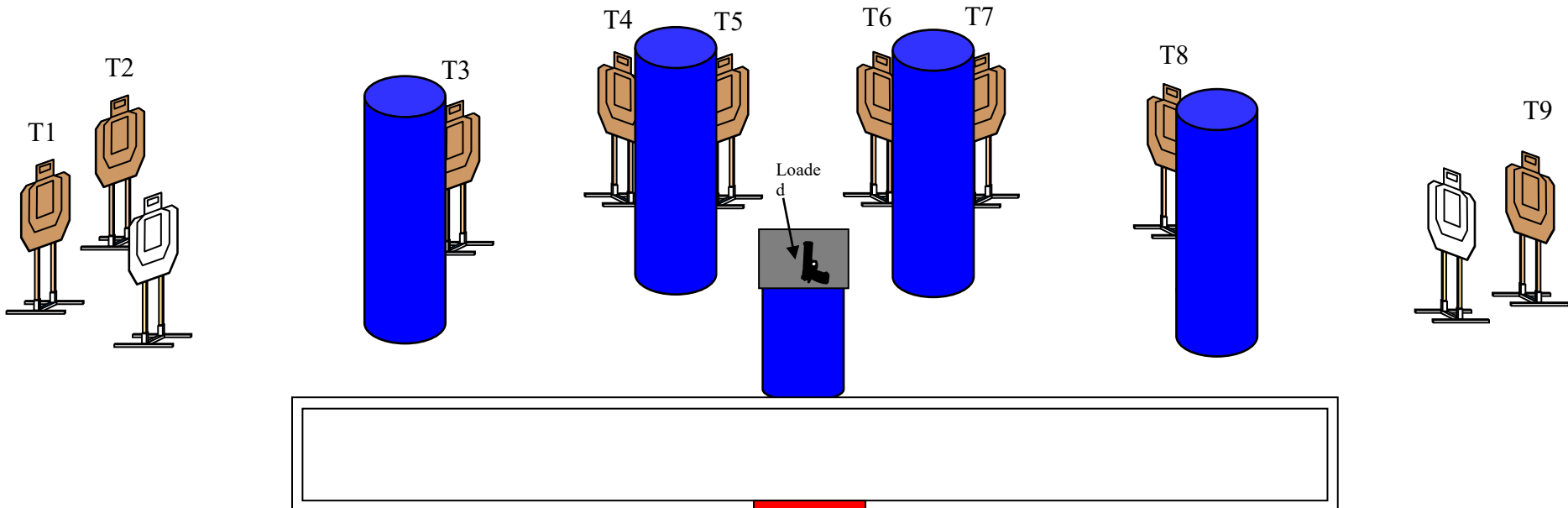
**SCORING**  
SCORING: Comstock, 27 rounds, 135 points  
TARGETS: 9 USPSA  
SCORED HITS: Best 3 per USPSA  
START-STOP: Audible-Last Shot

**RULES:** Practical Shooting Handbook, Latest Edition **Course Designer: Michael Linsalata**

**START POSITION:** Standing with heels touching **RED** mark Wrists below belt. Loaded gun on table. PCC has same start position.

## STAGE PROCEDURE

At signal, engage all targets as they become visible from within the shooting area. **(All targets get 3 rounds each).**



**Stage 3**



# LIPSA

# Slide 2 Side

Special Thanks:

**RULES:** Practical Shooting Handbook, Latest Edition **Course Designer: Michael Linsalata**

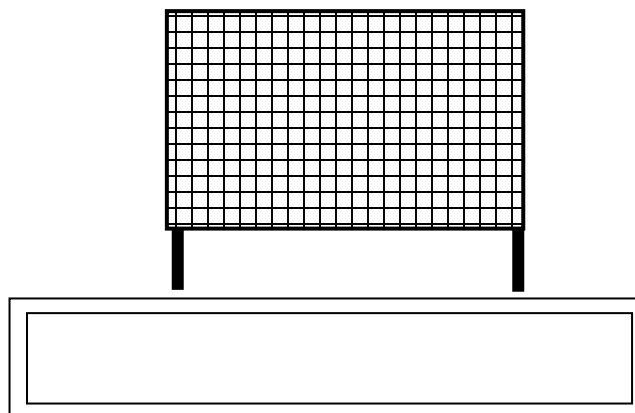
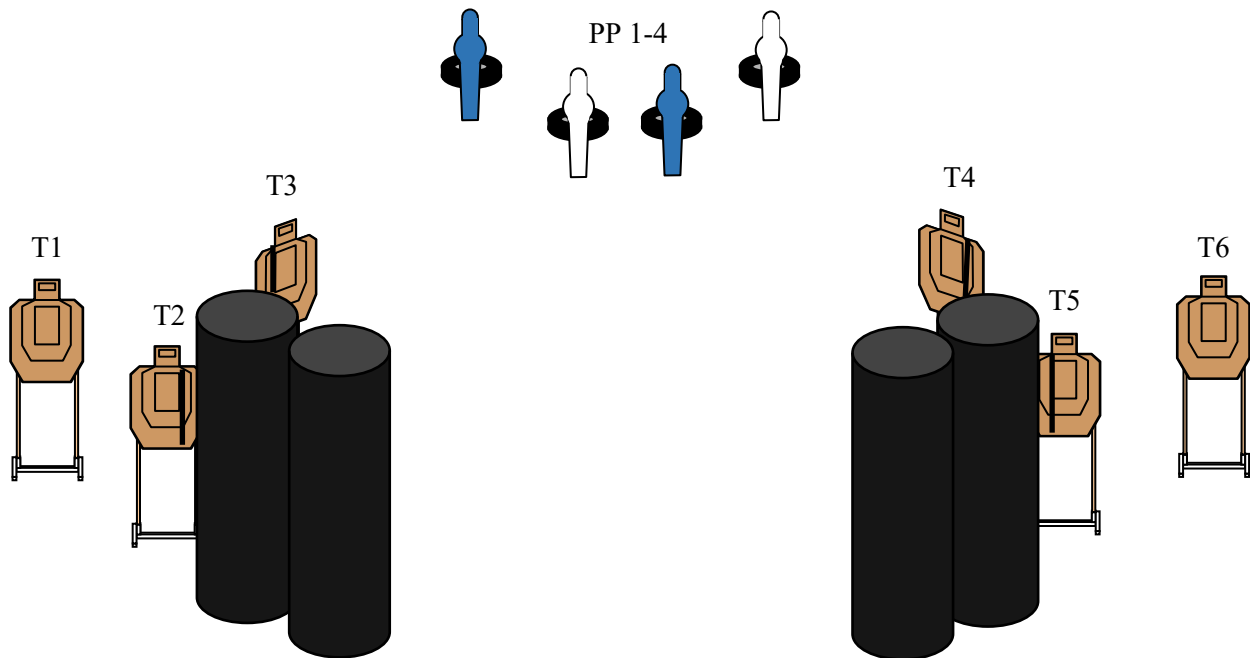
**START POSITION:** Standing anywhere in shooting Area, wrists below belt. Gun loaded and holstered.  
PCC start is gun loaded, safety on. Pointing down range. Butt of gun touching belt.

### STAGE PROCEDURE

At signal, engage all targets and steel as they become visible from within the shooting area.

### SCORING

**SCORING:** Comstock, 16 rounds, 80 points  
**TARGETS:** 6 USPSA, 4 steel  
**SCORED HITS:** Best 2 per USPSA, Steel Down = 1A  
**START-STOP:** Audible-Last Shot





# LIPSA

# Shooting 4 Life

Special Thanks: DP stage Glocks 4 life

RULES: Practical Shooting Handbook, Latest Edition Course Designer: Michael Linsalata

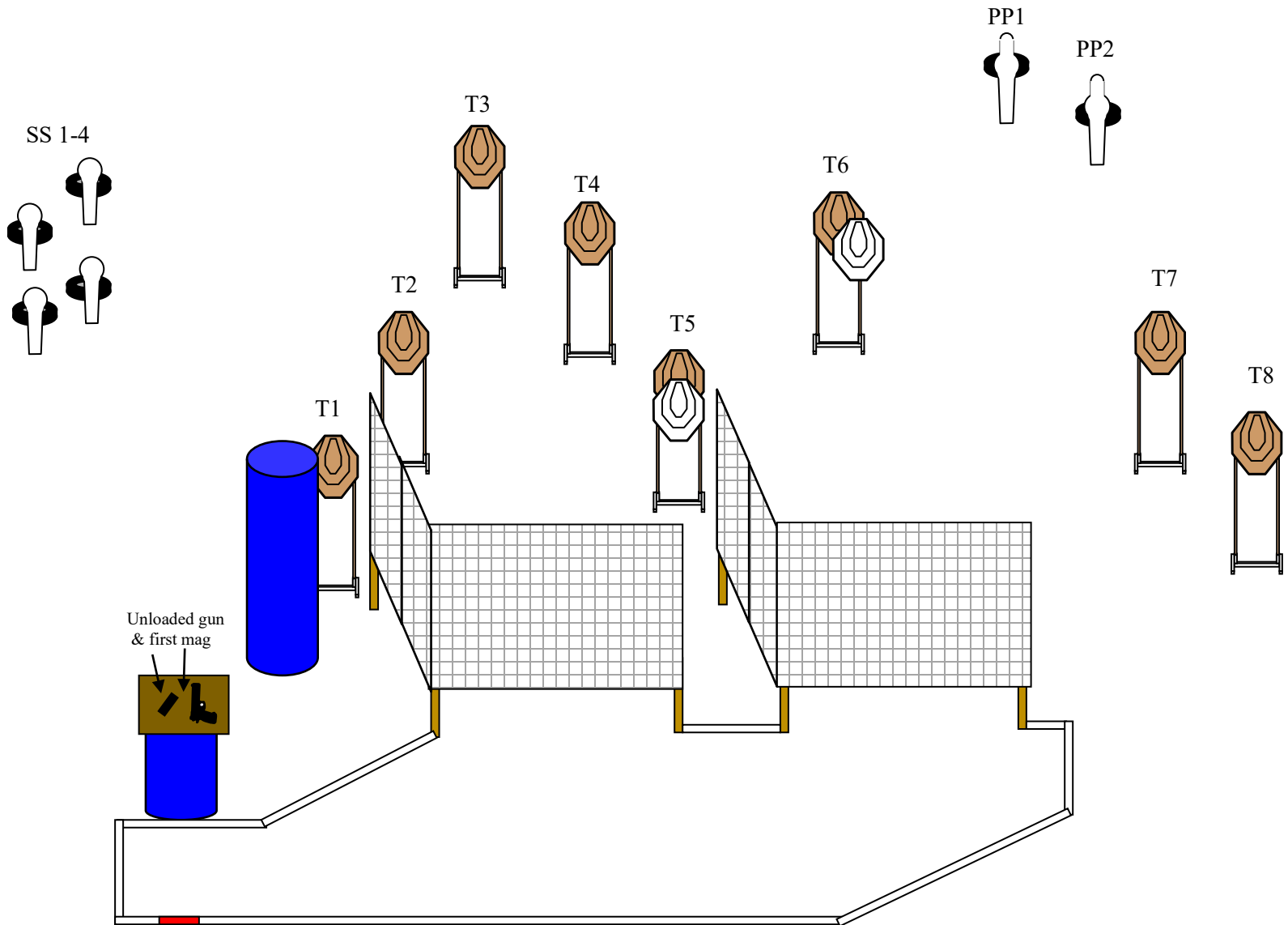
**START POSITION:** Standing with toes touching **RED** mark, facing up range, wrists above shoulders. Unloaded gun and first mag on barrel. PCC has same start position.

### STAGE PROCEDURE

At signal, pick up and load gun with mag from barrel. Then engage all targets and steel as they become visible from within the fault lines.

### SCORING

**SCORING:** Comstock, 22 rounds, 110 points  
**TARGETS:** 8 IPSC, 6 steel  
**SCORED HITS:** Best 2 per IPSC, Steel Down = 1A  
**START-STOP:** Audible-Last Shot





**LIPSA**

**Scott's Steel**

Special Thanks: Scott Dorman

RULES: Practical Shooting Handbook, Latest Edition Course Designer: **Michael Linsalata**

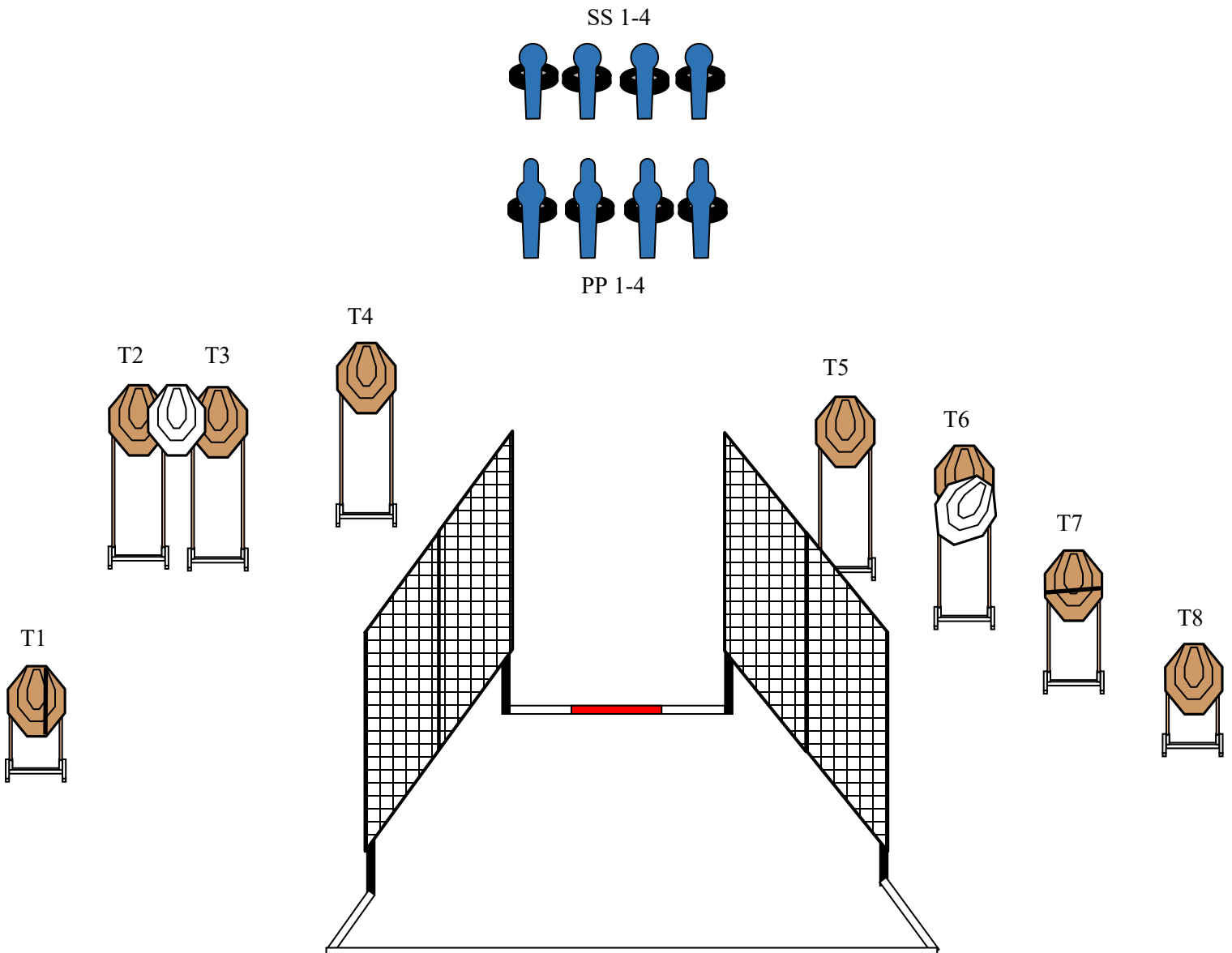
**START POSITION:** Standing with toes touching **RED** mark, wrists below belt. Gun loaded and holstered.  
PCC start is gun loaded. Safety on. Muzzle pointed down range. Butt touching belt.

**STAGE PROCEDURE**

At signal, engage all targets and steel as they become visible from within the fault lines.

**SCORING**

**SCORING:** Comstock, 24 rounds, 120 points  
**TARGETS:** 8 IPSC, 8 steel  
**SCORED HITS:** Best 2 per IPSC, Steel Down= 1A  
**START-STOP:** Audible-Last Shot



**Stage 6**



**LIPSA**

# The Furious 8's

Special Thanks: Furious people...so, me!

**RULES:** Practical Shooting Handbook, Latest Edition **Course Designer: Michael Linsalata**



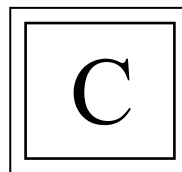
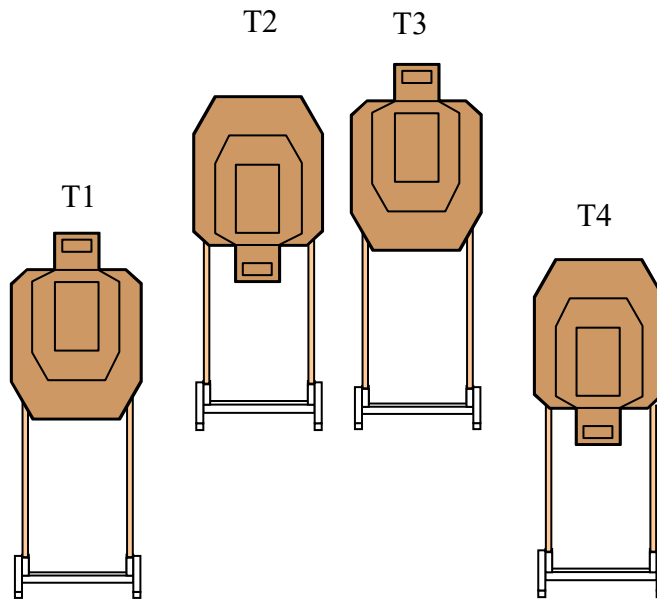
**START POSITION:** Standing in any Box, wrists below belt. Gun loaded and holstered. PCC start is gun loaded. Safety on. Pointed down range with butt of gun touching belt.

## STAGE PROCEDURE

At signal, engage T1-T4 with 2 rounds each from Box A, Box B and Box C. Boxes may be used in any order. **No Stacking!!**

## SCORING

**SCORING:** Comstock, 24 rounds, 120 points  
**TARGETS:** 4 USPSA  
**SCORED HITS:** Best 6 per USPSA  
**START-STOP:** Audible-Last Shot



**Stage 7**