



LIPSA 22

“HOUSE OF CARDS”

Special Thanks:

RULES: Practical Shooting Handbook, Latest Edition **Course Designer: Jim Byrne**

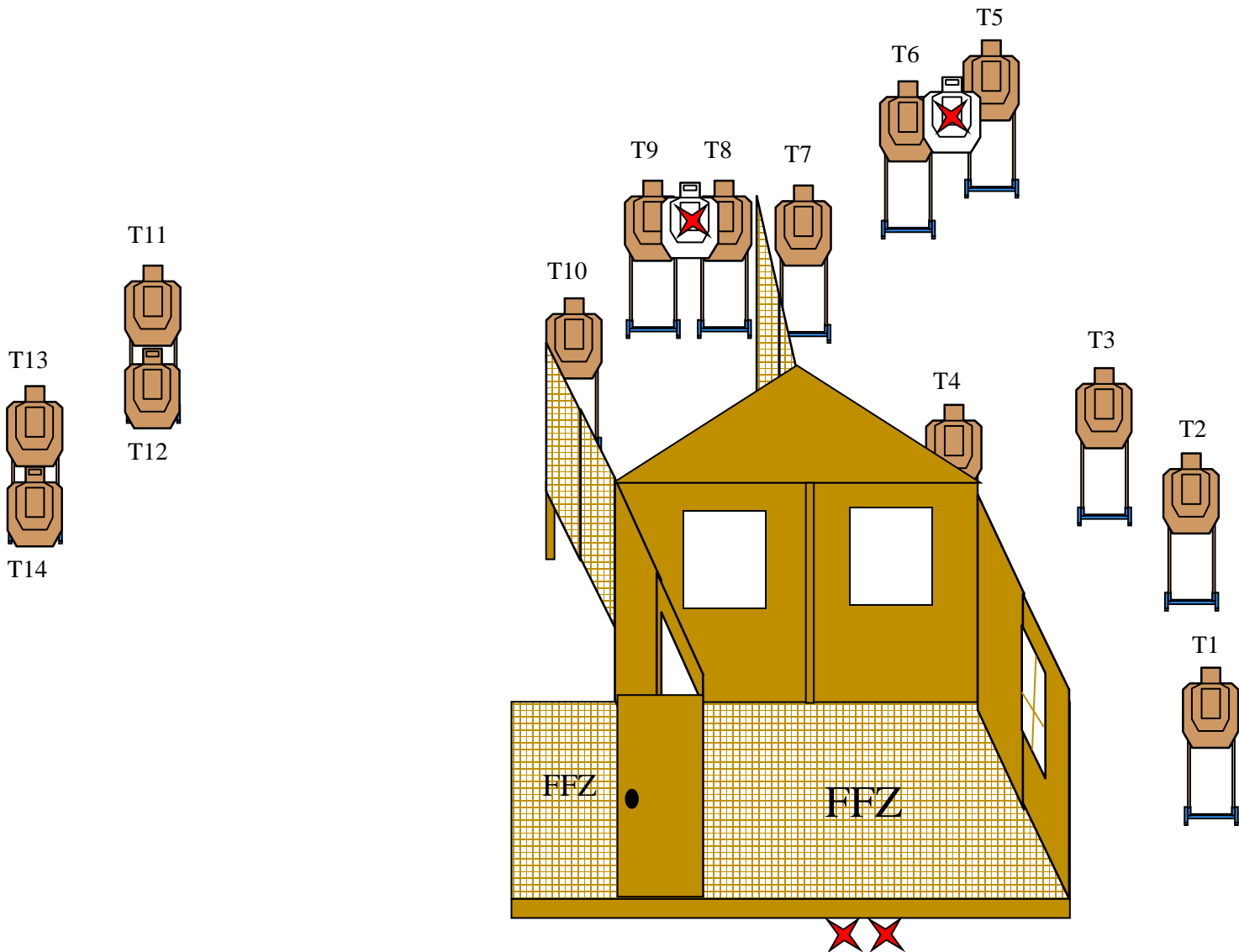
START POSITION: Standing with toes touching X's. Gun held at Low Ready.

STAGE PROCEDURE

At signal, step into Free Fire Zone and engage targets as they become visible. FFZ includes inside house and deck thru door.

SCORING

SCORING:	Comstock, 28 rounds, 140 points
TARGETS:	14 IPSC
SCORED HITS:	Best 2 per IPSC
START-STOP:	Audible-Last Shot
PENALTIES:	Procedural -10
	No-shoot hit -10
	Miss -10





LIPSA 22

“No No Shoots”

Special Thanks:

RULES: Practical Shooting Handbook, Latest Edition **Course Designer: Jim Byrne**

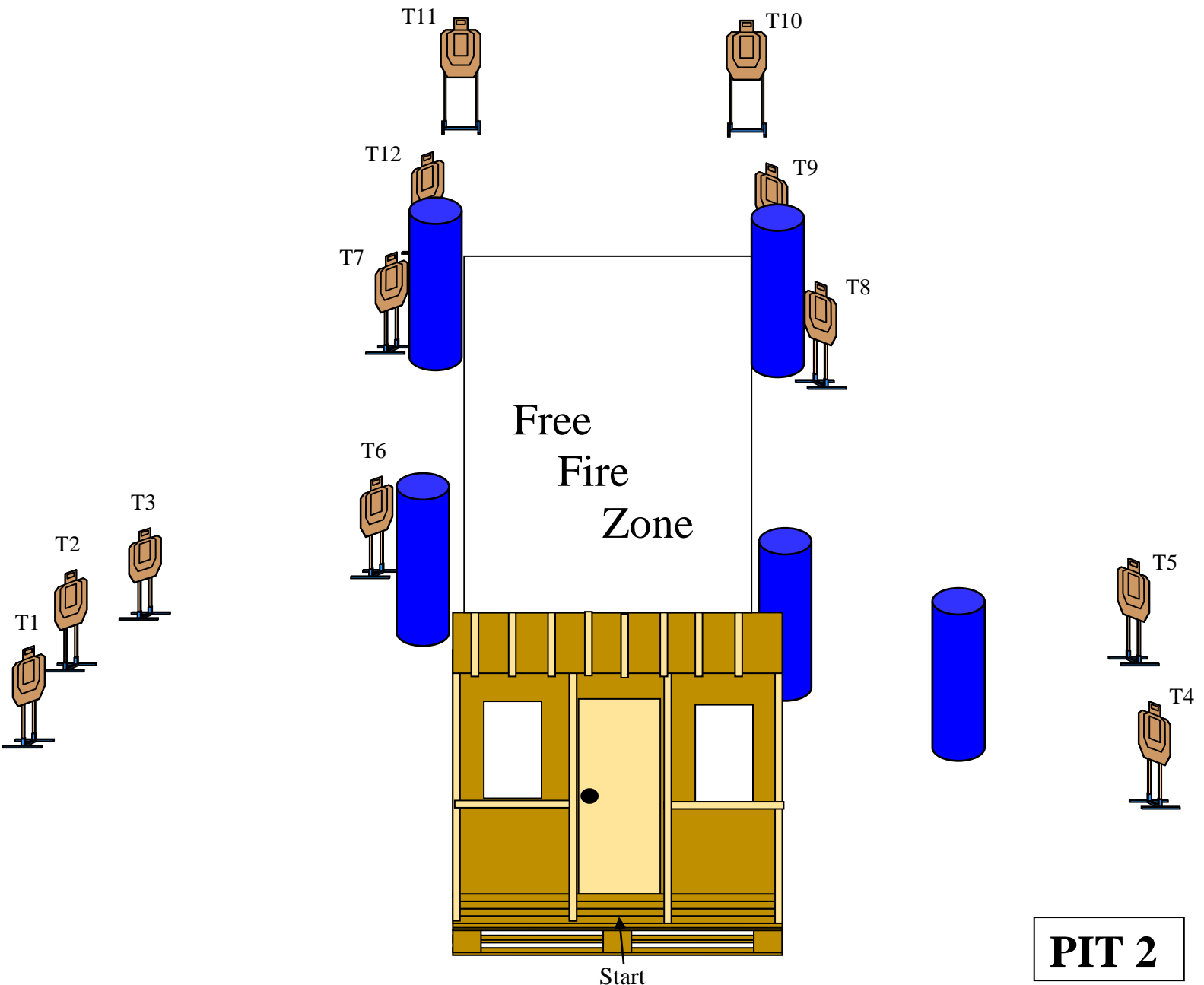
START POSITION: Standing on porch in front of door, Gun held at low ready.

STAGE PROCEDURE

At signal, engage targets as they become visible from porch and FFZ.

SCORING

SCORING:	Comstock, 24 rounds, 120 points
TARGETS:	12 IPSC
SCORED HITS:	Best 2 per IPSC
START-STOP:	Audible-Last Shot
PENALTIES:	Procedural -10
	No-shoot hit -10
	Miss -10



PIT 2



LIPSA 22

Stars for 22

Special Thanks:

RULES: Practical Shooting Handbook, Latest Edition **Course Designer: Jim Byrne**

START POSITION: Standing heels on X's, hands relaxed at sides. Gun held at and low ready

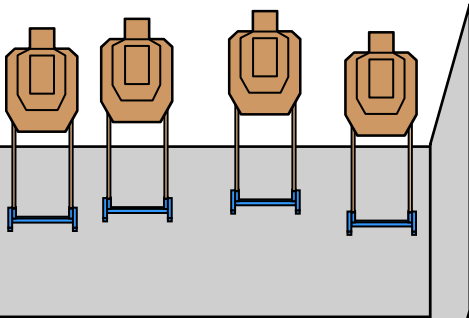
STAGE PROCEDURE

At signal, engage STAR from the FFZ and all targets from under the wall.

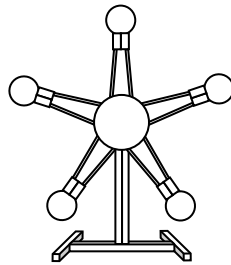
SCORING

SCORING: Comstock, 21 rounds, 105 points
TARGETS: 8 IPSC, 5 Plates
SCORED HITS: Best 2 per IPSC, Steel Down = 1A
START-STOP: Audible-Last Shot
PENALTIES: Procedural -10
No-shoot hit -10
Miss -10

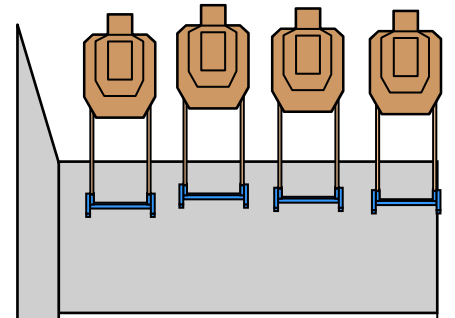
T1-T4



P1-P5



T5-T8



FFZ

FFZ

FFZ

FFZ

XX



LIPSA 22

The Fast & The Swingerous

SCORING:
TARGETS:
SCORED HITS:
START-STOP:
PENALTIES:

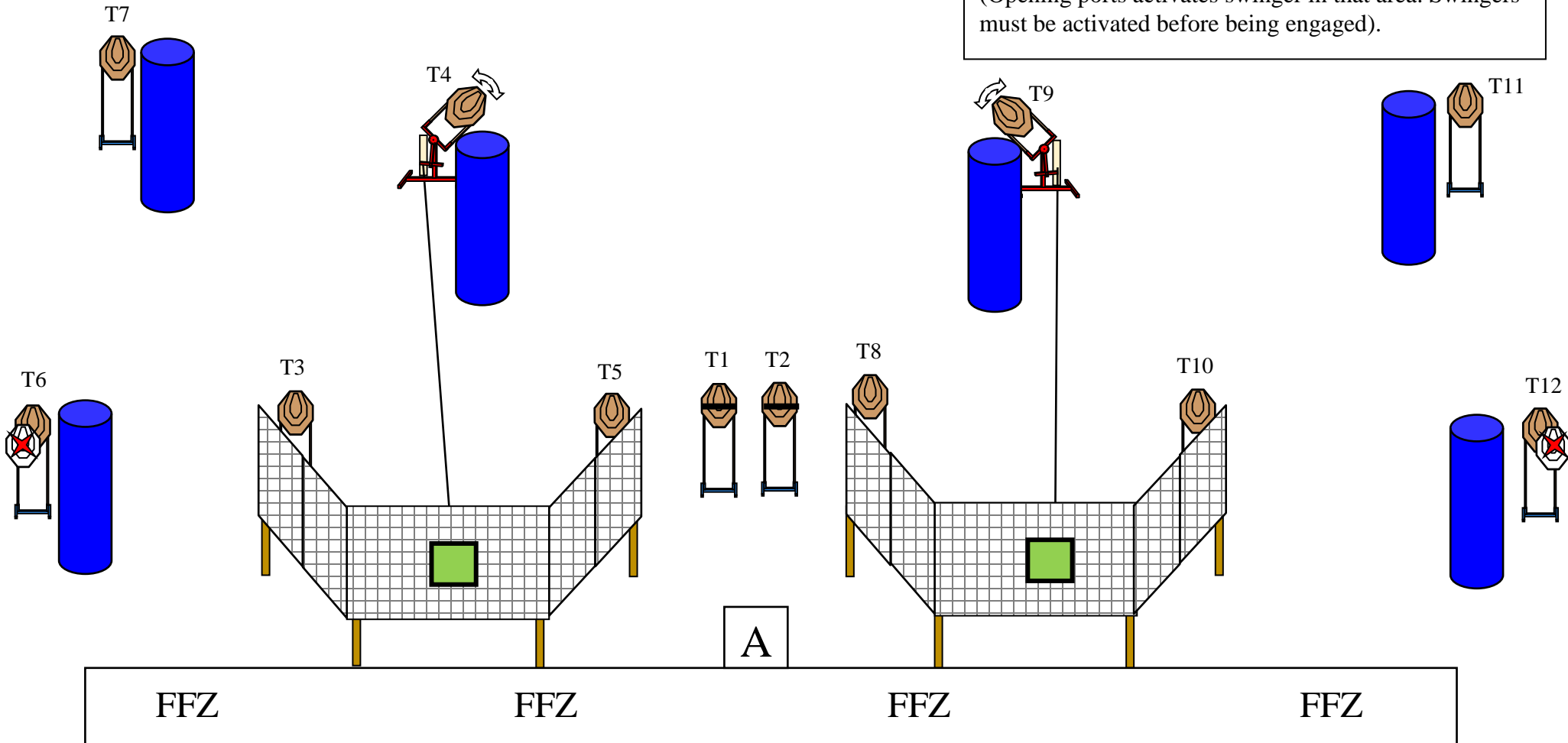
SCORING
 Comstock, 24 rounds, 120 points
 12 IPSC
 Best 2 per IPSC
 Audible-Last Shot
 Procedural -10
 No-shoot hit -10
 Miss -10

RULES: Practical Shooting Handbook, Latest Edition **Course Designer:** Nick Schillaci

START POSITION: Standing in Box A, holding gun at Low Ready.

STAGE PROCEDURE

At signal, engage all targets as they become visible from within the Free Fire Zone. (Box A is part of FFZ). (Opening ports activates swinger in that area. Swingers must be activated before being engaged).





LIPSA 22

“Shoot Fast, Don’t Miss”

RULES: Practical Shooting Handbook, Latest Edition **Course Designer: Jim Byrne**

START POSITION: Standing behind pressure plate. Gun is held at Low Ready.

STAGE PROCEDURE

At signal, activate pressure plate and engage targets as they appear. (Pressure plate is the FFZ).

PRESSURE PLATE MUST BE ACTIVATED BEFORE ENGAGING TARGETS OR STEEL AND BOTH FEET MUST REMAIN ON PRESSURE PLATE

SCORING

SCORING: Comstock, 10 rounds, 50 points

TARGETS: 4 IPSC, 2 plates,

(1 Out & Back, 1 DropTurner)

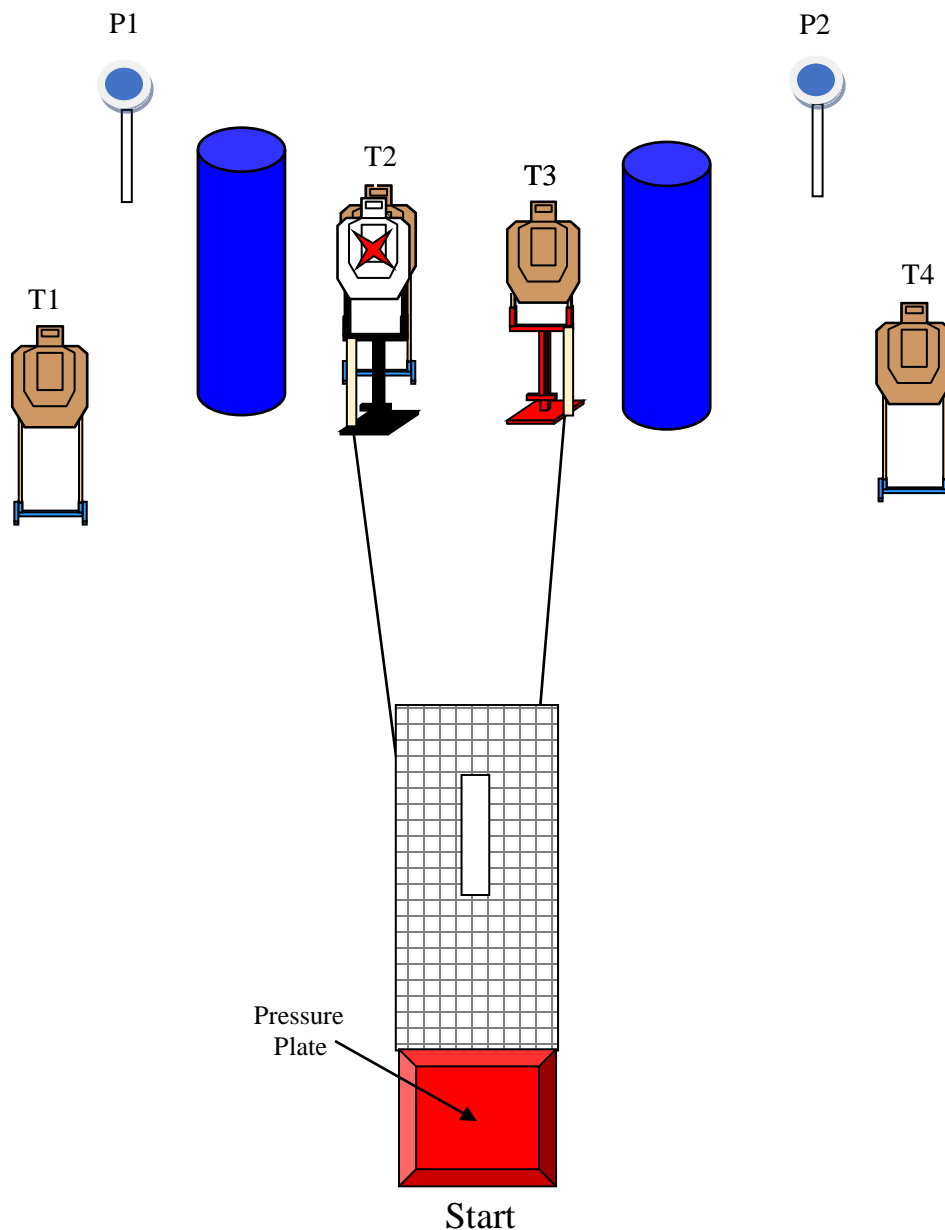
SCORED HITS: Best 2 per IPSC, Steel Down = 1A

START-STOP: Audible-Last Shot

PENALTIES: Procedural -10

No-shoot hit -10

Miss -10





LIPSA 22

“FIELD OF PINS”

Special Thanks:

RULES: Practical Shooting Handbook, Latest Edition **Course Designer: Jim Byrne**

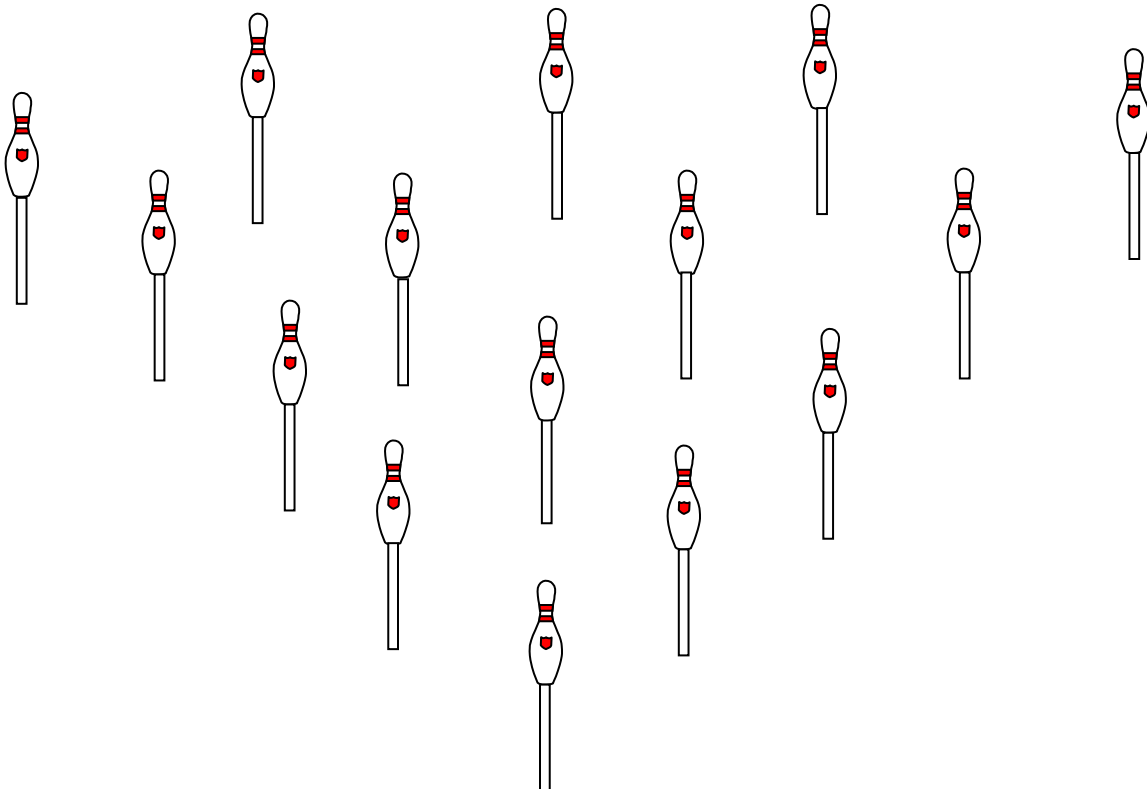
START POSITION: Standing in Box A, gun loaded and held at Low Ready.

STAGE PROCEDURE

At signal, engage targets from Box A.

SCORING

SCORING: Comstock, 15 rounds, 75 points
TARGETS: 15 Bowling Pins
SCORED HITS: Pin Down = 1A
START-STOP: Audible-Last Shot
PENALTIES: Procedural -10
Miss -10



**BOX
A**

PIT 6