



# CM 13-02

# Down The Middle

**RULES:** USPSA Handgun Competition Rules, Current Edition **COURSE DESIGNER:** US Nationals Design Team

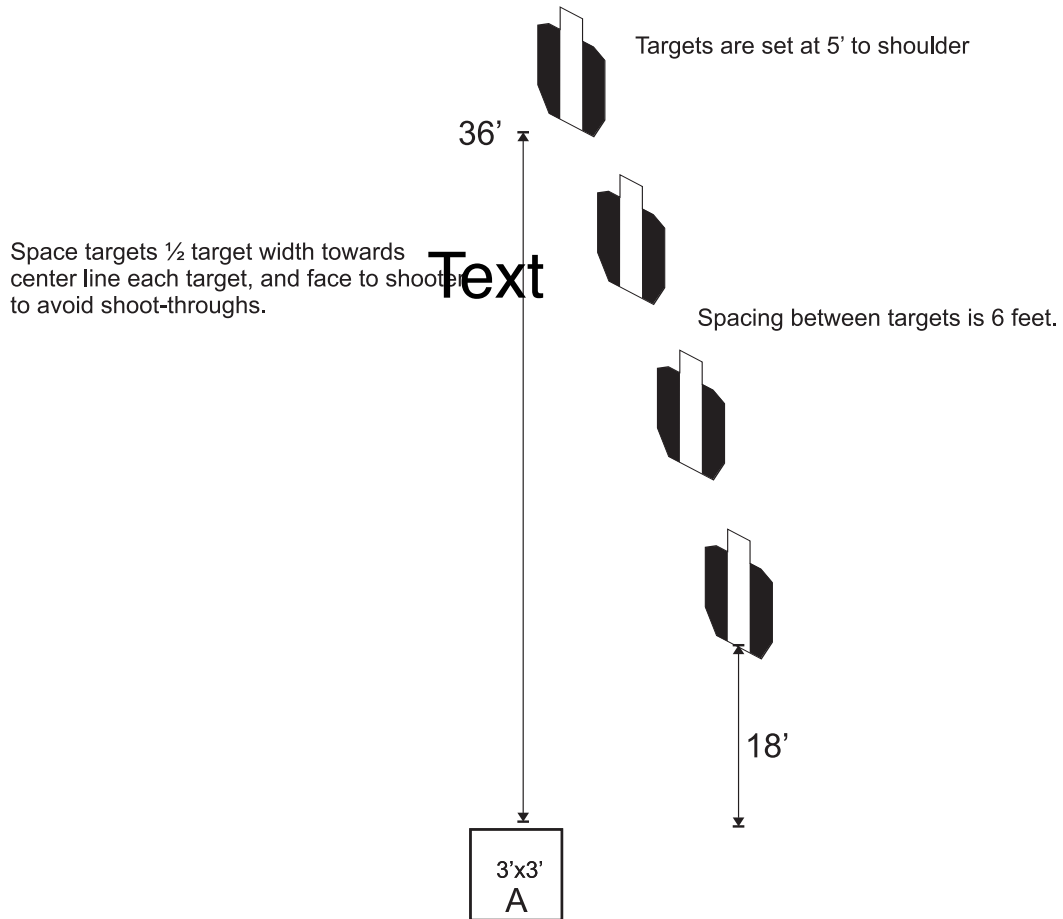
**START POSITION:** Standing inside the fault lines, facing downrange, hands naturally at your sides. Gun is loaded and holstered.

### STAGE PROCEDURE

On the start signal, engage each target with two rounds only from within the fault lines.

### SCORING

**SCORING:** Virginia Count, 8 rounds, 40 points  
**TARGETS:** 4 Metric  
**SCORED HITS:** Best 2/paper  
**START - STOP:** Audible - Last shot  
**PENALTIES:** Per current edition of USPSA Handgun Competition Rules



**SETUP NOTES:** Targets are spaced 6 feet apart, and a half-target width towards the center line. T1 is at 36 feet, T4 is at 18 feet from front of shooting area A. Hard cover is painted edge to edge of A scoring zone.





# CM 99-42

# Fast'n Furious

**RULES:** USPSA Handgun Competition Rules, current edition **COURSE DESIGNER:** Desert Sportsman PS—Mods. by US Design Team

**START POSITION:** Standing in Box A facing barricade with both arms hanging relaxed at sides. Handgun is loaded and holstered as per ready condition in rule 8.1.1 and 8.1.2.

### STAGE PROCEDURE

Upon start signal, from Box A, engage only PP1, PP2, T1, and T2 from left side of barricade, make a mandatory reload, and from Box A, engage only PP3, PP4, T3, and T4 from the right side of barricade.

Competitor may begin on either side of the barricade.

### SCORING

**SCORING:** Comstock, 12 rounds, 60 points

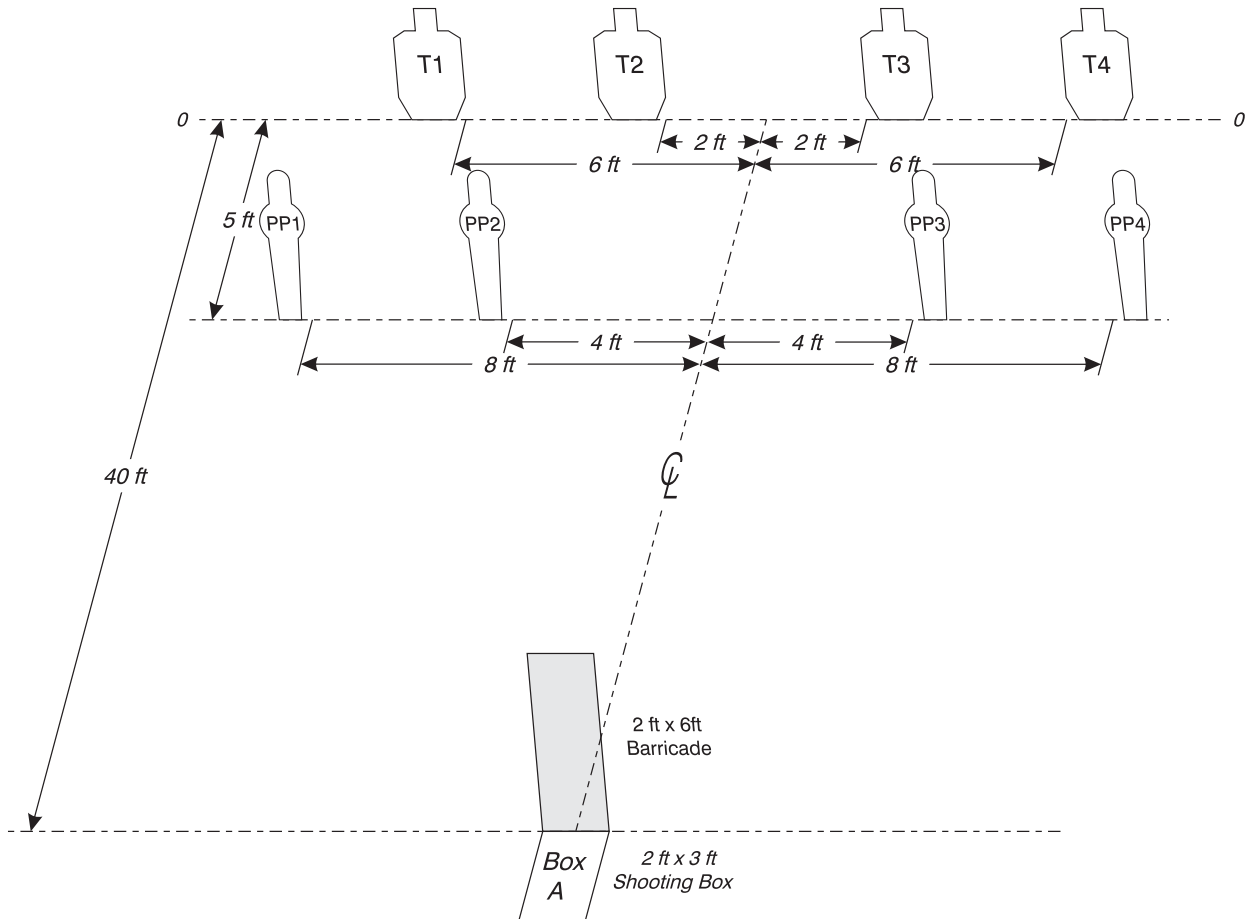
**TARGETS:** 4 Metric, 4 Pepper poppers

**SCORED HITS:** Best 2/paper, KD = 1 A

**START - STOP:** Audible - Last shot

**PENALTIES:** Per current edition USPSA Handgun Competition Rules

Failure to perform mandatory reload will result in one procedural penalty for each shot fired.



**SETUP NOTES:** Set paper targets to 5 feet high at shoulders.





# CM 99-12

# Take Your Choice

**RULES:** USPSA Handgun Competition Rules, current edition **COURSE DESIGNER:** Skipper Songy

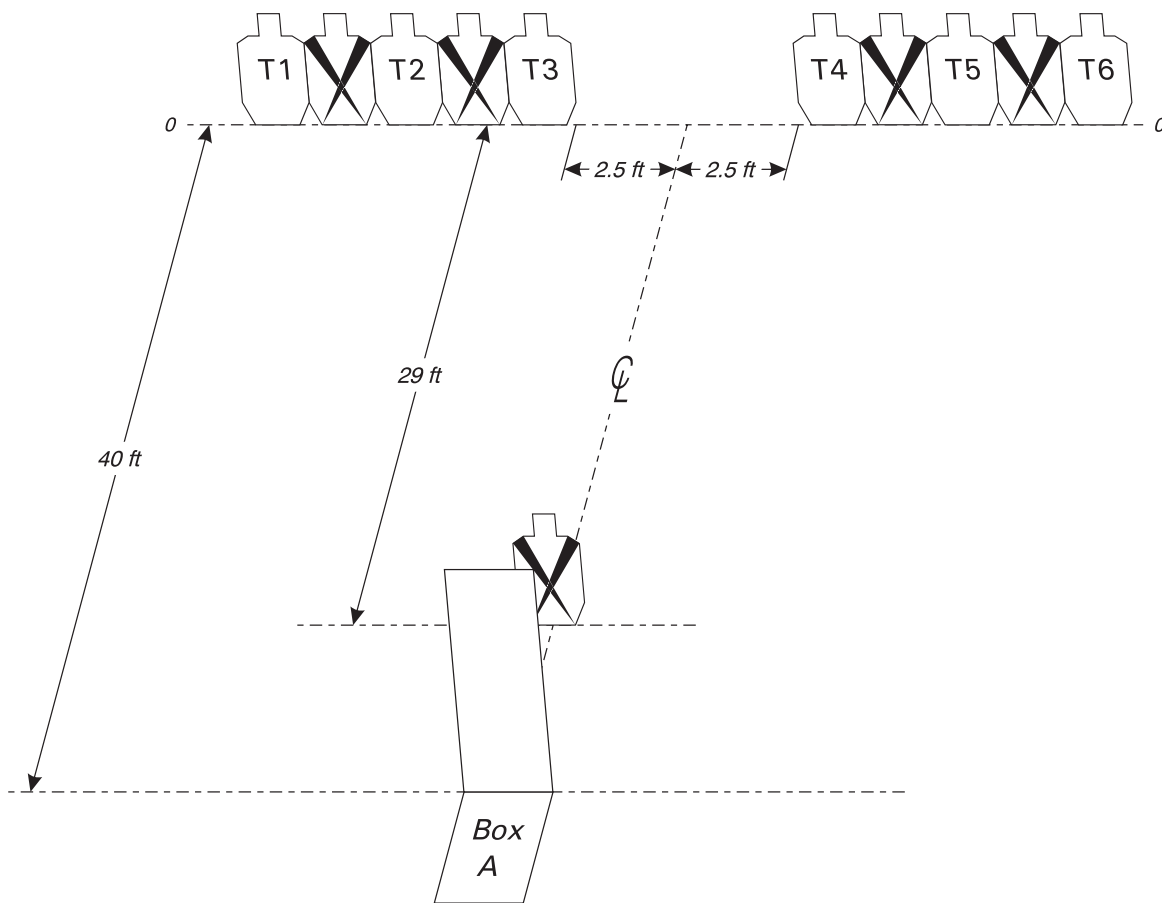
**START POSITION:** Standing in Box A, index finger and thumb of each hand touching, with hands placed flat on barricade at eye level. Handgun is loaded and holstered as per ready condition in rule 8.1.1 and 8.1.2.

### STAGE PROCEDURE

Engage only T1-T3 from the left side of the barricade and only T4-T6 from the right side of the barricade. Upon the start signal, from Box A engage only the appropriate targets from one side of the barricade then make a mandatory reload and from Box A engage only the appropriate targets from the remaining side of the barricade.

### SCORING

**SCORING:** Comstock, 12 rounds, 60 points  
**TARGETS:** 6 Metric  
**SCORED HITS:** Best 2/paper  
**START - STOP:** Audible - Last shot  
**PENALTIES:** Per current edition USPSA Handgun Competition Rules  
Failure to perform mandatory reload will result in one procedural penalty per shot fired.



**SETUP NOTES:** Set targets to 5 feet high at shoulders with targets butted together. Shooting box is 2 feet by 3 feet behind barricade 2 feet wide and 6 feet high. Center no-shoot in front of barricade on centerline of stage.





# CM 99-21

# Mini-Mart

**RULES:** USPSA Handgun Competition Rules, current edition **COURSE DESIGNER:** Mike Knupp—Modifications by US Design Team

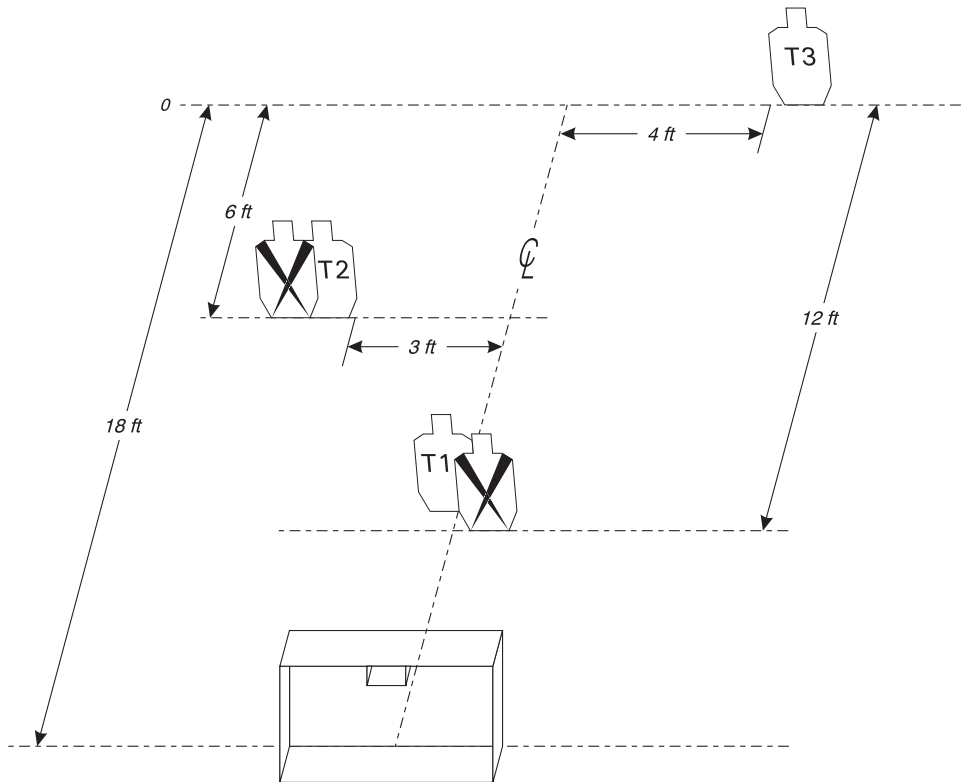
**START POSITION:** Standing behind counter, both wrists above respective shoulders, loaded gun and magazines to be used on the shelf under the counter as per ready condition in rule 8.1.1 and 8.1.2. Gun must be on its side - not propped up by any artificial means. Magazines may be flat or on edge on the shelf. Neither the gun nor the magazines may extend beyond the open edge of the shelf.

### STAGE PROCEDURE

Upon start signal, from behind the counter engage T1-T3 with only two rounds per target. Then make a mandatory reload with a magazine taken from the shelf and from behind the counter engage T1-T3 with only two rounds per target.

### SCORING

**SCORING:** Virginia Count, 12 rounds, 60 points  
**TARGETS:** 3 Metric  
**SCORED HITS:** Best 4/paper  
**START - STOP:** Audible - Last shot  
**PENALTIES:** Per current edition of USPSA Handgun Competition Rules  
Failure to perform mandatory reload will result in one procedural penalty per shot fired.



**SETUP NOTES:** Set paper targets to 5 feet high at shoulders. The “counter” can consist of saw horses. The shelf can be an opened cardboard box nailed to the underside of planking or boards. Have a replacement handy. Counter is 4 feet high by 8 feet wide by 2 feet deep.



Shelf is 12 inches wide by 12 inches deep by 6 inches high. The edge of the no-shoot's non-scoring border is touching the A-zone perforation of T1. This edge is also used to center the target array on center line. The top of the no-shoot is even with the shoulder of the target.



# CM 06-03

# Can You Count

**RULES:** USPSA Handgun Competition Rules, current edition **COURSE DESIGNER:** Mark Ramsey and John Golson

**START POSITION:** Standing erect in Box A, arms hanging naturally at sides. Handgun is loaded and holstered as per ready condition in rule 8.1.1 and 8.1.2.

### STAGE PROCEDURE

On signal, from Box A only:

String 1: Engage T1 with five rounds only. Perform a mandatory reload and engage T2 with five rounds only.

String 2: Engage T3 with five rounds only. Perform a mandatory reload and engage T4 with five rounds only.

Targets within a string may be engaged in any order without penalty

### SCORING

**SCORING:** Virginia Count, 20 rounds, 100 points

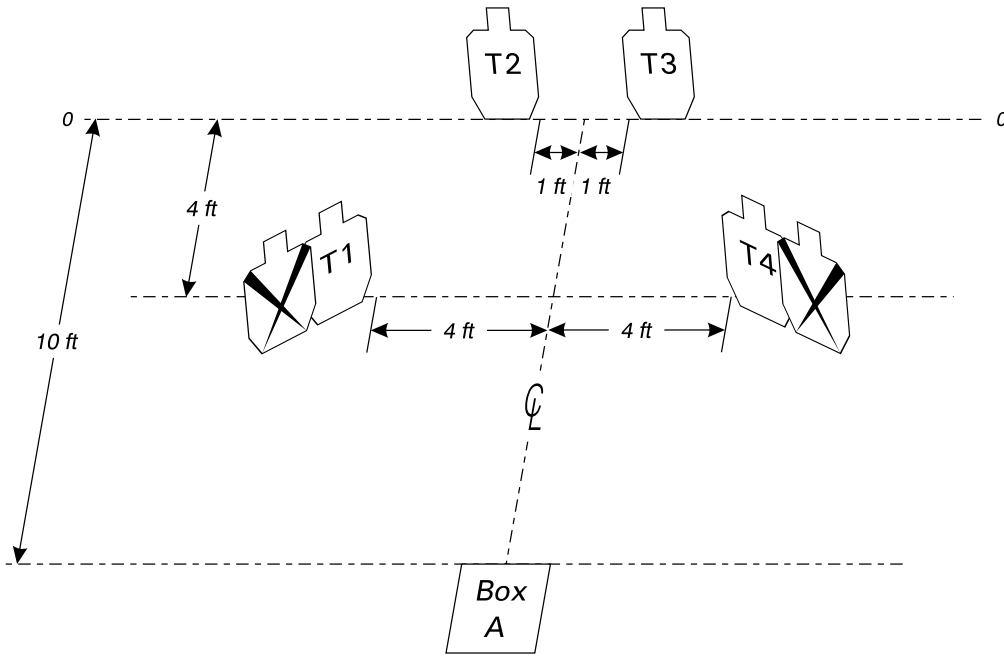
**TARGETS:** 4 Metric

**SCORED HITS:** Best 5/paper

**START - STOP:** Audible - Last shot

**PENALTIES:** Per current edition of USPSA Handgun Competition Rules

Failure to perform reload is per-shot-fired penalty.



**SETUP NOTES:** Set targets T1 and T4 to 4 feet high at shoulders and angled at 45 degrees from the center line. Set targets T2 and T3 to 5 feet at shoulders. Scoring lines of no-shoots overlay C-zone scoring lines



of targets. Bottom of no-shoot is even with bottom of target. Box A is 3 feet by 3 feet.



# CM 99-19

# Payne's Pain

**RULES:** USPSA Handgun Competition Rules, current edition **COURSE DESIGNER:** Brazos Valley Practical Shooters

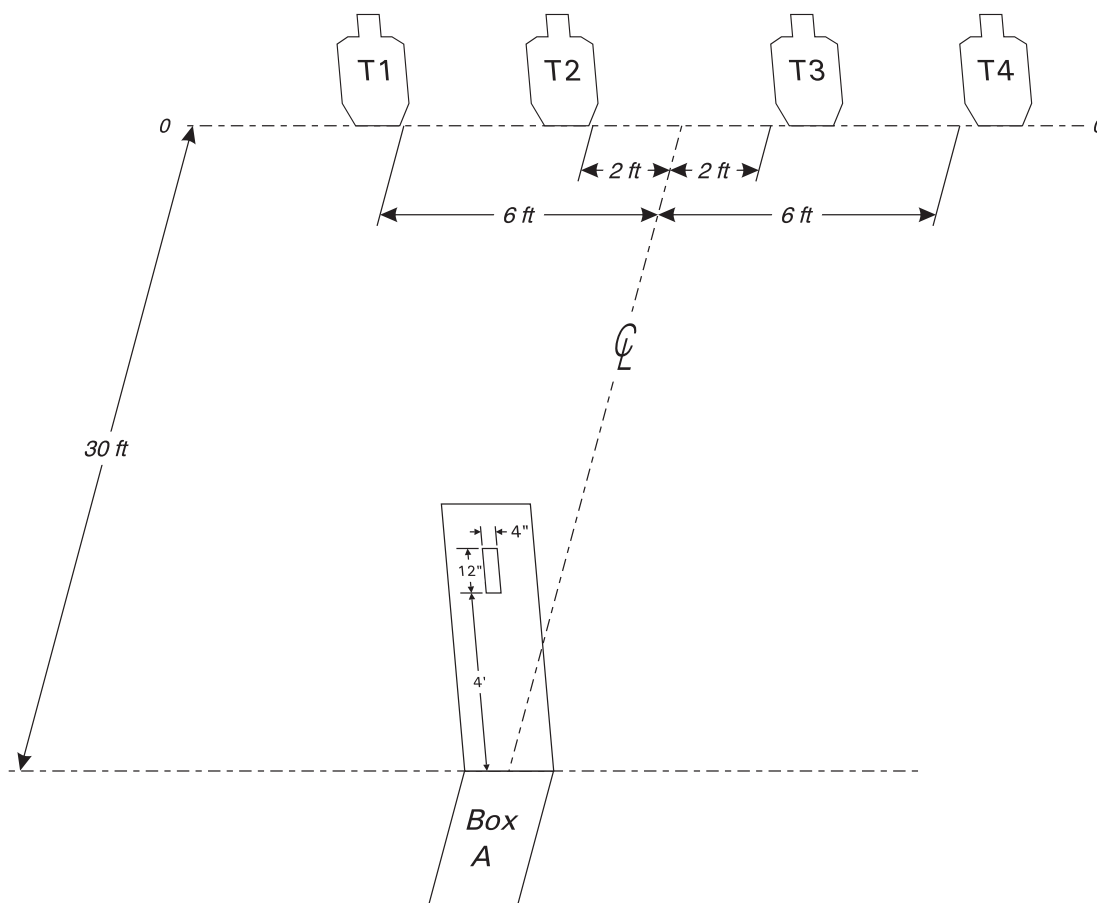
**START POSITION:** Standing in Box A, palms of both hands flat against the respective sides of the barricade.  
Handgun is loaded and holstered as per ready condition in rule 8.1.1 and 8.1.2.

### STAGE PROCEDURE

Upon start signal, from Box A engage T1-T4 with only one round per target around either side of the barricade. Then make a mandatory reload and from Box A engage T1-T4 with only one round per target through Port B, then make a mandatory reload and from Box A, engage T1-T4 with only one round per target from the remaining side of the barricade.

### SCORING

**SCORING:** Virginia Count, 12 rounds, 60 points  
**TARGETS:** 4 Metric  
**SCORED HITS:** Best 3/paper  
**START - STOP:** Audible - Last shot  
**PENALTIES:** Per current edition USPSA Handgun Competition Rules  
Failure to perform mandatory reload will result in one procedural penalty per shot fired.



**SETUP NOTES:** Set paper targets to 5 feet high at shoulders. Barricade is 2 feet wide by 6 feet high. Box is 2 feet wide by 3 feet long. Port B is 4 inches wide and 12 inches high. Bottom of port is 4 feet above ground.

