

**RULES:** Practical Shooting Handbook, Latest Edition **Course Designer:** Michael Linsalata

**Special Thanks:**

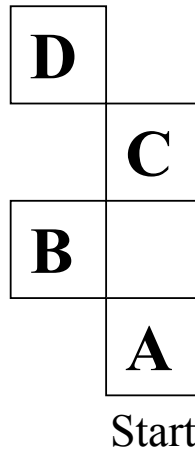
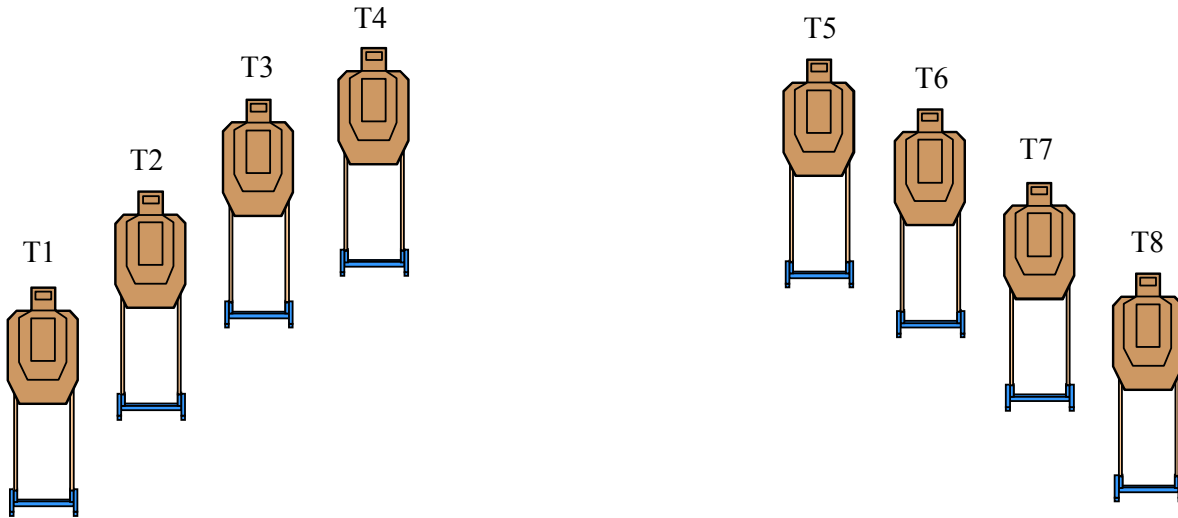
**START POSITION:** Standing *Behind* Box A, hands relaxed at sides. Gun loaded and holstered.

### STAGE PROCEDURE

At signal, step into Box A and engage T1-T4 with 2 rounds each. Step into Box B and engage T5-T8 with 2 rounds each. Step into Box C and re-engage T1-T4 with 2 rounds each. Step into Box D and re-engage T5-T8 with 2 rounds each.

### SCORING

**SCORING:** Comstock, 32 rounds, 160 points  
**TARGETS:** 8 IPSC  
**SCORED HITS:** Best 4 per IPSC  
**START-STOP:** Audible-Last Shot  
**PENALTIES:** Procedural -10  
No-shoot hit -10  
Miss -10



**SPECIAL INSTRUCTIONS:** Targets should be changed at least once during match.

**Stage 1**

# LIPSA

# WINTER STEEL

**RULES:** Practical Shooting Handbook, Latest Edition **Course Designer: Michael Linsalata**

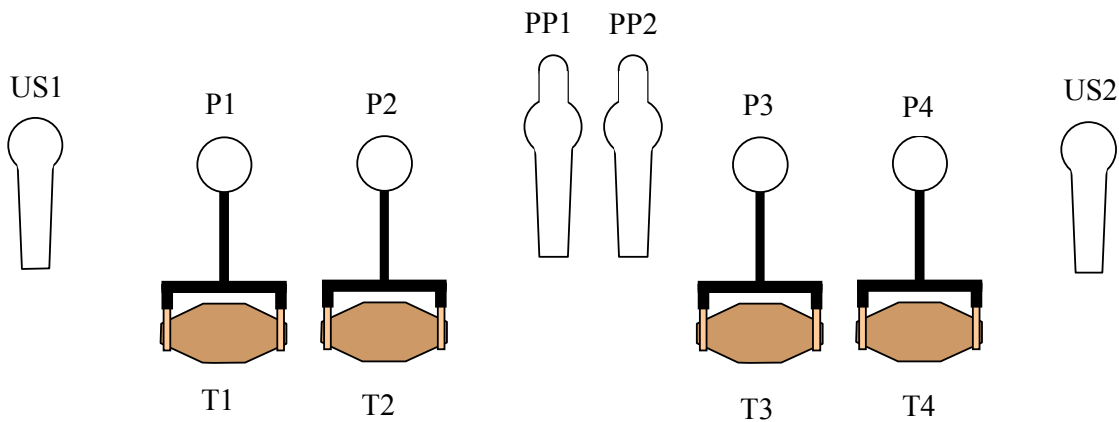
**START POSITION:** Standing in Box A, wrists above shoulders. Gun loaded and holstered.

### STAGE PROCEDURE

At signal, engage PP1-2, SS1-2 and P1-4 (all steel) from Box A only. Advance to Box B and engage T1-T4 with 2 rounds each. Advance to Box C and re-engage T1-T4 with 2 rounds each.

### SCORING

**SCORING:** Comstock, 24 rounds, 120 points  
**TARGETS:** 4 IPSC "CLASSIC", 2 PP, 2 SS, 4 P  
**SCORED HITS:** Best 4 per IPSC, Steel Down= 1A  
**START-STOP:** Audible-Last Shot  
**PENALTIES:** Procedural -10  
No-shoot hit -10  
Miss -10



### SPECIAL INSTRUCTIONS:

P1-P4 activate T1-T4. T1-T4 have to be activated before being engaged. All steel must be engaged from Box A only. Engaging steel from anywhere else is unsafe and will result in a match DQ.

**Stage 2**

**RULES:** Practical Shooting Handbook, Latest Edition **Course Designer: Michael Linsalata**

**Special Thanks:**

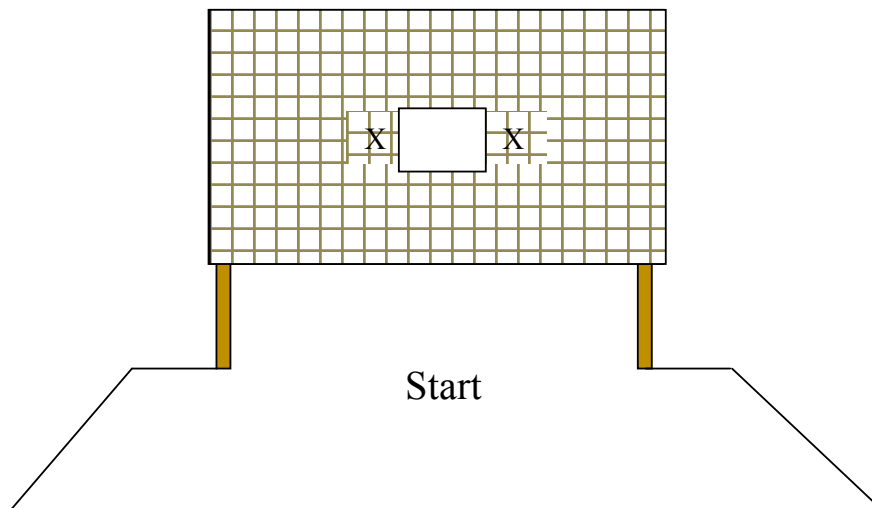
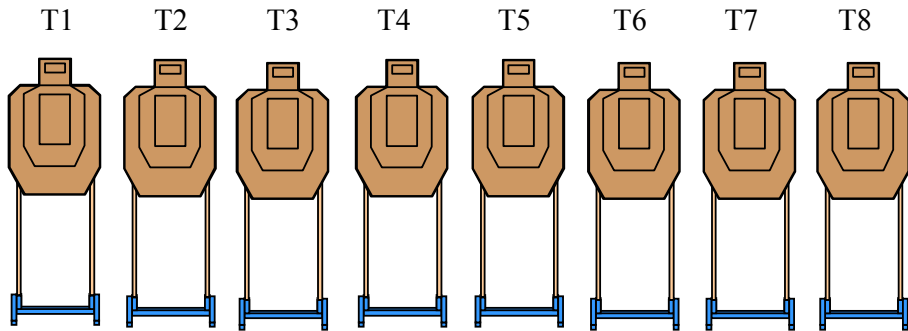
**START POSITION:** Standing in front of Port, both hands flat on X's. Gun loaded and holstered.

**STAGE PROCEDURE**

At signal, engage T1-T8 with 1 round each from left side of wall, from right side of wall and through port. **(The 3 shooting positions can be used in any order).**

**SCORING**

**SCORING:** Comstock, 24 rounds, 120 points  
**TARGETS:** 8 IPSC  
**SCORED HITS:** Best 3 per IPSC  
**START-STOP:** Audible-Last Shot  
**PENALTIES:** Procedural -10  
No-shoot hit -10  
Miss -10



**Stage 3**

# LIPSA

# 3 TIMES A CHARM

**RULES:** Practical Shooting Handbook, Latest Edition **Course Designer:** Michael Linsalata

**Special Thanks:** The Number 3

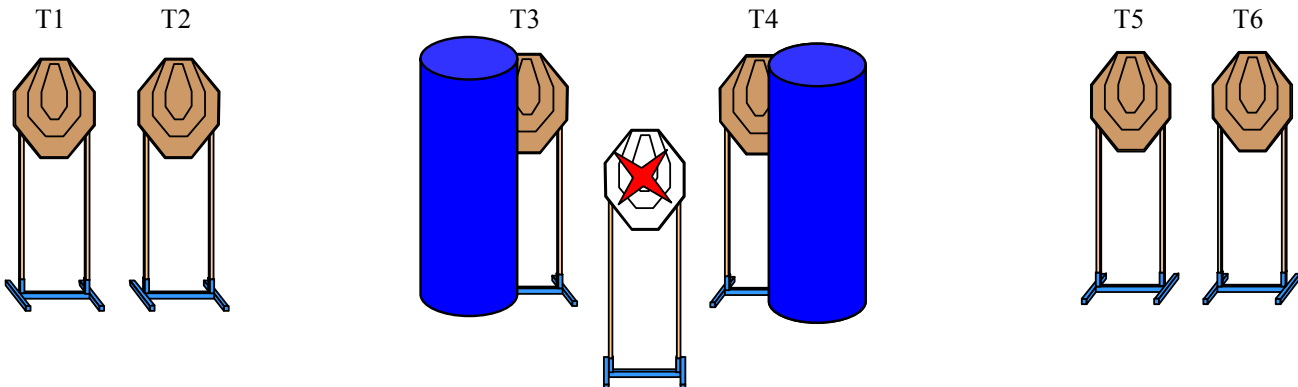
**START POSITION:** Standing in Box A, facing up range, wrists above shoulders. Gun loaded and holstered.

### STAGE PROCEDURE

At signal, turn and engage T1 and T2 with **3 rounds each** from Box A only. Step into Free Fire Zone and engage T3 and T4 with **3 rounds each**. Advance to Box B and engage T5 and T6 with **3 rounds each**. (All targets get 3 rounds each).

### SCORING

**SCORING:** Comstock, 18 rounds, 90 points  
**TARGETS:** 6 IPSC  
**SCORED HITS:** Best 3 per IPSC  
**START-STOP:** Audible-Last Shot  
**PENALTIES:** Procedural -10  
No-shoot hit -10  
Miss -10



**Stage 4**

**SETUP NOTES:** 3 rounds in each target.

**SPECIAL INSTRUCTIONS:** Targets should be changed 3 times during match.



# LIPSA

# Pick 6

**RULES:** Practical Shooting Handbook, Latest Edition **Course Designer:** Demetrios Katos

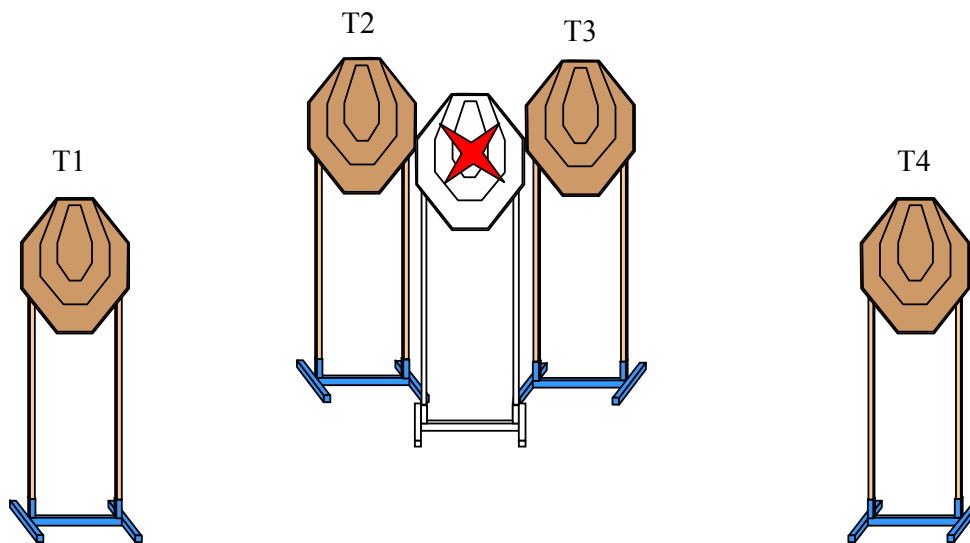
**START POSITION:** Standing in Box A, hands on top of head. Loaded gun and all mags on table.

### STAGE PROCEDURE


At signal, pick up loaded gun from table and engage each target with 6 rounds each. Mandatory reload between targets with mags from table.

### SCORING

**SCORING:** Comstock, 24 rounds, 120 points  
**TARGETS:** 4 IPSC "Classic"  
**SCORED HITS:** Best 6 per IPSC  
**START-STOP:** Audible-Last Shot  
**PENALTIES:** Procedural -10  
No-shoot hit -10  
Miss -10



Loaded gun and all mags



**Stage 5**



# CM 99-22

# Nuevo El Presidente

**RULES:** USPSA Handgun Competition Rules, current edition **COURSE DESIGNER:** Kent Oram—Modification by US Design Team

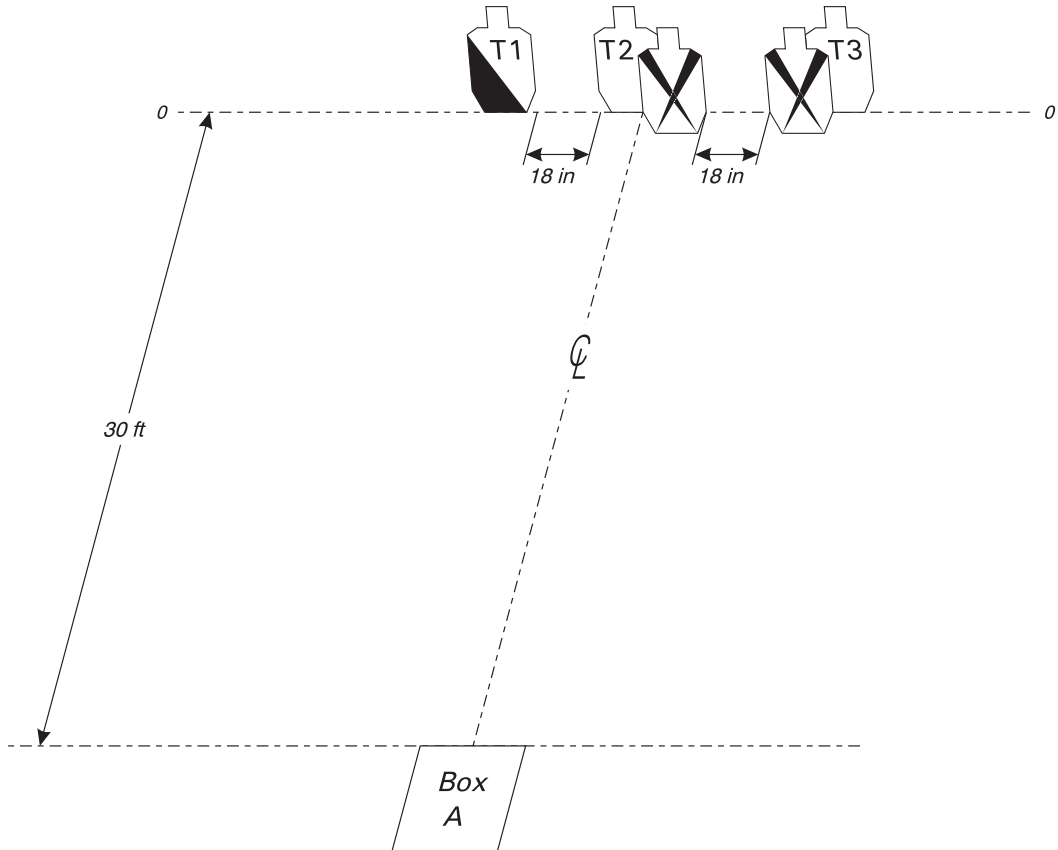
**START POSITION:** Standing in Box A, back to targets, toes of both feet against rear fault line of Box A, both wrists above respective shoulders. Handgun is loaded and holstered as per ready condition in rule 8.1.1 and 8.1.2.

### STAGE PROCEDURE

Upon start signal, turn, then draw and from Box A engage T1-T3 with only two rounds per target. Then make a mandatory reload and from Box A engage T1-T3 with only two rounds per target.

### SCORING

**SCORING:** Virginia Count, 12 rounds, 60 points  
**TARGETS:** 3 Metric  
**SCORED HITS:** Best 4/paper  
**START - STOP:** Audible - Last shot  
**PENALTIES:** Per current edition USPSA Handgun Competition Rules  
Failure to perform mandatory reload will result in one procedural penalty per shot fired.



**SETUP NOTES:** Set paper targets to 5 feet high at shoulders. Box A is 3 feet by 3 feet. No-shoots are arranged on T2 and T3 with perforations of the non-scoring borders placed on the perforations of the A



zones of the targets. The top of the upper A/B zone of the no-shoot is even with the shoulder of the scoring targets.



## LIPSA

# Lone Star

**RULES:** Practical Shooting Handbook, Latest Edition **Course Designer:** Demetrios Katos

**START POSITION:** Standing in Box A, facing up range, wrists above shoulders. Gun loaded and holstered.

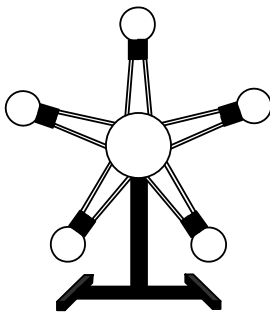
### STAGE PROCEDURE

At signal, turn and engage T1 and T2 with 2 rounds each. Perform a mandatory reload and engage P1-5. (Shooter can start with steel, then targets. Reload in between. Their choice)

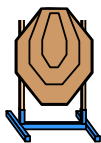
### SCORING

**SCORING:** Comstock, 9 rounds, 45 points  
**TARGETS:** 2 IPSC "Classic", 5 Plates  
**SCORED HITS:** Best 2 per IPSC, Steel Down = 1A  
**START-STOP:** Audible-Last Shot  
**PENALTIES:** Procedural -10  
No-shoot hit -10  
Miss -10

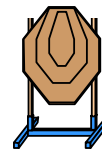
P 1-5



T1



T2



**Stage 7**