



LIPSA

Sleigh Ride

Special Thanks: Watervliet Practical Shooters, 2015 Area 7

RULES: Practical Shooting Handbook, Latest Edition Course Designer: **Michael Linsalata**

START POSITION: Standing with heels touching **RED** mark, wrists below belt. Gun loaded and holstered. PCC start is gun loaded. Safety on. Muzzle pointed down range. Butt touching belt.

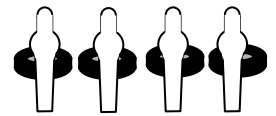
STAGE PROCEDURE

At signal, engage all targets and steel as they become visible from within the fault lines.

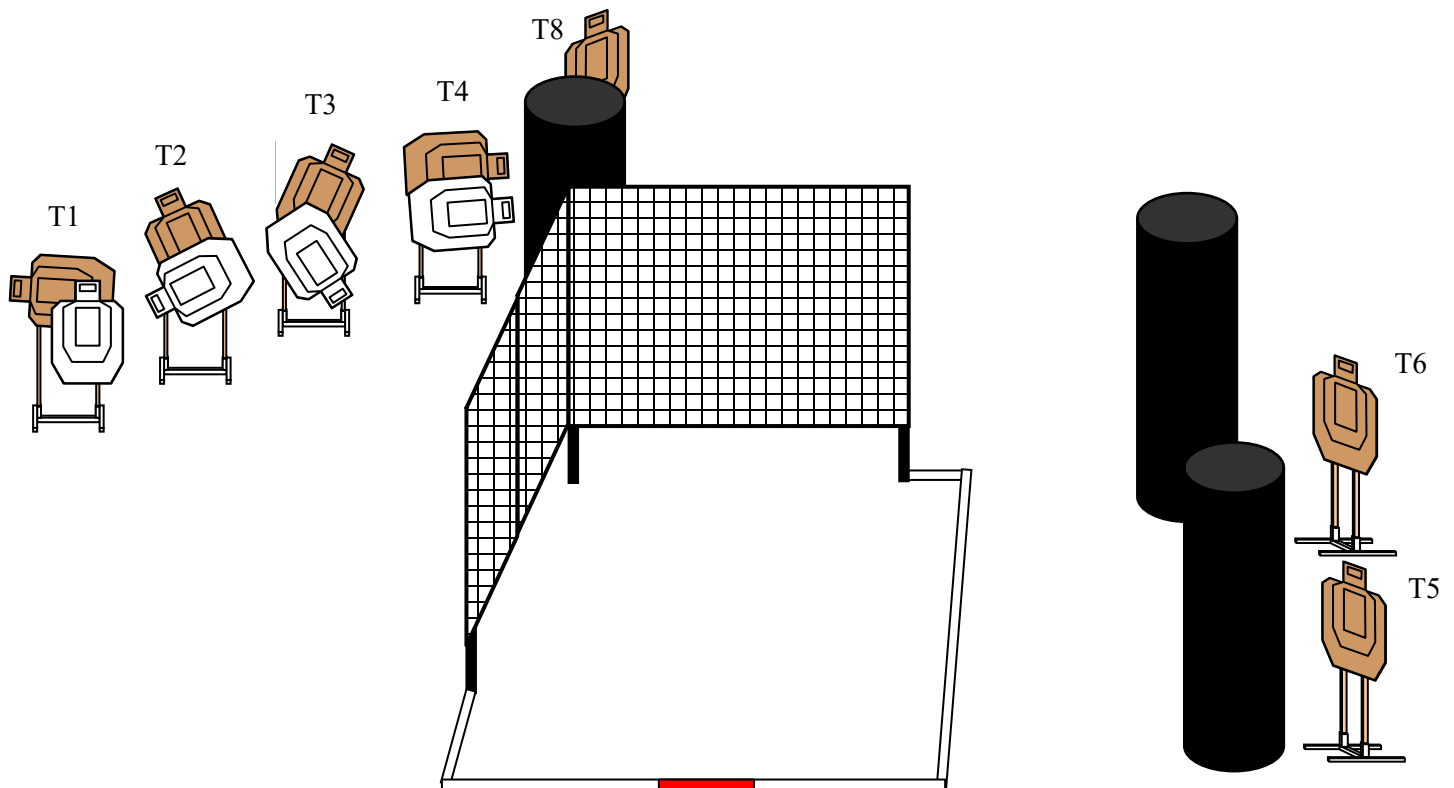
SCORING

SCORING: Comstock, 20 rounds, 100 points
TARGETS: 8 USPSA, 4 steel
SCORED HITS: Best 2 per USPSA, Steel Down = 1A
START-STOP: Audible-Last Shot

PP1 PP2 PP3 PP4



T7



Stage 1



LIPSA

Opening Presents

Special Thanks: Josh Stoos

RULES: Practical Shooting Handbook, Latest Edition **Course Designer:** Michael Linsalata

START POSITION: Standing anywhere in shooting area, wrists below belt. Gun loaded and holstered. PCC start is gun loaded. Safety on. Muzzle pointed down range. Butt touching belt.

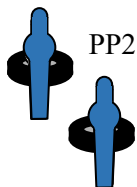
STAGE PROCEDURE

At signal, engage all targets and steel as they become visible from within the shooting area.

SCORING

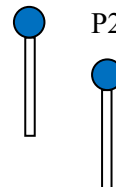
SCORING: Comstock, 22 rounds, 110 points
TARGETS: 9 USPSA, 4 steel
SCORED HITS: Best 2 per USPSA, Steel Down = 1A
START-STOP: Audible-Last Shot

PP1



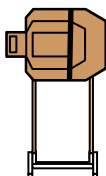
PP2

P1

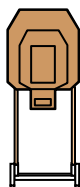


P2

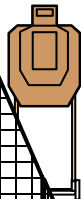
T1



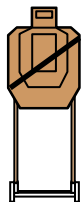
T2



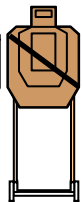
T3



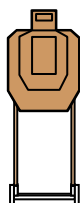
T4



T5



T6



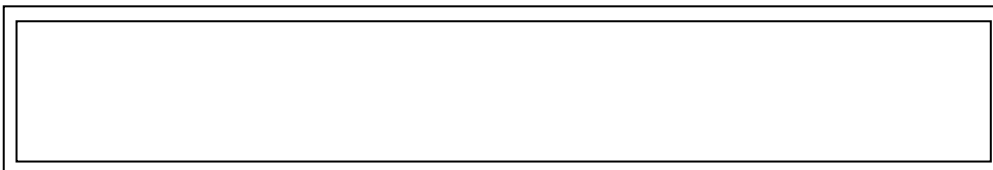
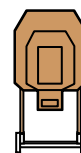
T7



T8



T9



Stage 2



LIPSA

Hanukkah Turtles

Special Thanks:

RULES: Practical Shooting Handbook, Latest Edition Course Designer: **Michael Linsalata**

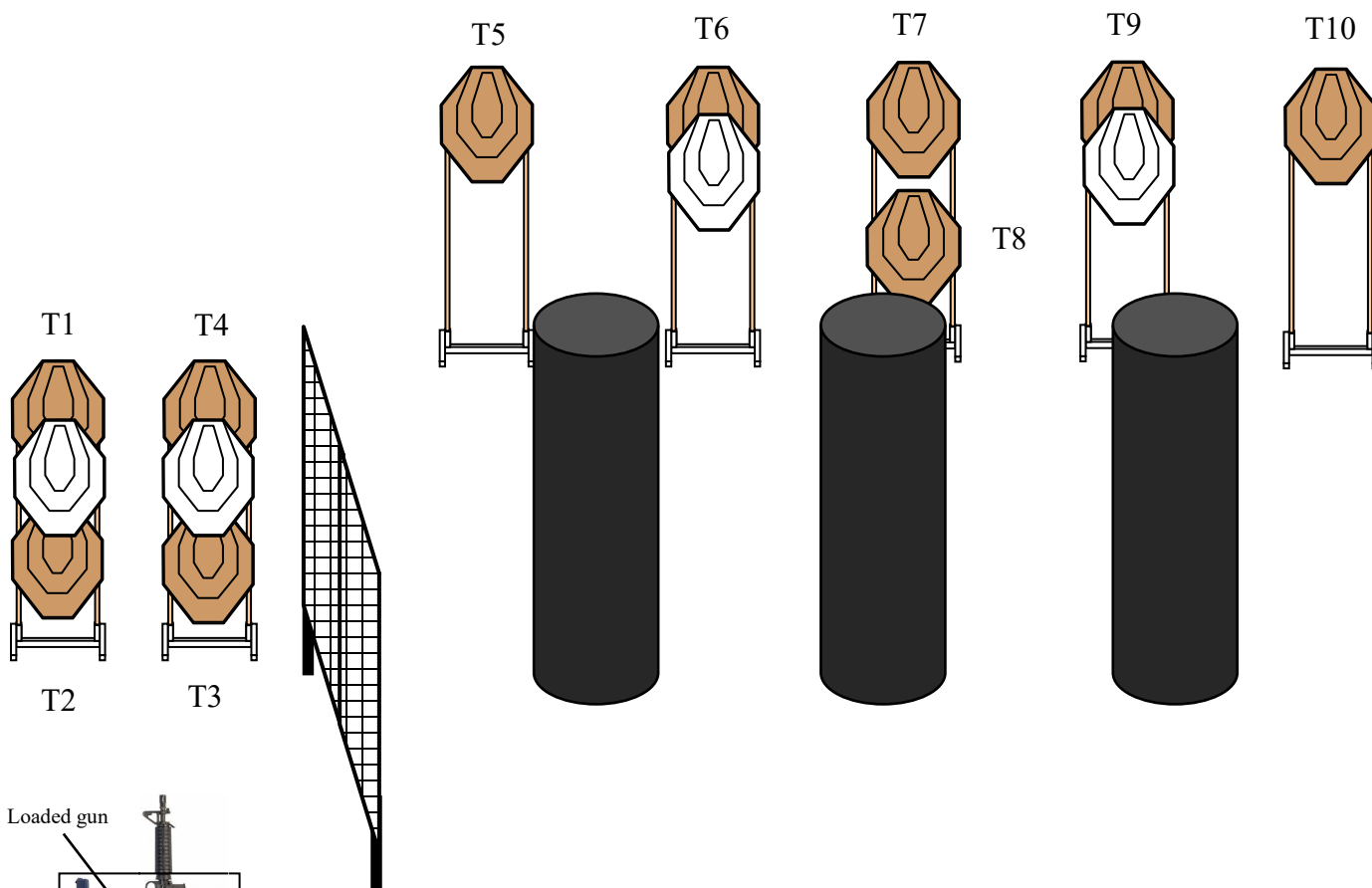
START POSITION: Standing with toes touching **RED** mark, **facing up range**. Wrists above shoulders. Loaded gun on barrel. PCC has same start.

STAGE PROCEDURE

At signal, pick up loaded gun from barrel. Then engage all targets as they become visible from within the fault lines.

SCORING

SCORING: Comstock, 20 rounds, 100 points
TARGETS: 10 IPSC
SCORED HITS: Best 2 per IPSC
START-STOP: Audible-Last Shot



Stage 3



LIPSA

Santa Says "Hi"

Special Thanks:

RULES: Practical Shooting Handbook, Latest Edition Course Designer: **Michael Linsalata**

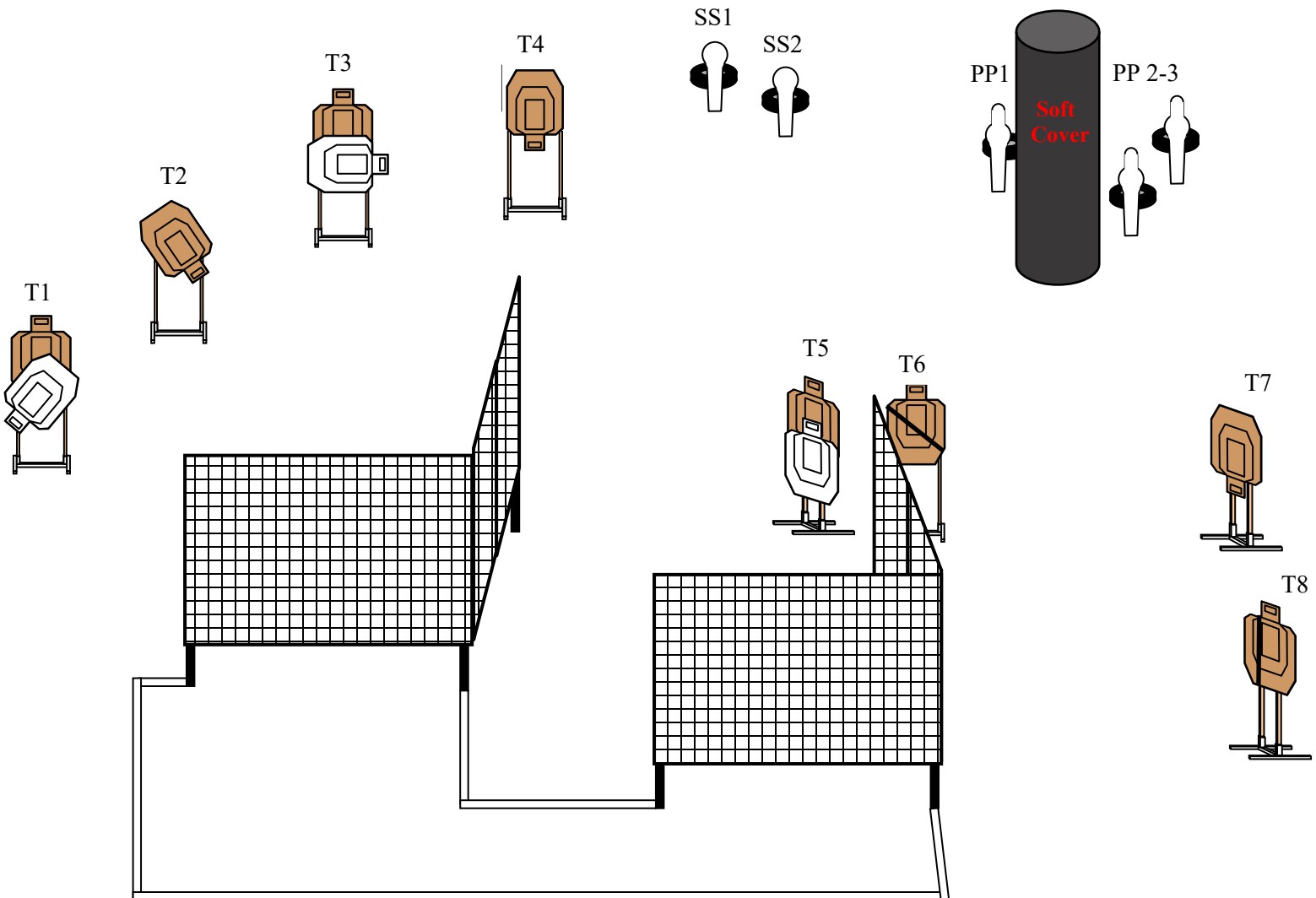
START POSITION: Standing anywhere in shooting Area, wrists below belt. Gun loaded and holstered.
PCC start is gun loaded, safety on. Pointing down range. Butt of gun touching belt.

STAGE PROCEDURE

At signal, engage all targets and steel as they become visible from within the shooting area.

SCORING

SCORING: Comstock, 21 rounds, 105 points
TARGETS: 8 USPSA, 5 steel
SCORED HITS: Best 2 per USPSA, Steel Down = 1A
START-STOP: Audible-Last Shot





LIPSA

Frosty's Walk

Special Thanks: Carlos Perazza

RULES: Practical Shooting Handbook, Latest Edition Course Designer: **Michael Linsalata**

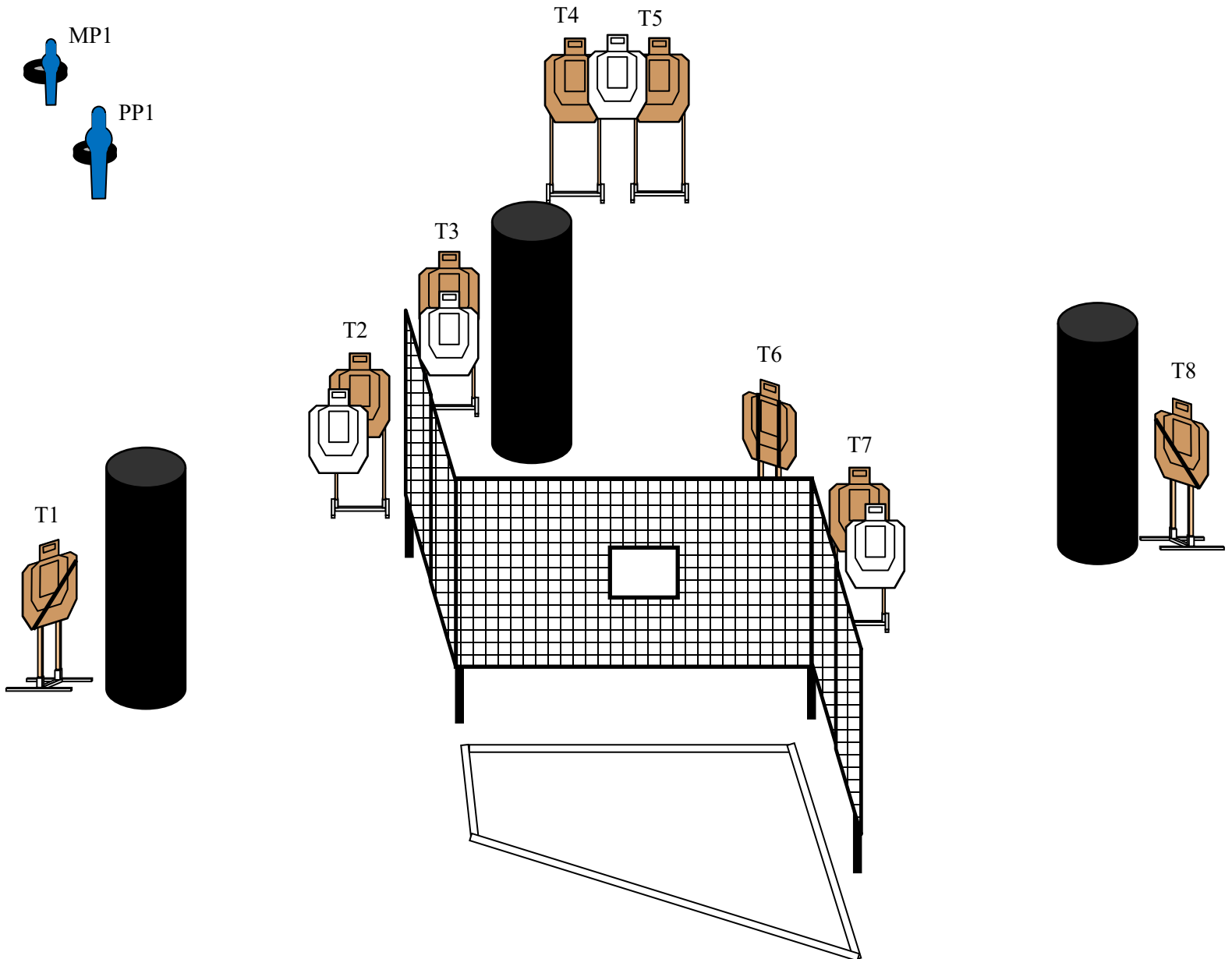
START POSITION: Standing anywhere in shooting Area, wrists below belt. Gun loaded and holstered.
PCC start is gun loaded, safety on. Pointing down range. Butt of gun touching belt.

STAGE PROCEDURE

At signal, engage all targets and steel as they become visible from within the shooting area.

SCORING

SCORING: Comstock, 18 rounds, 90 points
TARGETS: 8 USPSA, 2 steel
SCORED HITS: Best 2 per USPSA, Steel Down = 1A
START-STOP: Audible-Last Shot



Stage 5



LIPSA

Reindeer Races

Special Thanks:

RULES: Practical Shooting Handbook, Latest Edition Course Designer: **Sal Amato**

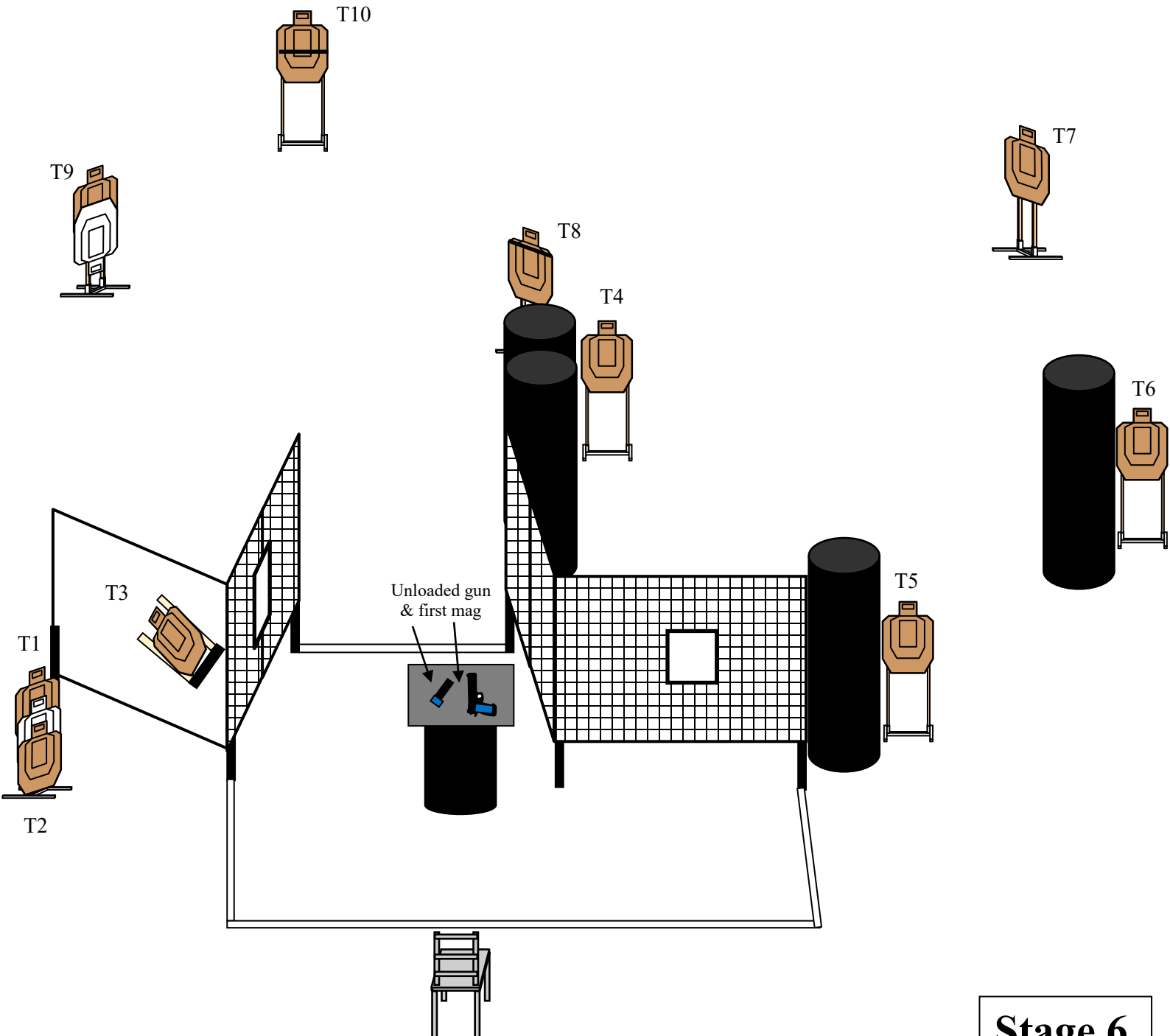
START POSITION: Sitting in chair, hands on knees. Unloaded gun and first mag on table. PCC has same start position.

STAGE PROCEDURE

At signal, pick up and load gun with mag from table. Then engage all targets as they become visible from within the shooting area.

SCORING

SCORING: Comstock, 20 rounds, 100 points
TARGETS: 10 USPSA
SCORED HITS: Best 2 per USPSA
START-STOP: Audible-Last Shot



Stage 6



LIPSA

Christmas Balls

Special Thanks:

RULES: Practical Shooting Handbook, Latest Edition Course Designer: Michael Linsalata

START POSITION: Standing with toes touching **RED** mark, wrists below belt. Gun loaded and holstered. PCC start is gun loaded, safety on. Pointing down range. Butt of gun touching belt.

STAGE PROCEDURE

At signal, engage all targets as they become visible from within the fault lines.

SCORING

SCORING: Comstock, 20 rounds, 100 points
TARGETS: 10 IPSC
SCORED HITS: Best 2 per IPSC
START-STOP: Audible-Last Shot

