


Action Shooting Match



LIPSA

Short Sprint Steel

RULES: Practical Shooting Handbook, Latest Edition **Course Designer: Michael Linsalata**

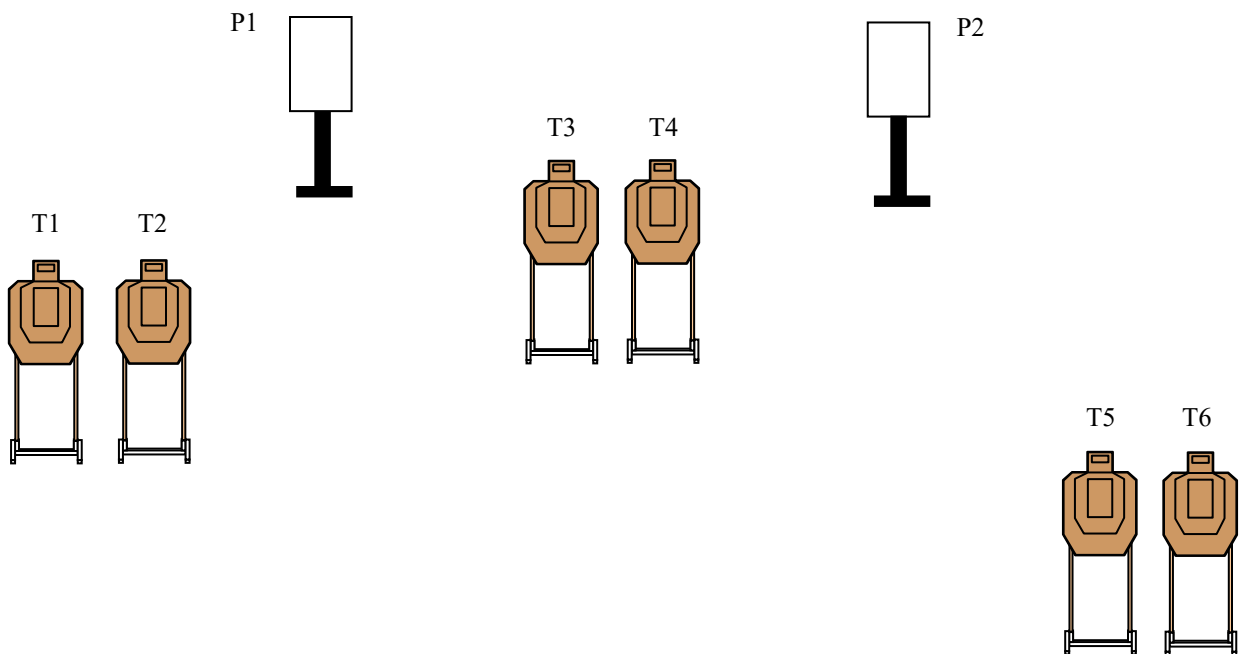
START POSITION: Standing in Box A, wrists below belt. Gun loaded and holstered. Rifle start is gun loaded. Safety on. Held at Low Ready. 22 pistol can be holstered or held at Low Ready.

STAGE PROCEDURE

At signal, engage T1-T6, P1 and P2 with 1 rd each from Box A. Advance to Box B and re-engage T1-T6, P1 and P2 with 1 rd each. Advance to Box C and re-engage T1-T6, P1 and P2 with 1 rd each.

SCORING

SCORING: 24 rounds
TARGETS: 6 USPSA, 2 steel (3 hits on steel)
SCORED HITS: A+0, C+1 sec, D+3 sec, hit on steel (static)
START-STOP: Audible-Last Shot



Stage 1
(Pit 4)

Action Shooting Match



LIPSA

Double Stacked

RULES: Practical Shooting Handbook, Latest Edition **Course Designer: Michael Linsalata**

START POSITION: Standing anywhere in shooting Area, wrists below belt. Gun loaded and holstered. Rifle start is gun loaded. Safety on. Held at Low Ready. 22 pistol can be holstered or held at Low Ready.

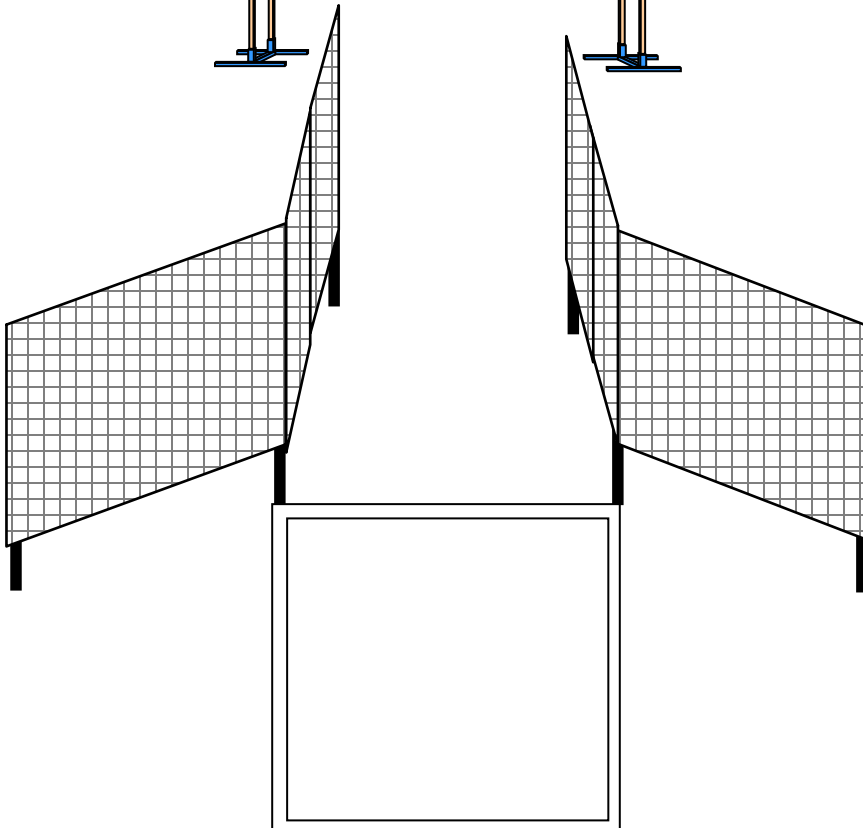
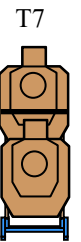
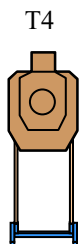
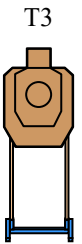

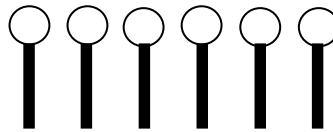
STAGE PROCEDURE

At signal, engage all targets and steel as they become visible from within the shooting area.

SCORING

SCORING: 26 rounds
TARGETS: 10 USPSA, 6 steel
SCORED HITS: A+0, C+1 sec, D+3 sec, hit on steel (static)
START-STOP: Audible-Last Shot

P 1-6



Stage 2
(Pit 5)

Action Shooting Match



LIPSA

Glad You're Here

RULES: Practical Shooting Handbook, Latest Edition **Course Designer: Michael Linsalata**

START POSITION: Standing anywhere in shooting Area, wrists below belt. Gun loaded and holstered. Rifle start is gun loaded. Safety on. Held at Low Ready. 22 pistol can be holstered or held at Low Ready.

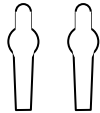
STAGE PROCEDURE

At signal, engage all targets and steel as they become visible from within the shooting area.

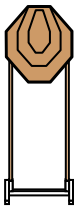
SCORING

SCORING: 26 rounds
TARGETS: 10 USPSA, 6 steel
SCORED HITS: A+0, C+1 sec, D+3 sec, hit on steel (static)
START-STOP: Audible-Last Shot

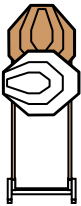
P1-P2




T3



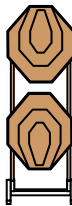
T2



T1



T4



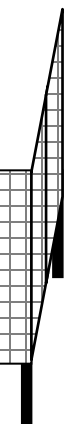
T6



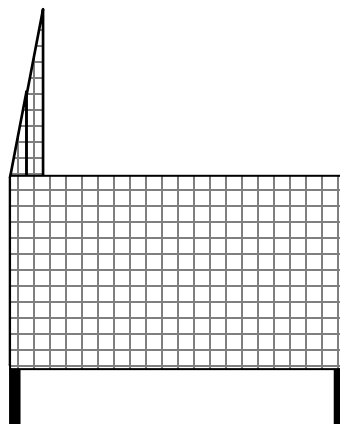
T7



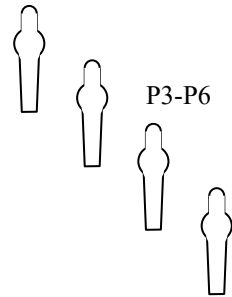
T5



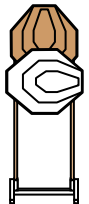
T8




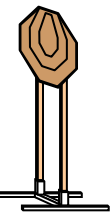
P3-P6



T9



T10



**Stage 3
(Pit 6)**

Action Shooting Match



LIPSA

T-Boned

RULES: Practical Shooting Handbook, Latest Edition Course Designer: **Michael Linsalata**

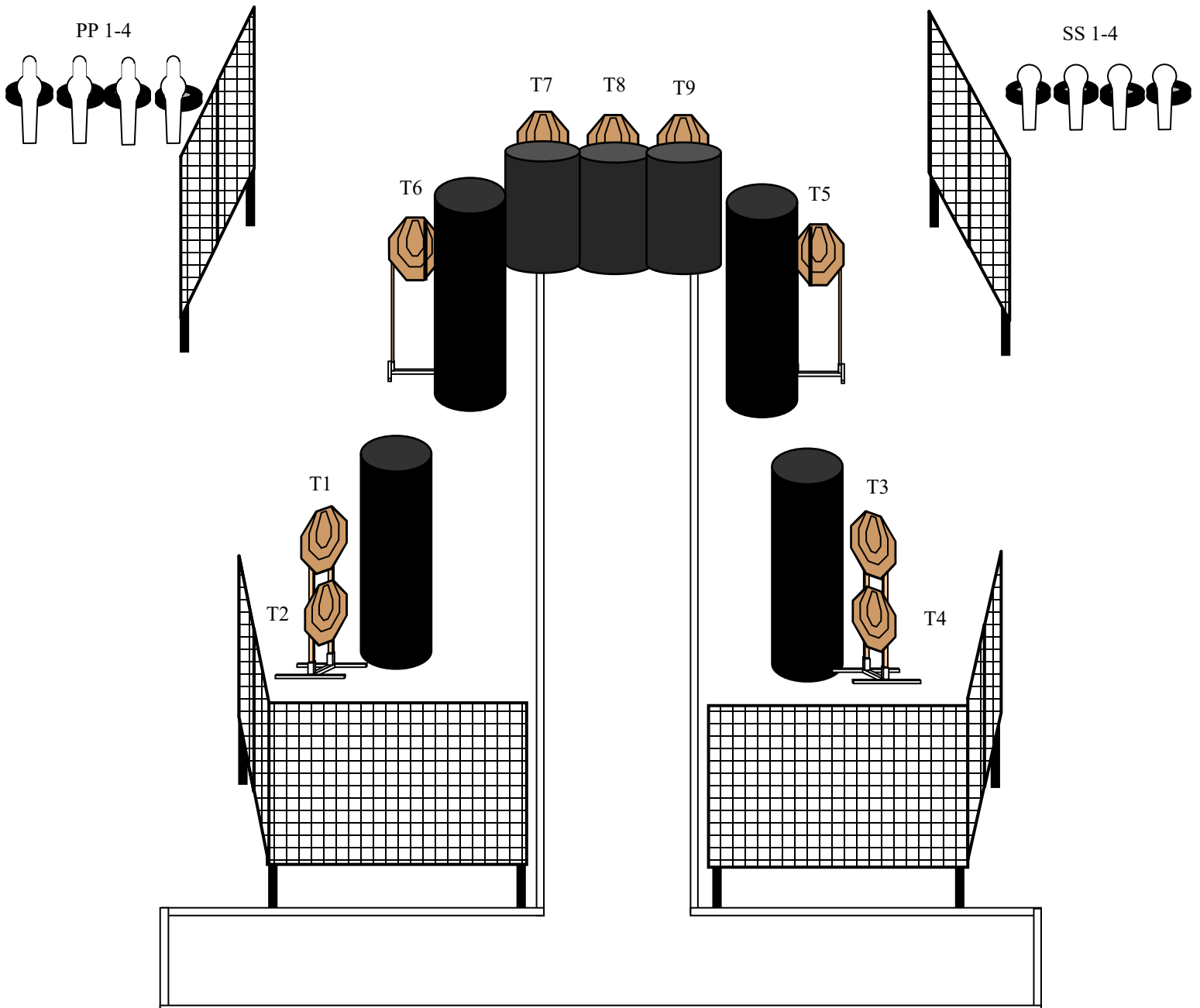
START POSITION: Standing anywhere in shooting Area, wrists below belt. Gun loaded and holstered. Rifle start is gun loaded. Safety on. Held at Low Ready. 22 pistol can be holstered or held at Low Ready.

STAGE PROCEDURE

At signal, engage all targets and steel as they become visible from within the shooting area.


SCORING

SCORING: 26 rounds
TARGETS: 9 IPSC, 8 steel
SCORED HITS: A+0, C+1 sec, D+3 sec, hit on steel (static)
START-STOP: Audible-Last Shot



Stage 4
(Pit 7)

Action Shooting Match



LIPSA

Squeeze 'em In

RULES: Practical Shooting Handbook, Latest Edition Course Designer: **Michael Linsalata**

START POSITION: Standing with toes touching **RED** mark, wrists below belt. Gun loaded and holstered. Rifle start is gun loaded. Safety on. Held at Low Ready. 22 pistol can be holstered or held at Low Ready.

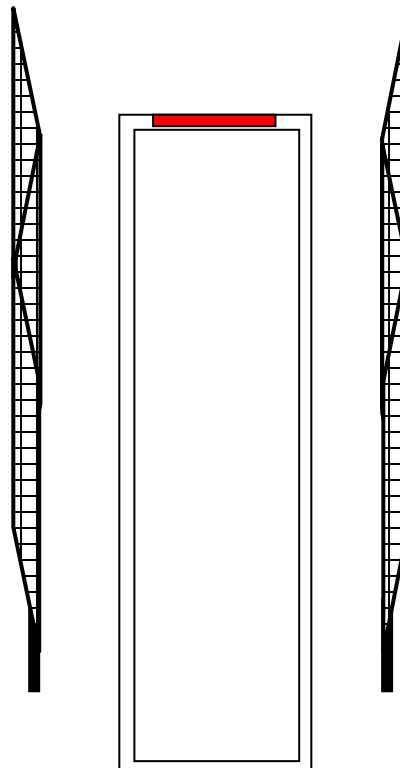
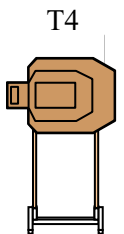

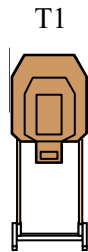
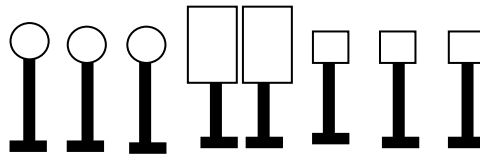
STAGE PROCEDURE

At signal, engage all targets and steel as they become visible from within the fault lines.

SCORING


SCORING: 20 rounds
TARGETS: 6 USPSA, 8 steel
SCORED HITS: A+0, C+1 sec, D+3 sec, hit on steel (Static)
START-STOP: Audible-Last Shot

P 1-8



Stage 5
(Pit 9)

Action Shooting Match



LIPSA

The Last Dance

RULES: Practical Shooting Handbook, Latest Edition Course Designer: **Michael Linsalata**

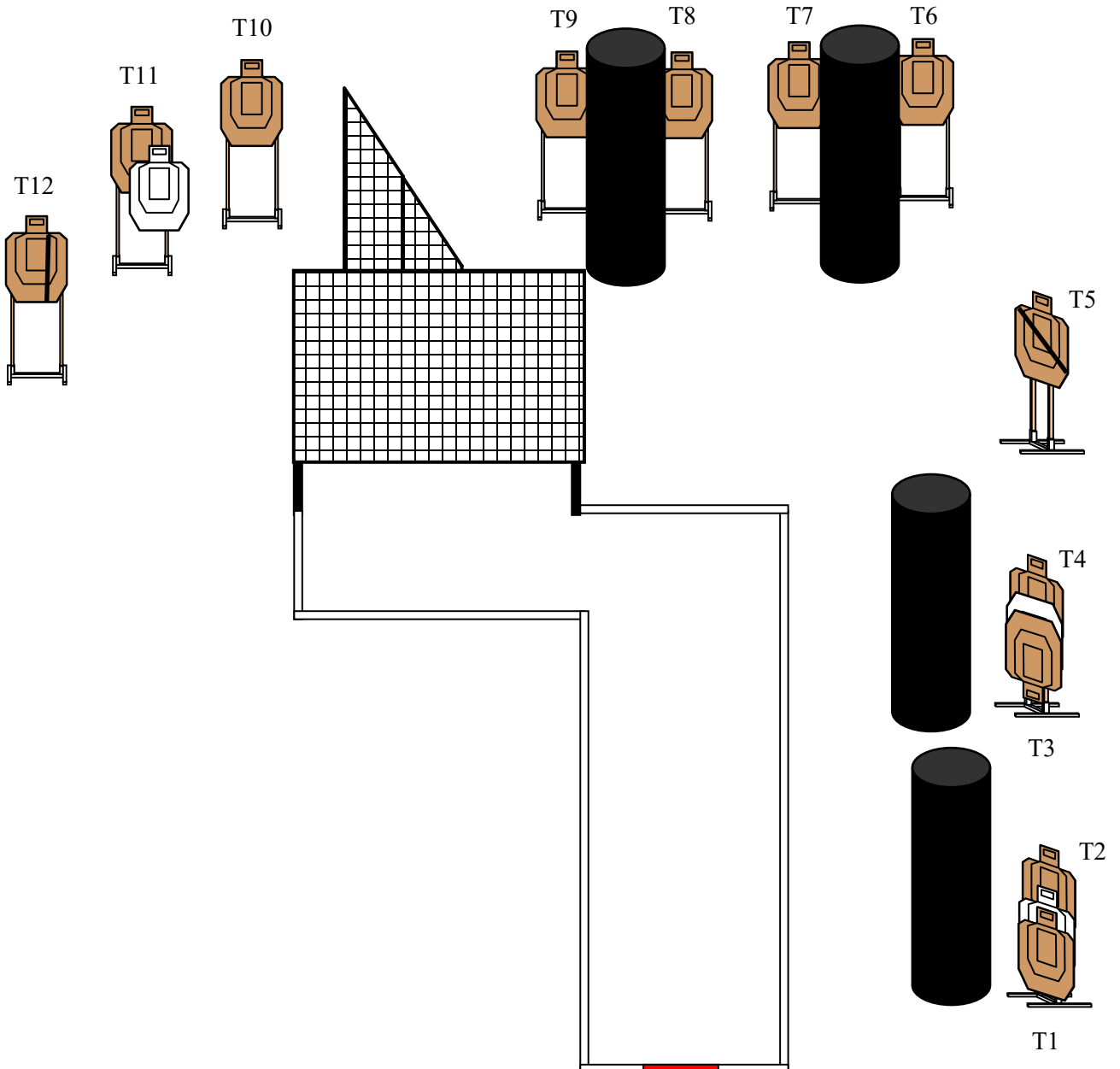
START POSITION: Standing with toes touching **RED** mark, wrists below belt. Gun loaded and holstered. Rifle start is gun loaded. Safety on. Held at Low Ready. 22 pistol can be holstered or held at Low Ready.

STAGE PROCEDURE

At signal, engage all targets as they become visible from within the shooting area.

SCORING

SCORING: 24 rounds
TARGETS: 12 USPSA
SCORED HITS: A+0, C+1 sec, D+3 sec, hit on steel (static)
START-STOP: Audible-Last Shot



Stage 6
(Pit 10)