



# Long Island Practical Shooters

## 17 Ghosts

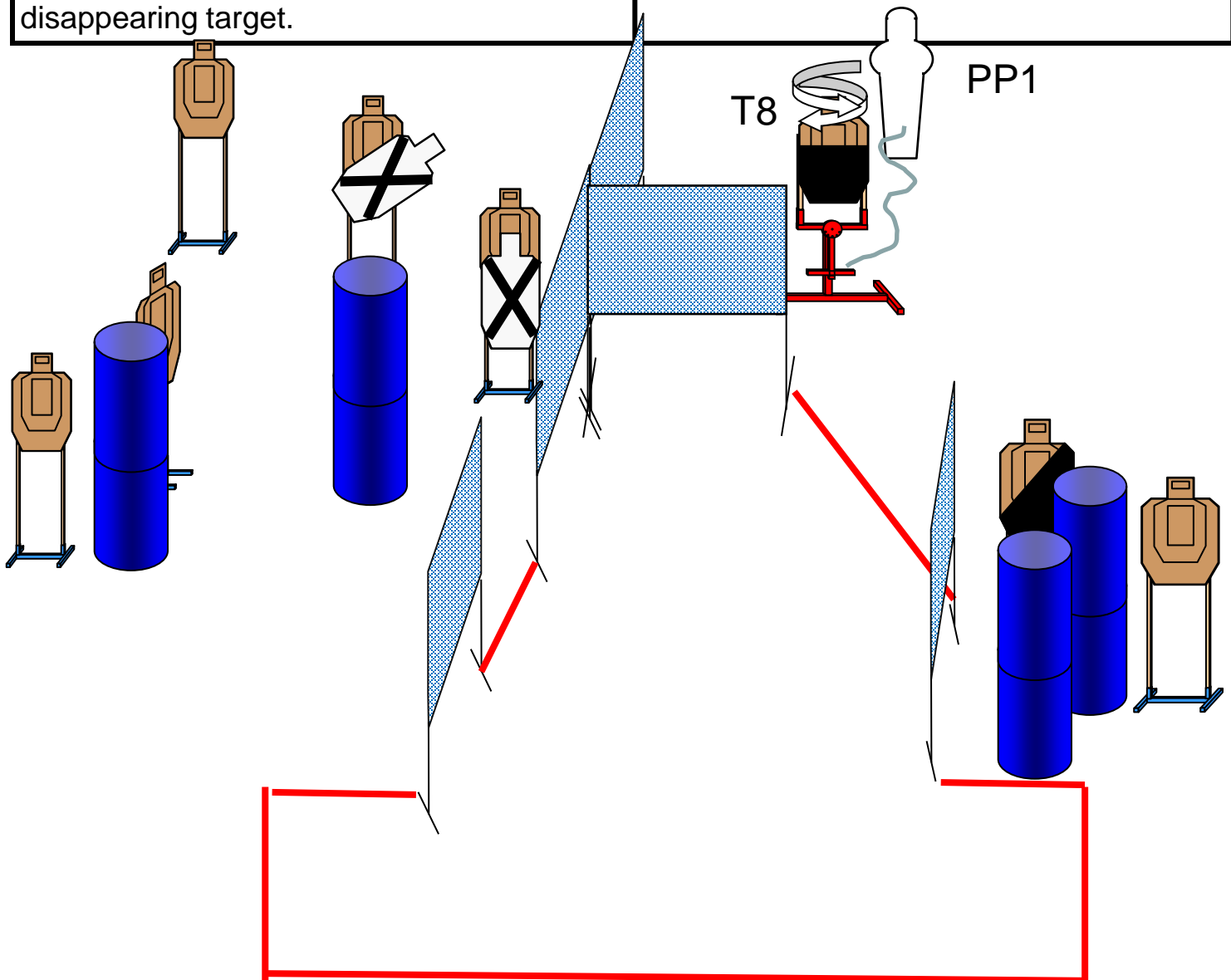
Course Designer: R. Esposito

**START POSITION:** Standing anywhere in the shooting area.

**GUN READY CONDITION:** Loaded and holstered. PCC: Loaded with butt of gun touching belt.

**STAGE PROCEDURE:** Upon start signal, engage targets from within the shooting area. PP1 activates T8. T8 is a disappearing target.

**SCORING:** Comstock, 17 rounds, 85 points  
**TARGETS:** 8 paper, 1 steel  
**SCORED HITS:** Best 2 per paper, KD steel = 1A  
**START-STOP:** Audible - Last shot  
**RULES:** USPSA current edition



**Stage #1/Pit#1**



# Long Island Practical Shooters

## Scarlett Winter II

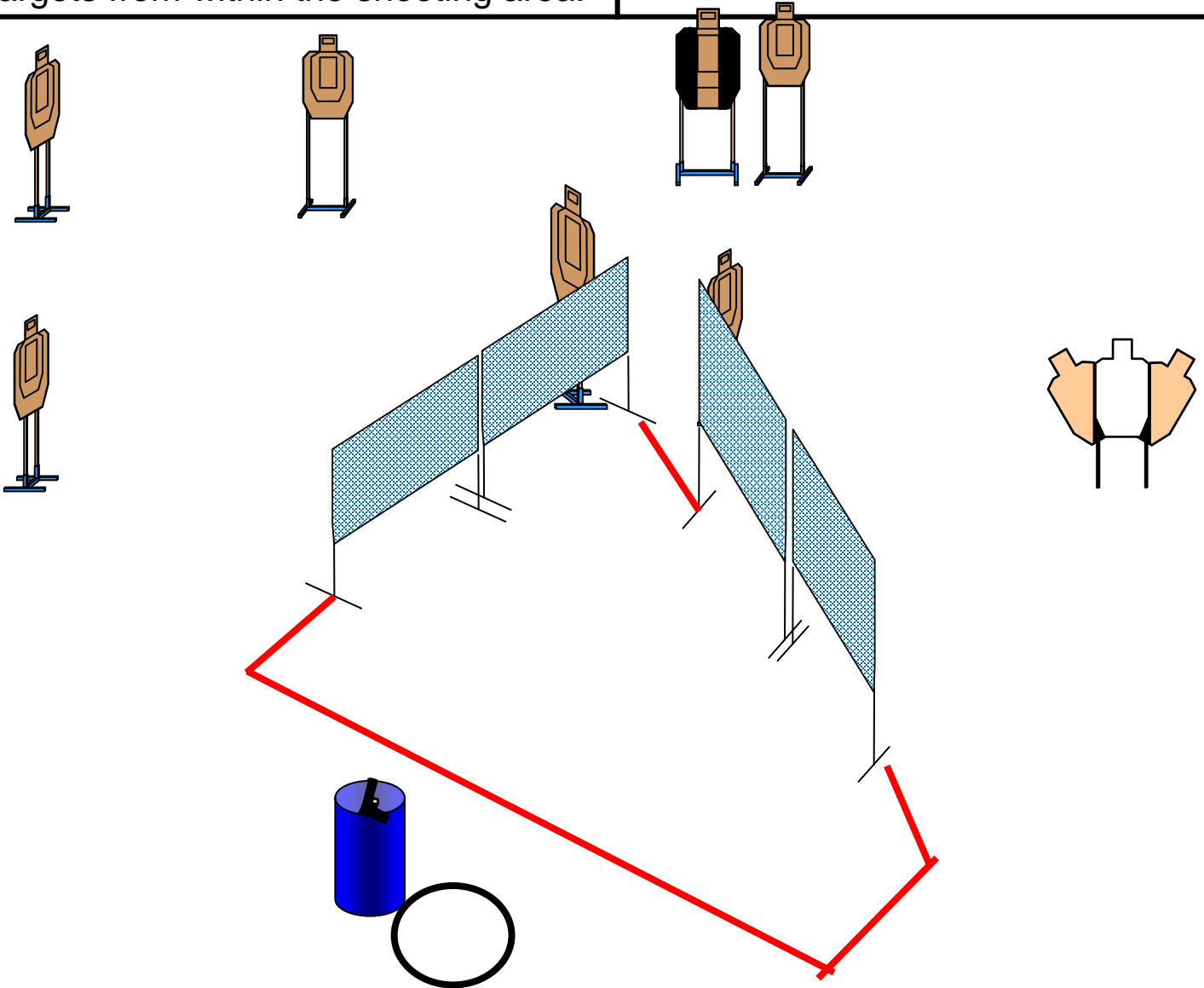
Course Designer: Leveraged from 2018 Area 1 Championship

**START POSITION:** Standing in Box A, facing downrange, wrists above shoulders.

**GUN READY CONDITION:** Unloaded gun and 1<sup>st</sup> mag on the barrel

**STAGE PROCEDURE:** Engage all targets from within the shooting area.

**SCORING:** Comstock, 18 rounds, 90 points  
**TARGETS:** 9 paper  
**SCORED HITS:** Best 2 per paper, KD steel = 1A  
**START-STOP:** Audible - Last shot  
**RULES:** USPSA current edition



**Stage #2/Pit#2**



# Long Island Practical Shooters Head Popper

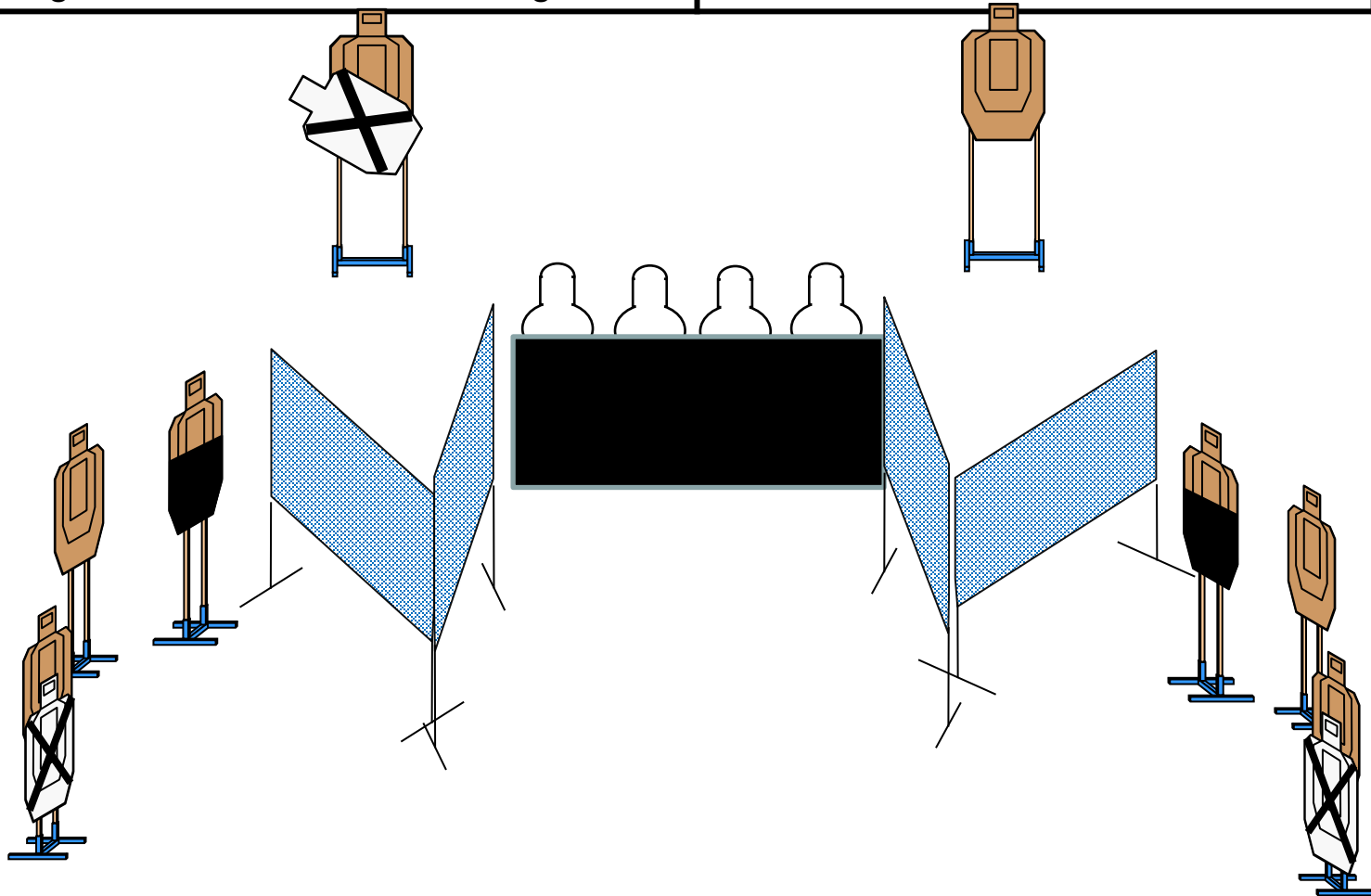
Course Designer: Anonymous internet posting

**START POSITION:** Standing in shooting area, wrists above shoulders

**GUN READY CONDITION:** Loaded and holstered. PCC: Loaded with butt touching belt.

**SCORING:** Comstock, 20 rounds, 100 points  
**TARGETS:** 8 paper, 4 steel  
**SCORED HITS:** Best 2 per paper, KD steel = 1A  
**START-STOP:** Audible - Last shot  
**RULES:** USPSA current edition

**STAGE PROCEDURE:** Engage all targets from within the shooting area.



**Stage #3/Pit#3**



# Long Island Practical Shooters Big Trouble the Day After Yesterday

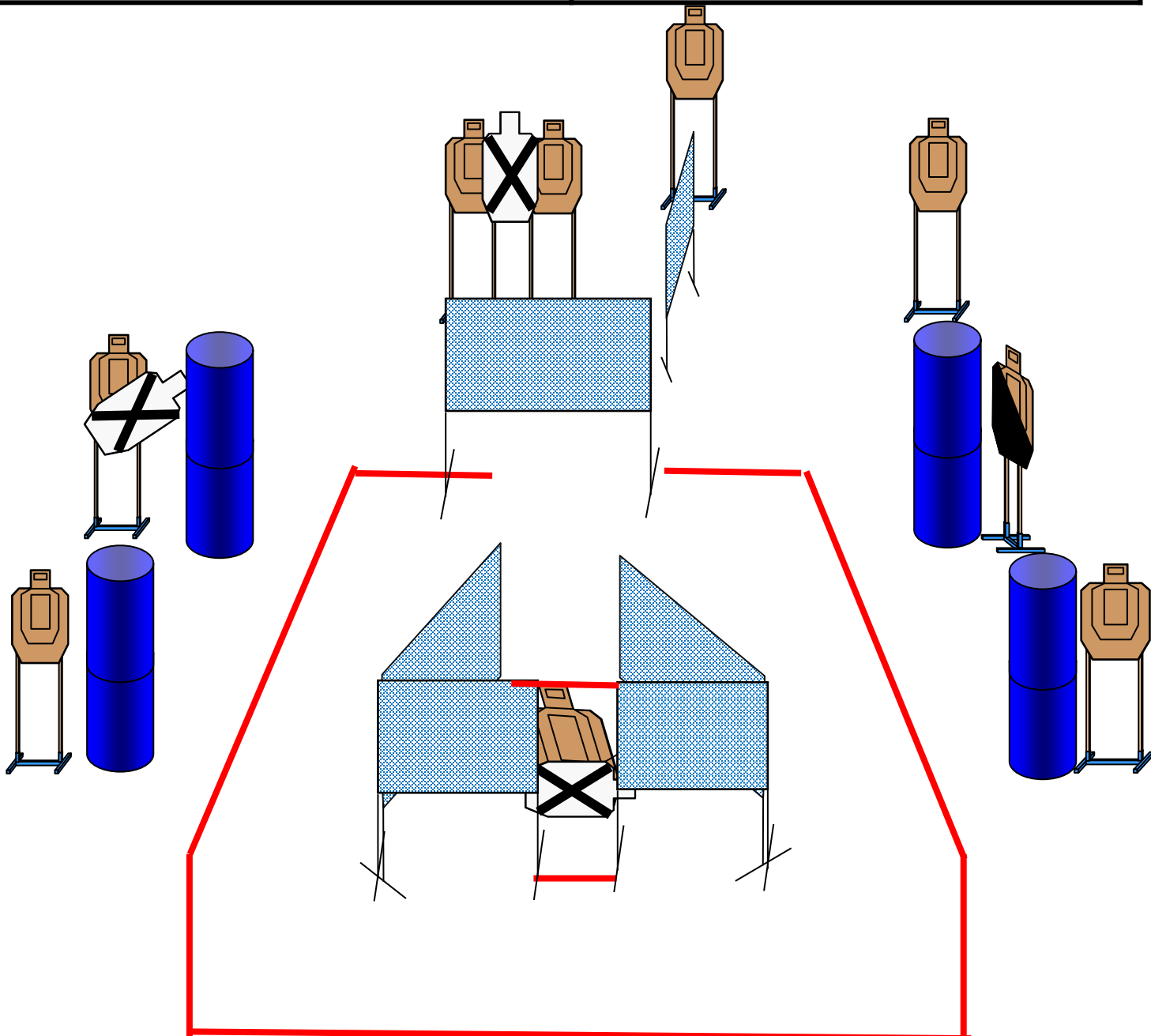
Course Designer: R. Esposito

**START POSITION:** Standing anywhere with both feet outside the shooting area.

**GUN READY CONDITION:** Loaded and holstered. PCC: Loaded with butt of gun touching belt.

**STAGE PROCEDURE:** Upon start signal, engage targets from within the shooting area.

**SCORING:** Comstock, 18 rounds, 90 points  
**TARGETS:** 9 paper,  
**SCORED HITS:** Best 2 per paper, KD steel = 1A  
**START-STOP:** Audible - Last shot  
**RULES:** USPSA current edition



**Stage #4/Pit#4**



# Long Island Practical Shooters

## Sew What

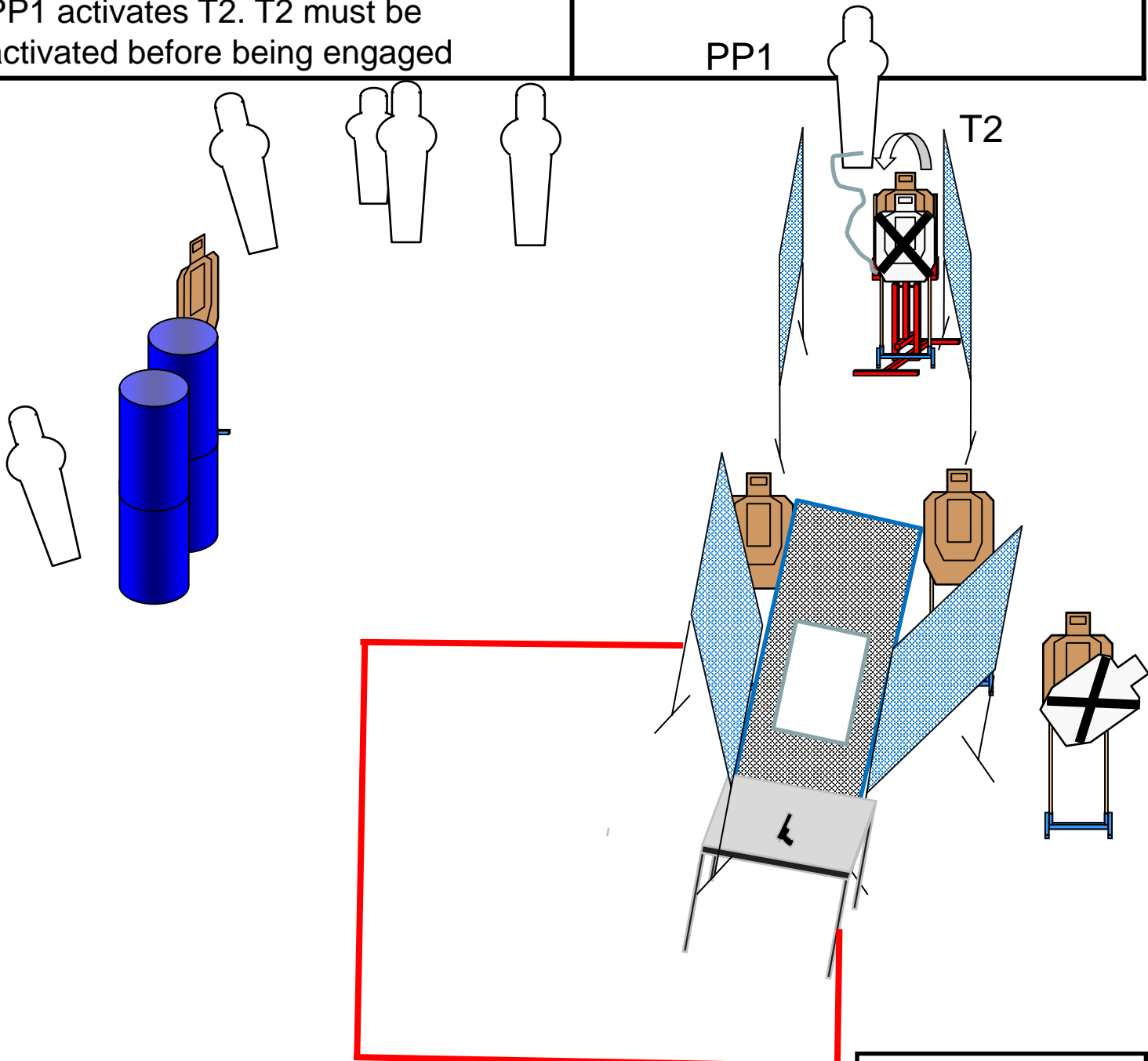
Course Designer: R. Esposito

**START POSITION:** Standing behind sewing table, wrists above shoulders

**GUN READY CONDITION:** Loaded on table.

**STAGE PROCEDURE:** Engage all targets from within the shooting area. PP1 activates T2. T2 must be activated before being engaged

**SCORING:** Comstock, 16 rounds, 80 points  
**TARGETS:** 5 paper, 6 steel  
**SCORED HITS:** Best 2 per paper, KD steel = 1A  
**START-STOP:** Audible - Last shot  
**RULES:** USPSA current edition



**Stage #5/Pit#5**



# Long Island Practical Shooters

## Montauk Madness 2.0

Course Designer: Courtesy of 2021 USPSA Low Cap Nationals

**START POSITION:** Hands on marks. **PCC:** Muzzle touching white dot.

**GUN READY CONDITION:** Loaded and holstered. **PCC:** loaded with muzzle touching black circle on wall.

**STAGE PROCEDURE:** Engage targets from within the shooting area.

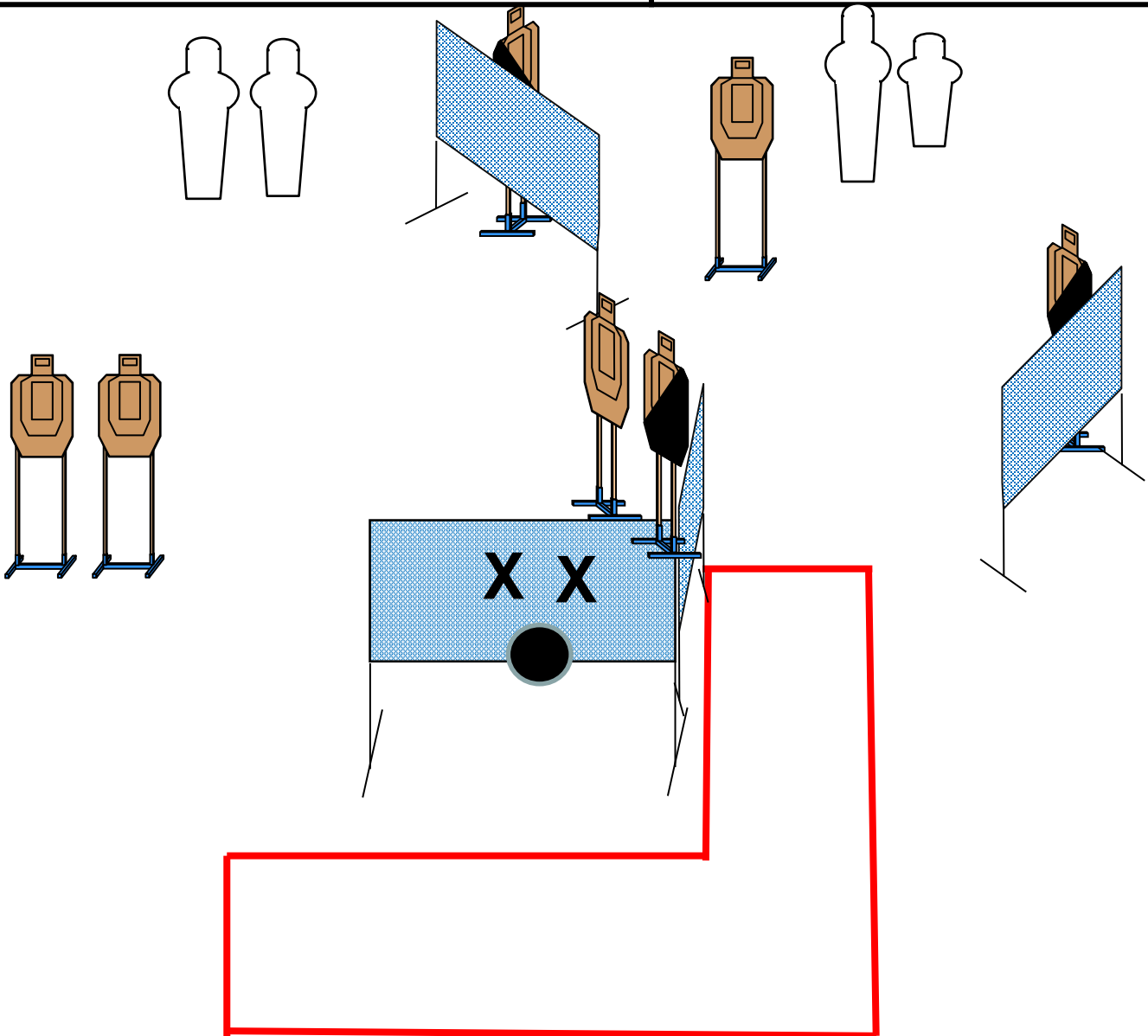
**SCORING:** Comstock, 18 rounds, 90 pts.

**TARGETS:** 7 paper, 4 steel

**SCORED HITS:** Best 2/paper, KD steel = 1A

**START-STOP:** Audible - Last shot

**RULES:** USPSA current edition



**Stage #6/Pit#6**



# Long Island Practical Shooters

## Ghosts of Mars

Course Designer: R. Esposito

**START POSITION:** Standing anywhere in the shooting area

**GUN READY CONDITION:** Loaded and holstered. PCC: Loaded with butt of gun touching belt.

**STAGE PROCEDURE:** Engage all targets from within the FFZ.

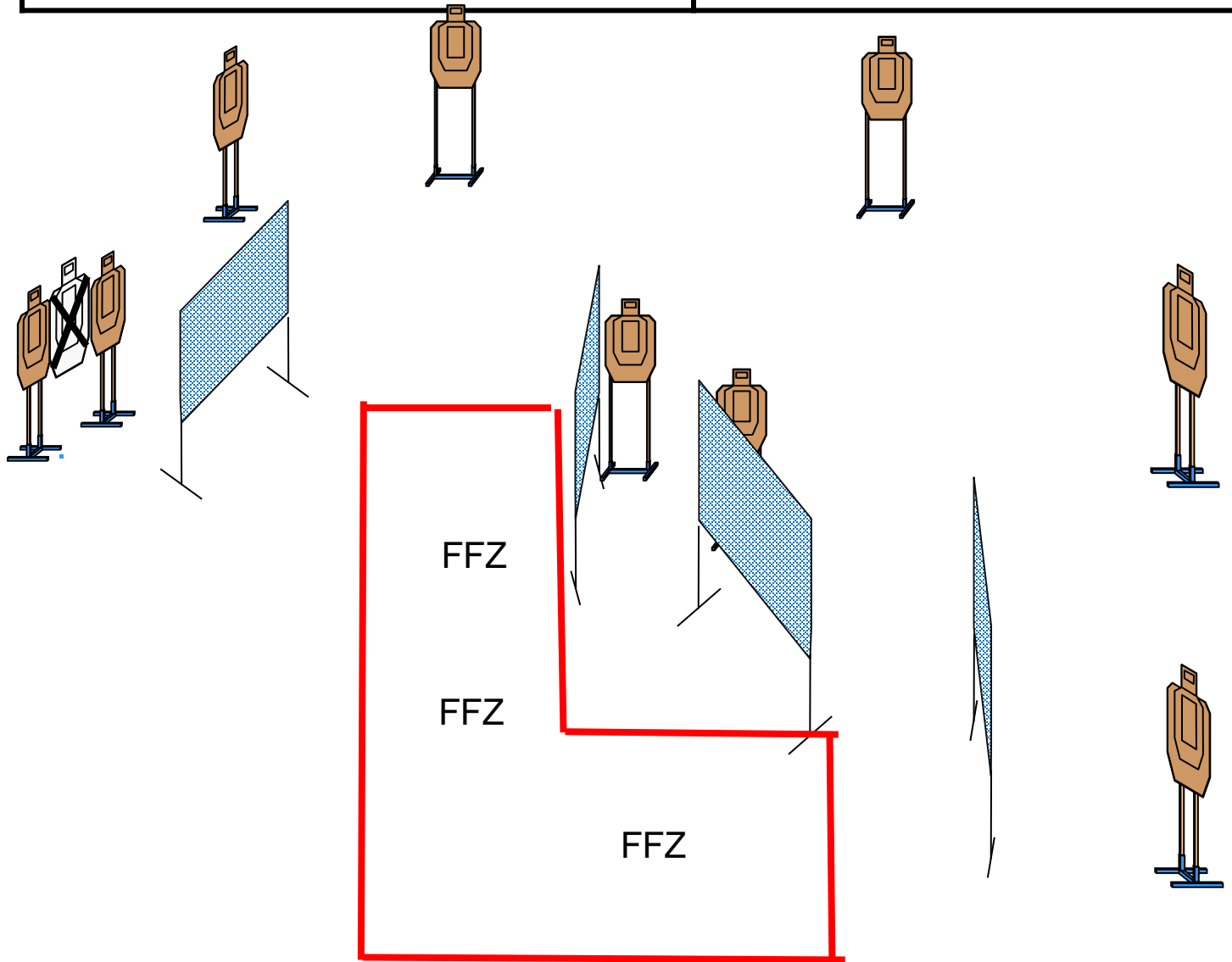
**SCORING:** Comstock, 18 rounds, 90 pts.

**TARGETS:** 9 paper

**SCORED HITS:** Best 2/paper, KD steel = 1A

**START-STOP:** Audible - Last shot

**RULES:** USPSA current edition





# CM 18-05 No Need To Believe In Either Side

RULES: USPSA Handgun Competition Rules, current edition. Course Designer: Nationals Design Team

### STAGE PROCEDURE

From within box engage T1-T2 and P1-P4 or T3-T6 then perform a mandatory reload and engage remaining targets. Arrays may be engaged in any order

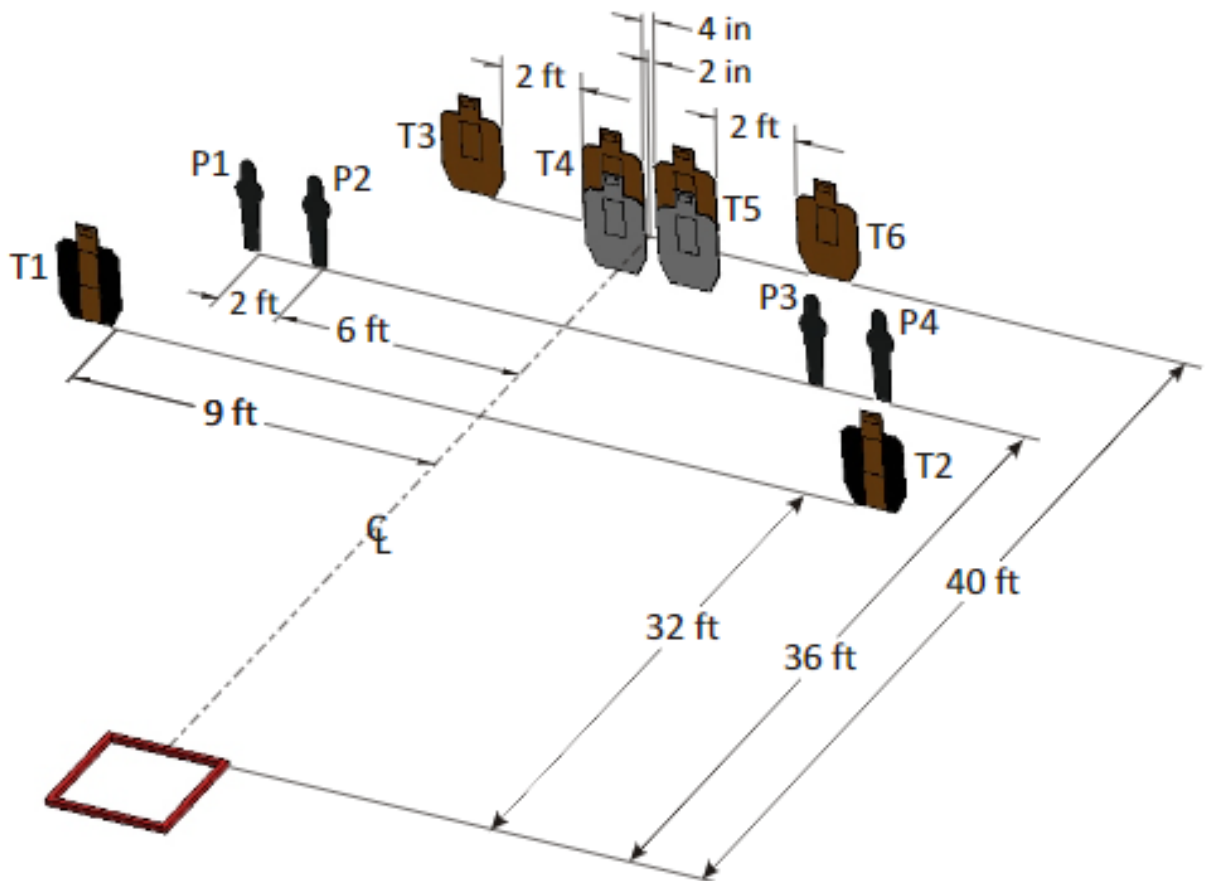
**Scoring:** Comstock, 16 rounds, 80 points

**Targets:** 6 USPSA Targets,  
4 Mini USPSA Poppers

**Scored Hits:** Best 2/paper, Steel must fall

**Start - Stop:** Audible - Last Shot

**Penalties:** Per current edition of USPSA Handgun Competition Rules.



## Stage #8/ 22 Pit



**SETUP NOTES:** Set targets 5 feet to top. Box is 3 feet by 3 feet. Left edge of no-shoot is lined up with left edge of A-zone, top of no-shoot (not the scoring zone line) is lined up with bottom of target lettering. Targets T1 & T2 hardcover is set to both edges of A-zone.





## **CM 18-05 No Need To Believe In Either Side**

No Need To Believe In Either Side is a 16 round, 80-point, Comstock Speed Shoot. There are 6 USPSA targets and 4 USPSA Mini poppers. The best 2 hits per paper will score and steel must fall to score.

The handgun start position is standing inside shooting area, wrists below belt with handgun loaded and holstered.

The PCC start position is standing inside shooting area, holding loaded PCC, stock on belt, and muzzle pointing downrange.

On the audible start signal from within shooting area, engage T1-T2 and P1-P4 or T3-T6, perform a mandatory reload between arrays, and engage remaining targets. You may engage arrays in any order.