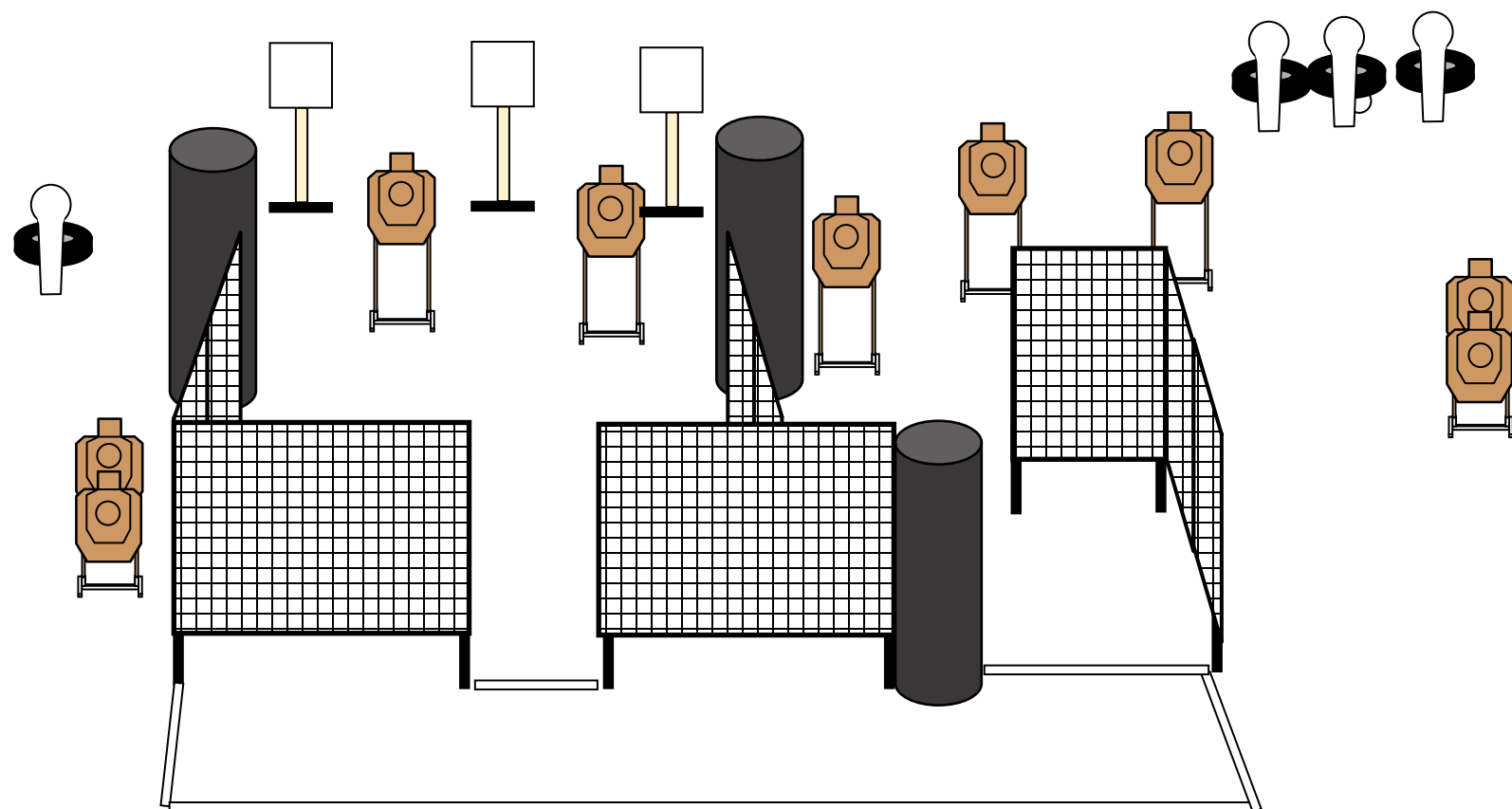




Action Pistol



LIPSA	STAGE NAME: Coast 2 Coast	
RULES: LIPSA Action Pistol		Course Designer: Robert Dugre
START POSITION: Standing toes touching red, wrists below belt. Gun loaded and holstered. Rifle start is gun loaded. Safety on. Held at Low Ready.		
PROCEDURE: At signal, engage all targets as they become visible.	SCORING: Time Plus 25 Rounds SCORED HITS: Best 2 per Paper 1 per steel TARGETS: 9 IDPA Targets 7 Steel PENALTIES: Standard SIGNAL: Start is standard beep; Stop Last Round fired	



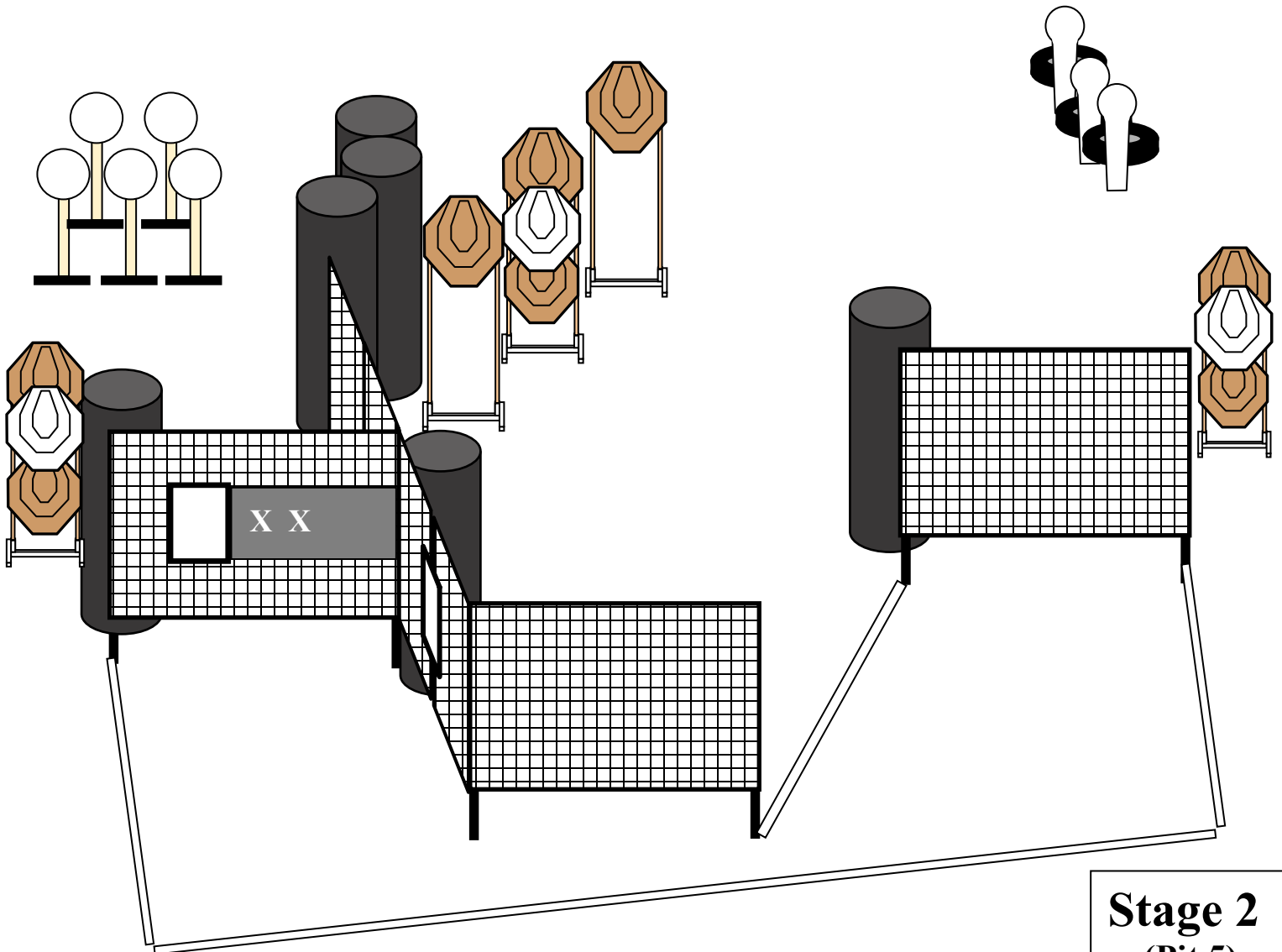
Stage 1
(Pit 4)



Action Pistol



LIPSA	STAGE NAME: Crisis	
RULES: LIPSA Action Pistol		Course Designer: Robert Dugre
START POSITION: Standing with hands flat on X's. Gun is holstered, but UNLOADED . Rifle start is gun UNLOADED , held in strong hand at Low Ready. Weak hand on X.		
PROCEDURE: At signal, engage all steel as they become visible from within the shooting area.	SCORING: Time Plus, 24 Rounds SCORED HITS: Best 2 per Paper 1 per Steel TARGETS: 8 IPSC Targets 8 Steel PENALTIES: Standard SIGNAL: Start is standard beep; Stop Last Round fired	



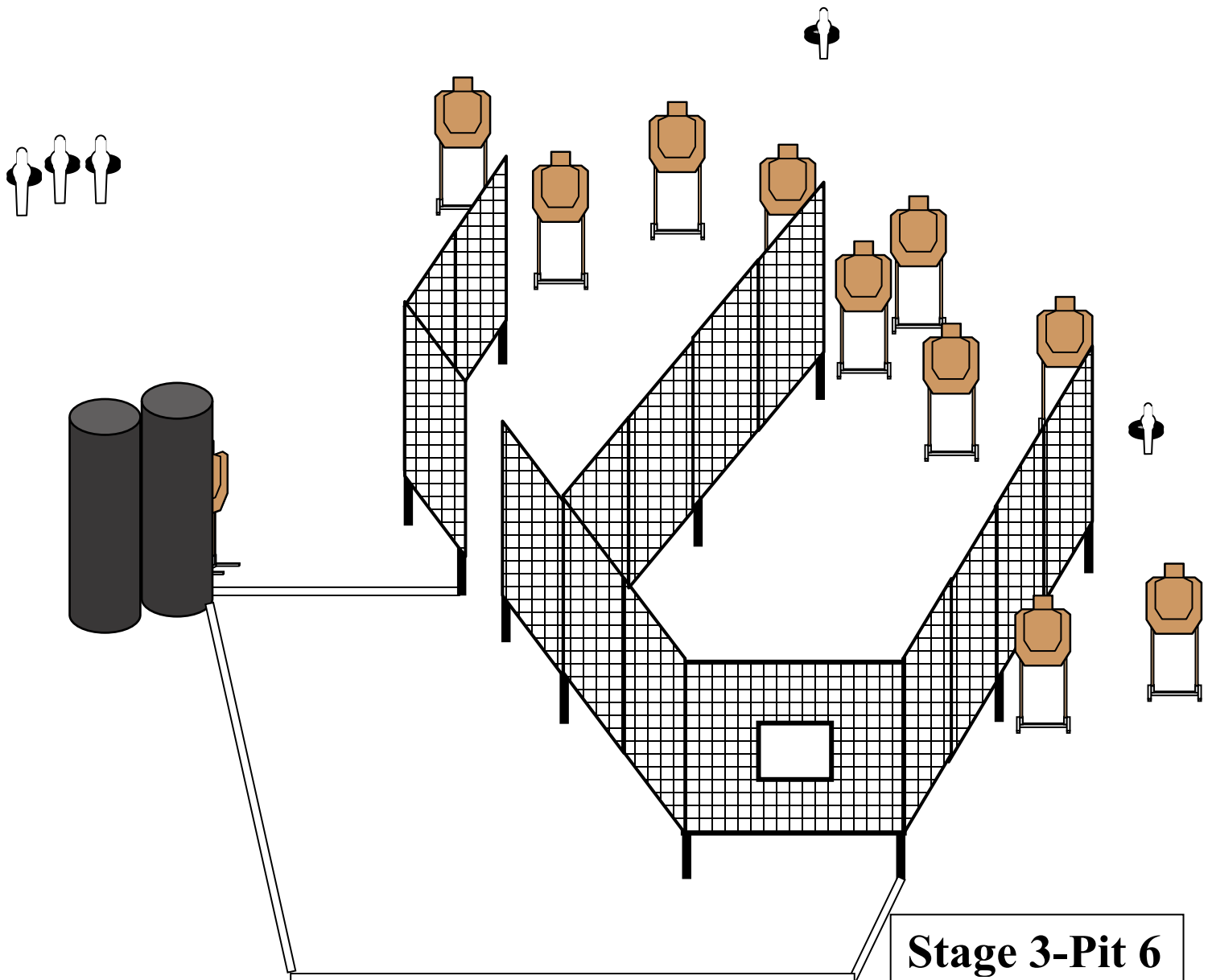
Stage 2
(Pit 5)



Action Pistol



LIPSA	STAGE NAME: Night & Day	
RULES: LIPSA Action Pistol	Course Designer: Robert Dugre	
START POSITION: Standing anywhere within fault lines, wrists below belt. Gun is loaded and holstered. Rifle start low ready		
PROCEDURE: At signal, engage all targets as they become visible.	SCORING:	Time Plus 27 Rounds SCORED HITS: Best 2 per target TARGETS: 11 USPSA Targets 5 Steel PENALTIES: Standard SIGNAL: Start is standard beep; Stop Last Round fired





Action Pistol



LIPSA

STAGE NAME: **Cowboys and Aliens**

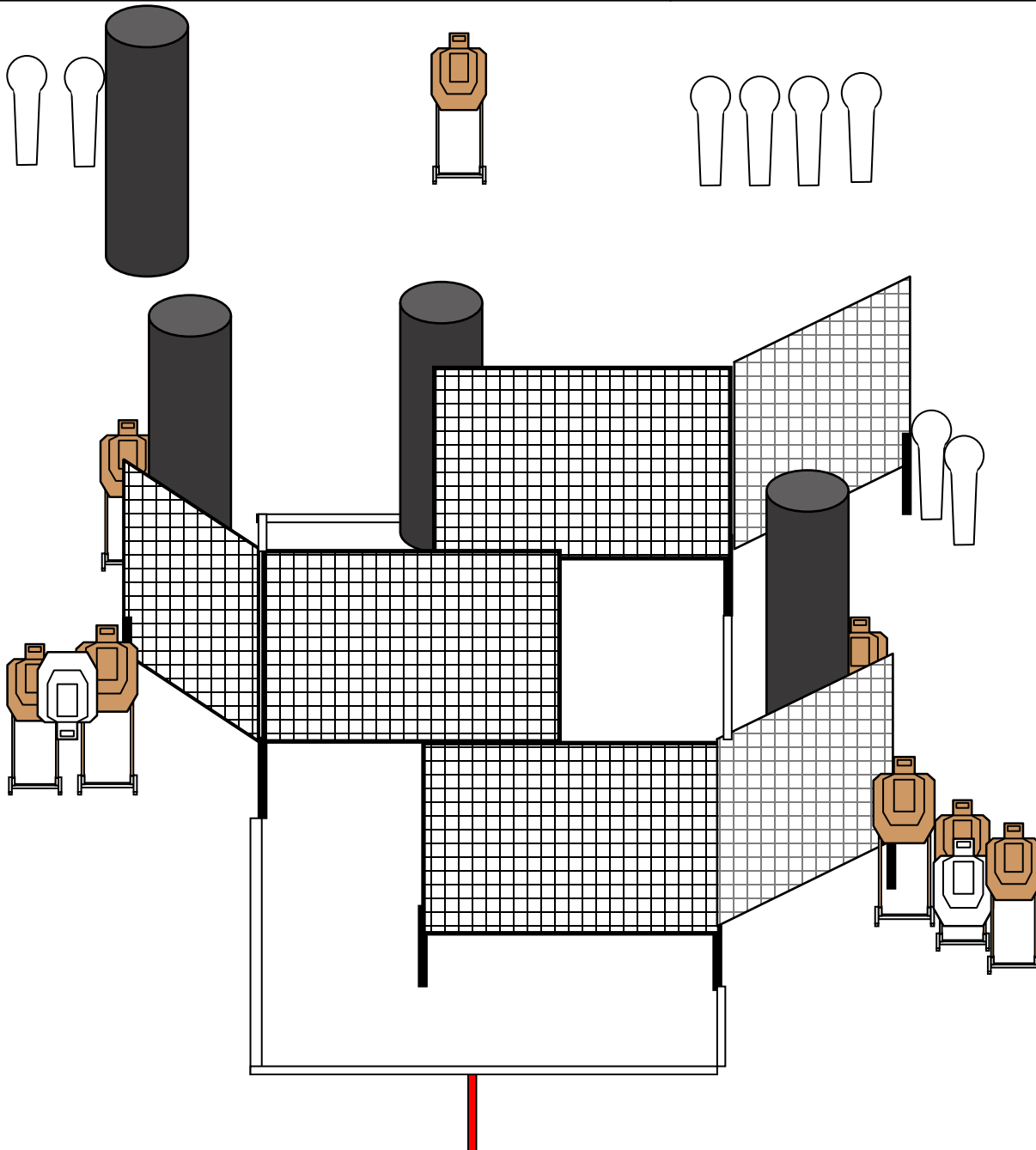
RULES: LIPSA Action Pistol

Course Designer: Robert Dugre

START POSITION: Standing with one foot on either side of red bar. Gun is holstered, but **UNLOADED**. Rifle start is gun **UNLOADED**, held in strong hand at Low Ready.

PROCEDURE: At signal, engage all steel as they become visible from within the shooting area.

SCORING: Time Plus, 24 Rounds
SCORED HITS: Best 2 per Paper 1 per Steel
TARGETS: 8 USPSA Targets 8 Steel
PENALTIES: Standard
SIGNAL: Start is standard beep; Stop Last Round fired



Stage 4
(Pit 7)

Action Pistol

LIPSA

Finally Legal

RULES: LIPSA Action Pistol Course Designer: **Dan Lutz, Me**

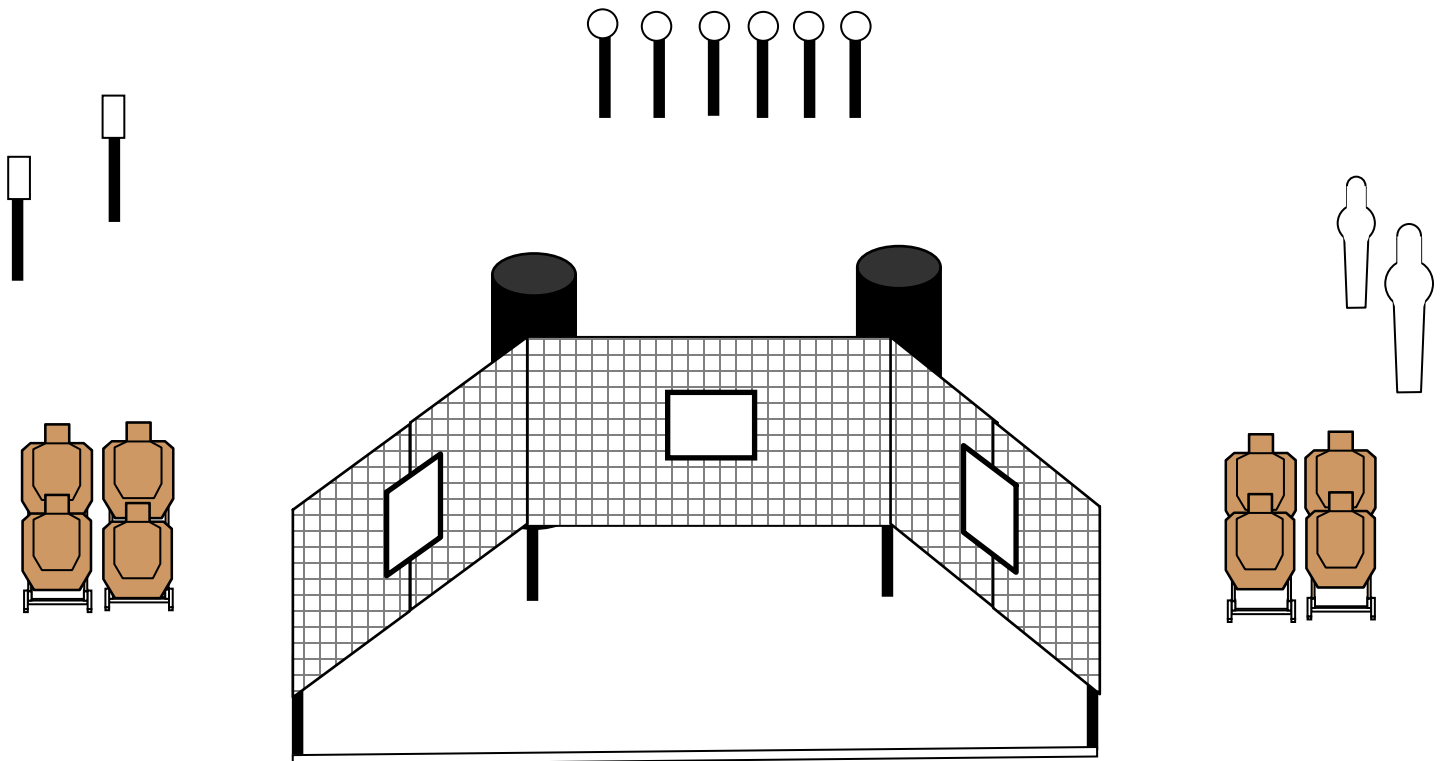
START POSITION: Standing with hands flat on either side of middle port. Gun loaded and holstered.
PCC start is gun loaded, safety on. Pointing down range. Butt of gun touching belt.

STAGE PROCEDURE

At signal, engage all steel as they become visible from within the shooting area.

SCORING

SCORING: 26 rounds
TARGETS: 8 USPSA 10 Steel
SCORED HITS: 2 per Paper, 1 per Steel
START-STOP: Audible-Last Shot



Stage 5
(Pit 9)

LIPSA

End of Summer

RULES: Practical Shooting Handbook, Latest Edition **Course Designer:** Michael Linsalata

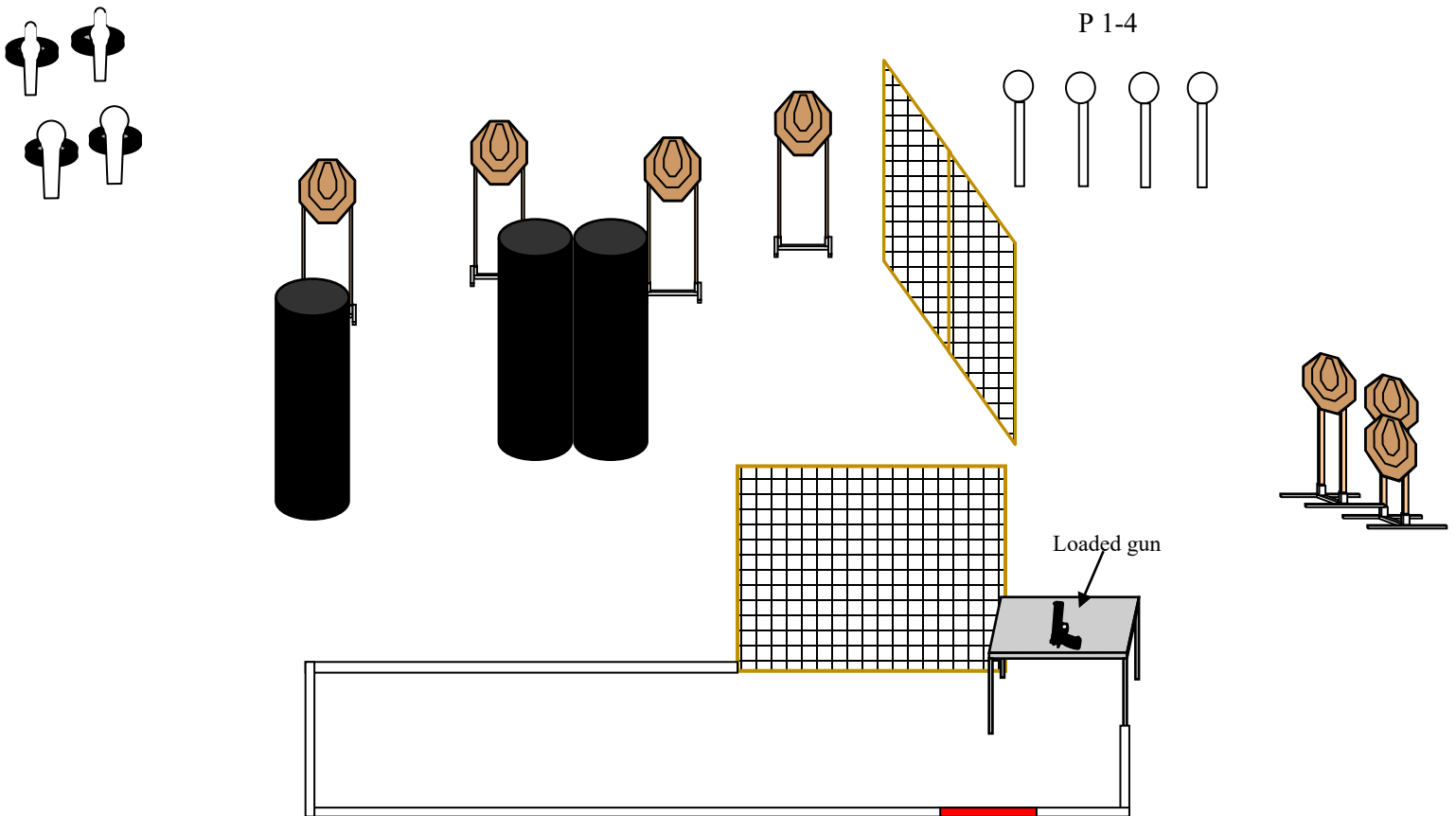
START POSITION: Standing with toes touching **RED** mark. Wrists below belt. Loaded gun placed on table. PCC has same start position.

STAGE PROCEDURE

At signal, engage all targets and steel as they become visible from within the shooting area.

SCORING

SCORING: Time Plus 22 rounds
TARGETS: 7 IPSC, 8 steel
SCORED HITS: Best 2 per IPSC, 1 per Steel
START-STOP: Audible-Last Shot



Stage 6
(Pit 10)