


# Action Shooting Match



**LIPSA**

**Only 1 Coast**

Special Thanks: Sal Amato

**RULES:** Practical Shooting Handbook, Latest Edition **Course Designer: Michael Linsalata**

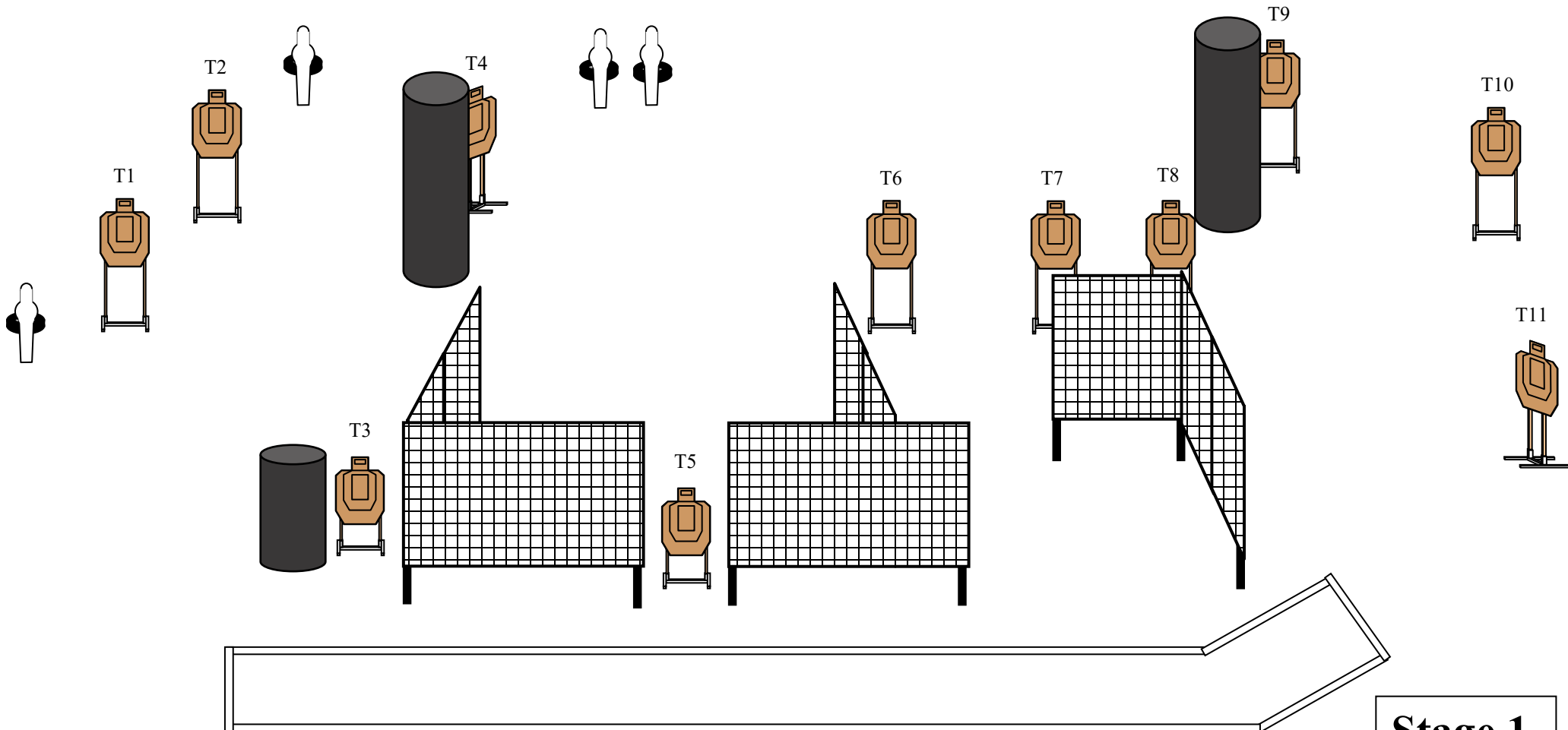
**START POSITION:** Standing anywhere in shooting area, wrists below belt. Gun loaded and Holstered. Rifle start is gun loaded. Safety on. Held at Low Ready. 22 pistol can be holstered or held at Low Ready.

## STAGE PROCEDURE

At signal, engage all targets and steel as they become visible from the shooting area.

## SCORING

**SCORING:** 26 rounds  
**TARGETS:** 11 USPSA, 4 steel  
**SCORED HITS:** A+0, C+1 sec, D+3 sec, hit on steel (Static)  
**START-STOP:** Audible-Last Shot



**Stage 1  
(Pit 4)**

# Action Shooting Match



**LIPSA**

## Mid Life Crisis

**RULES:** Practical Shooting Handbook, Latest Edition Course Designer: **Michael Linsalata**

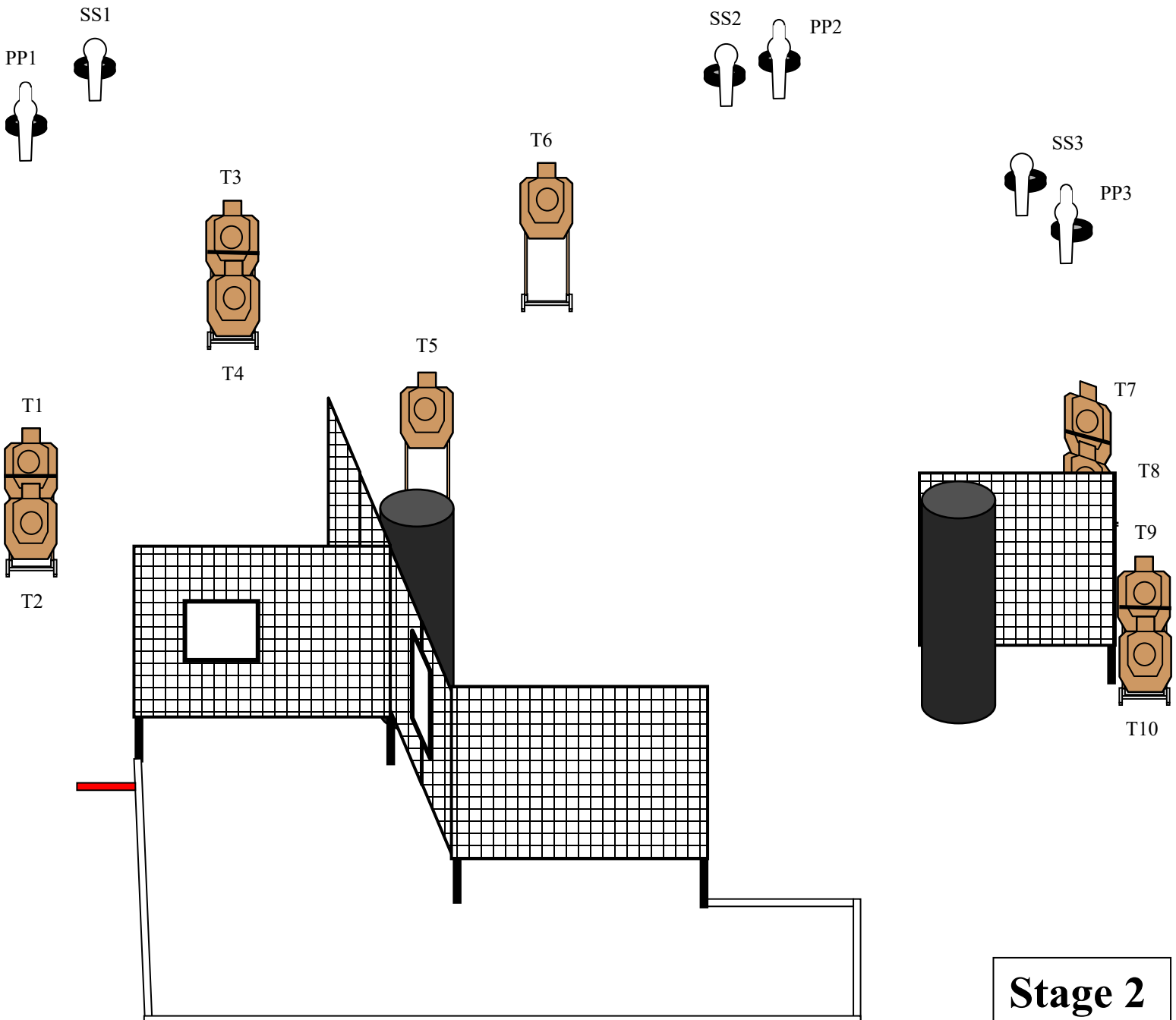
**START POSITION:** Standing with toes touching **RED** mark, wrists below belt. Gun loaded and holstered. Rifle start is gun loaded. Safety on. Held at Low Ready. 22 pistol can be holstered or held at Low Ready.

### STAGE PROCEDURE

At signal, engage all targets and steel as they become visible from within the shooting area.

### SCORING

**SCORING:** 26 rounds  
**TARGETS:** 10 IDPA, 6 steel  
**SCORED HITS:** A+0, C+1 sec, D+3 sec, hit on steel (static)  
**START-STOP:** Audible-Last Shot



**Stage 2**  
**(Pit 5)**

# Action Shooting Match



**LIPSA**

## Night & Day

**RULES:** Practical Shooting Handbook, Latest Edition Course Designer: **Michael Linsalata**

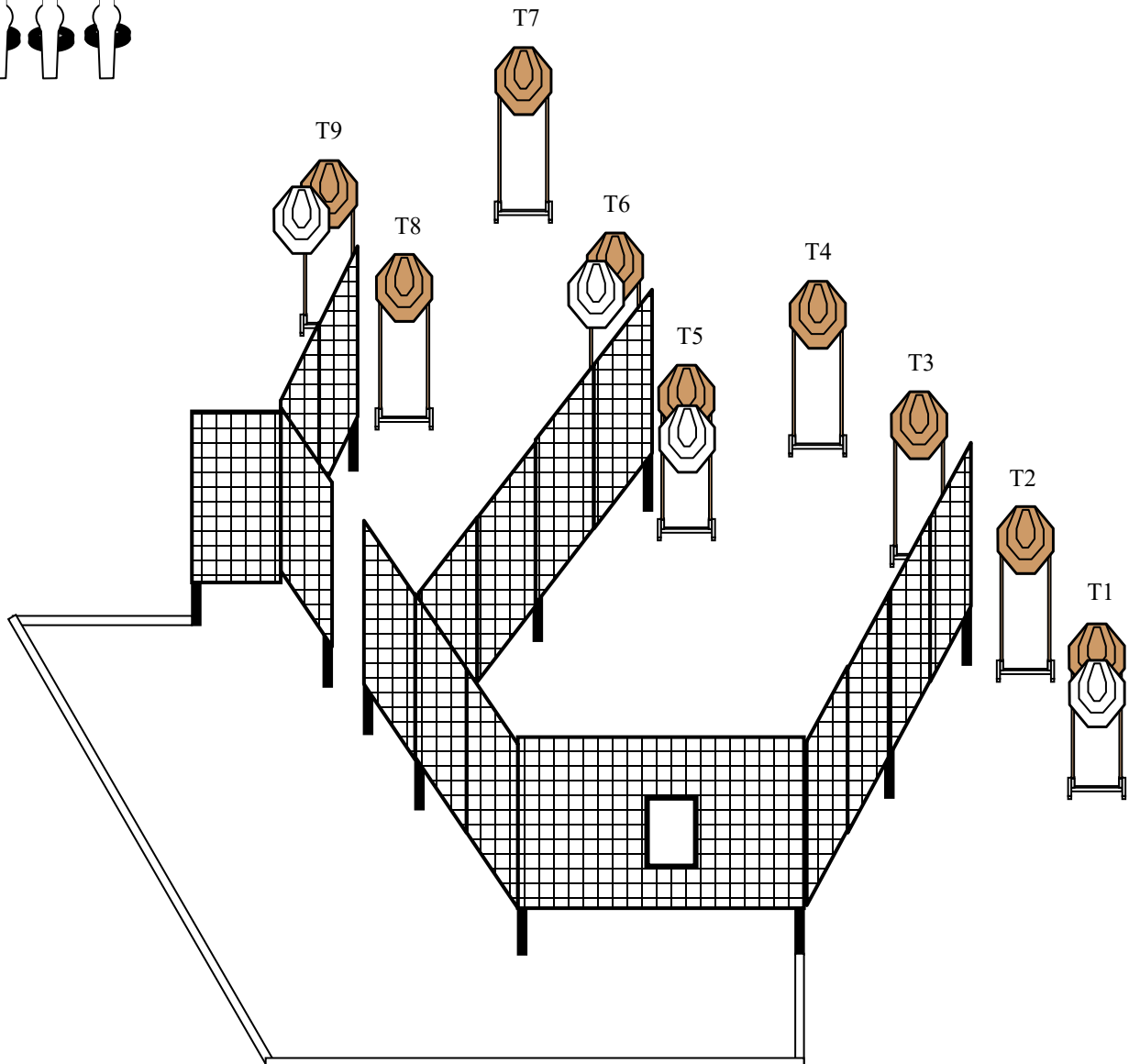
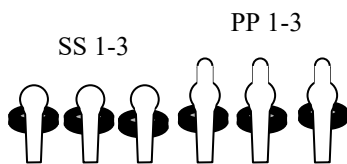
**START POSITION:** Standing anywhere in shooting Area, wrists below belt. Gun loaded and holstered. Rifle start is gun loaded. Safety on. Held at Low Ready. 22 pistol can be holstered or held at Low Ready.

### STAGE PROCEDURE

At signal, engage all targets and steel as they become visible from within the shooting area.

### SCORING

**SCORING:** 24 rounds  
**TARGETS:** 9 IPSC, 6 steel  
**SCORED HITS:** A+0, C+1 sec, D+3 sec, hit on steel (static)  
**START-STOP:** Audible-Last Shot



**Stage 3**  
**(Pit 6)**

# Action Shooting Match



**LIPSA**

**Open Book**

**RULES:** Practical Shooting Handbook, Latest Edition Course Designer: **Michael Linsalata**

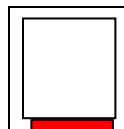
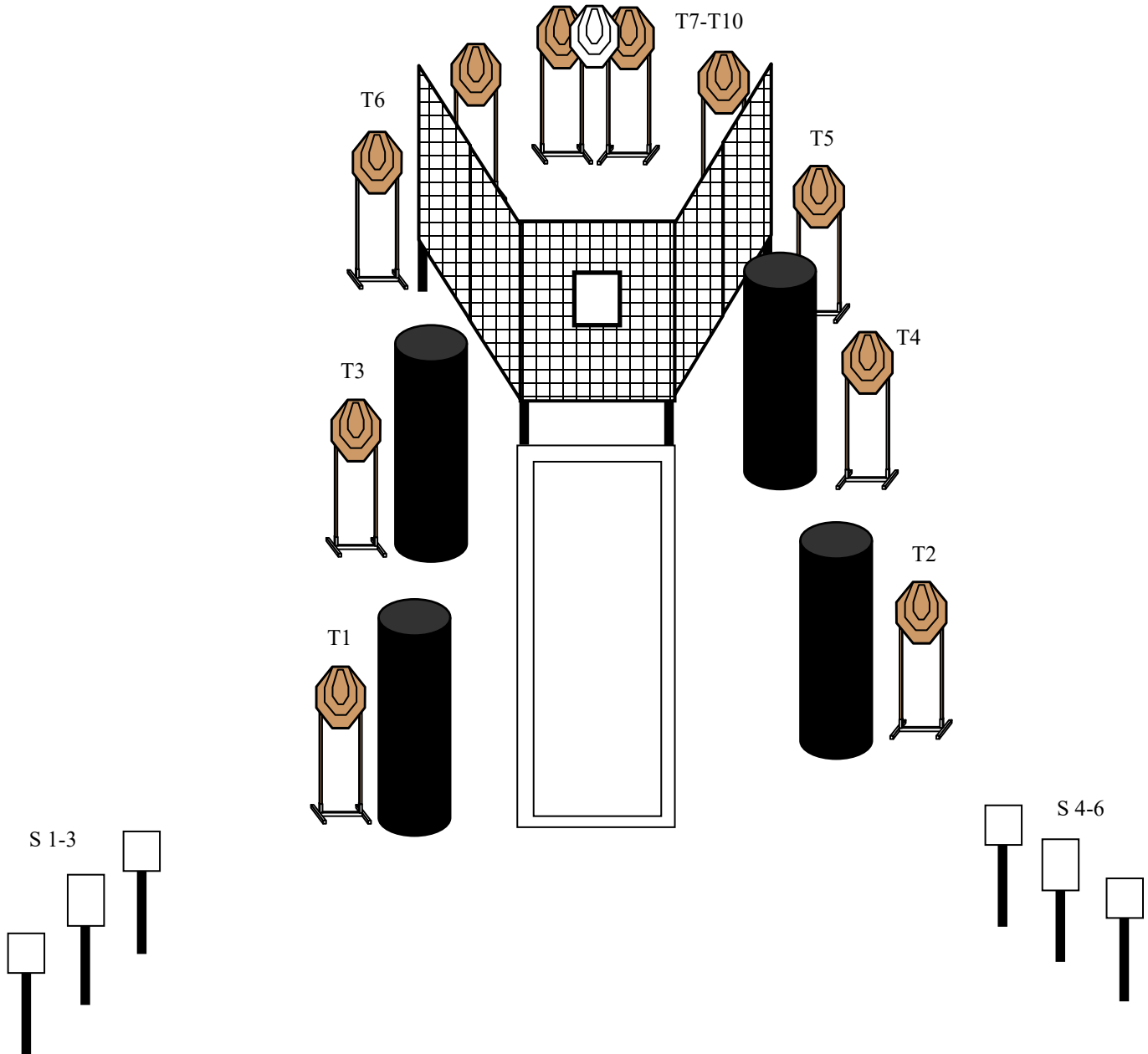
**START POSITION:** Standing with heels touching **RED** mark, wrists below belt. Gun loaded and holstered. Rifle start is gun loaded. Safety on. Held at Low Ready. 22 pistol can be holstered or held at Low Ready.

### STAGE PROCEDURE

At signal, engage all targets and steel as they become visible from within the two shooting areas.

### SCORING

**SCORING:** 26 rounds  
**TARGETS:** 10 USPSA, 6 steel  
**SCORED HITS:** A+0, C+1 sec, D+3 sec, hit on steel (static)  
**START-STOP:** Audible-Last Shot



**Stage 4**  
**(Pit 7)**

# Action Shooting Match



**LIPSA**

## Dark Alley

**RULES:** Practical Shooting Handbook, Latest Edition Course Designer: **Michael Linsalata**

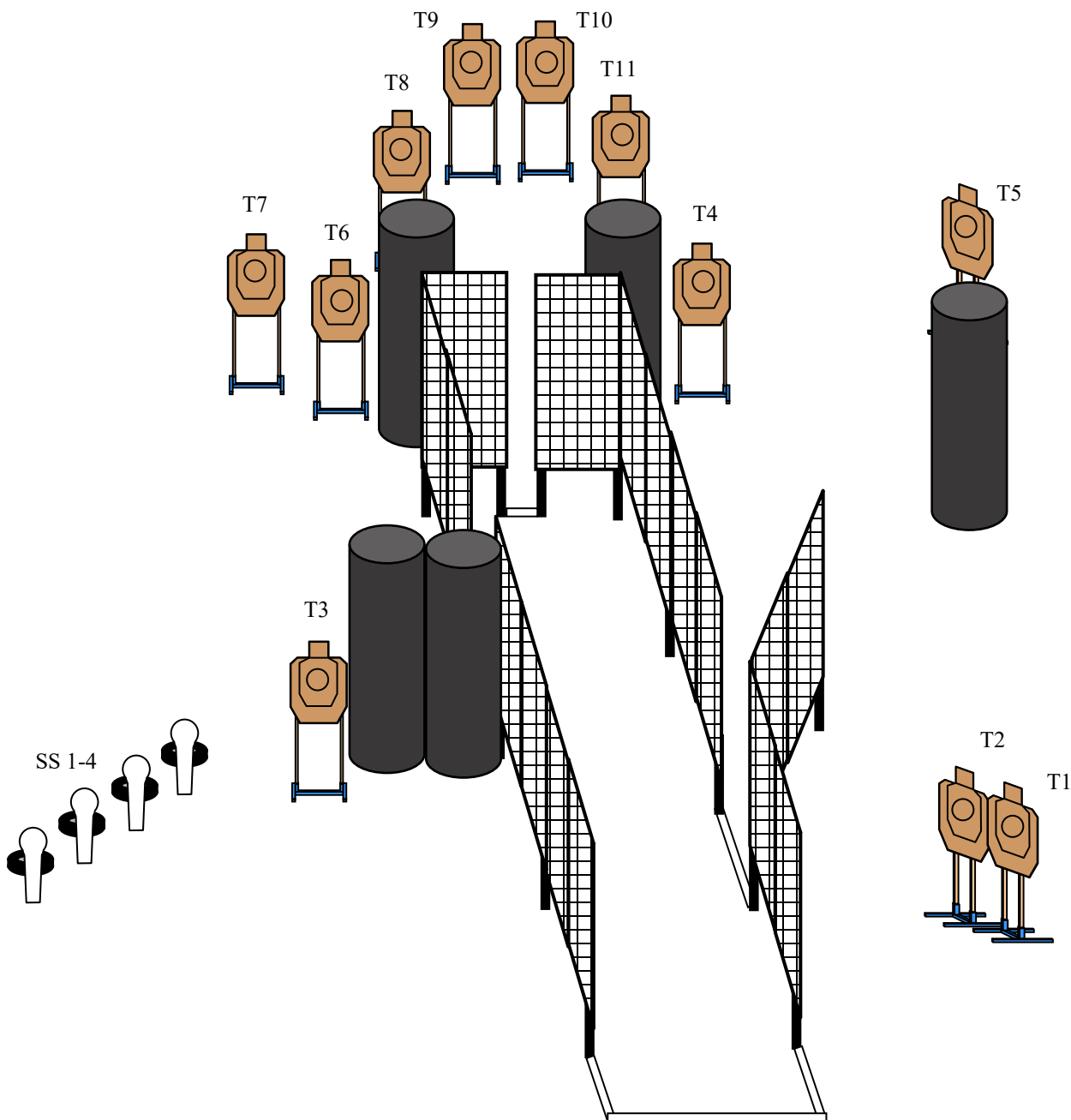
**START POSITION:** Standing anywhere in shooting Area, wrists below belt. Gun loaded and holstered. Rifle start is gun loaded. Safety on. Held at Low Ready. 22 pistol can be holstered or held at Low Ready.

### STAGE PROCEDURE

At signal, engage all targets and steel as they become visible from within the shooting area.

### SCORING

**SCORING:** 26 rounds  
**TARGETS:** 11 USPSA, 4 steel  
**SCORED HITS:** A+0, C+1 sec, D+3 sec, hit on steel (static)  
**START-STOP:** Audible-Last Shot



**Stage 5**  
**(Pit 8)**

# Action Shooting Match



**LIPSA**

## The Hokey Pokey

**RULES:** Practical Shooting Handbook, Latest Edition Course Designer: **Michael Linsalata**

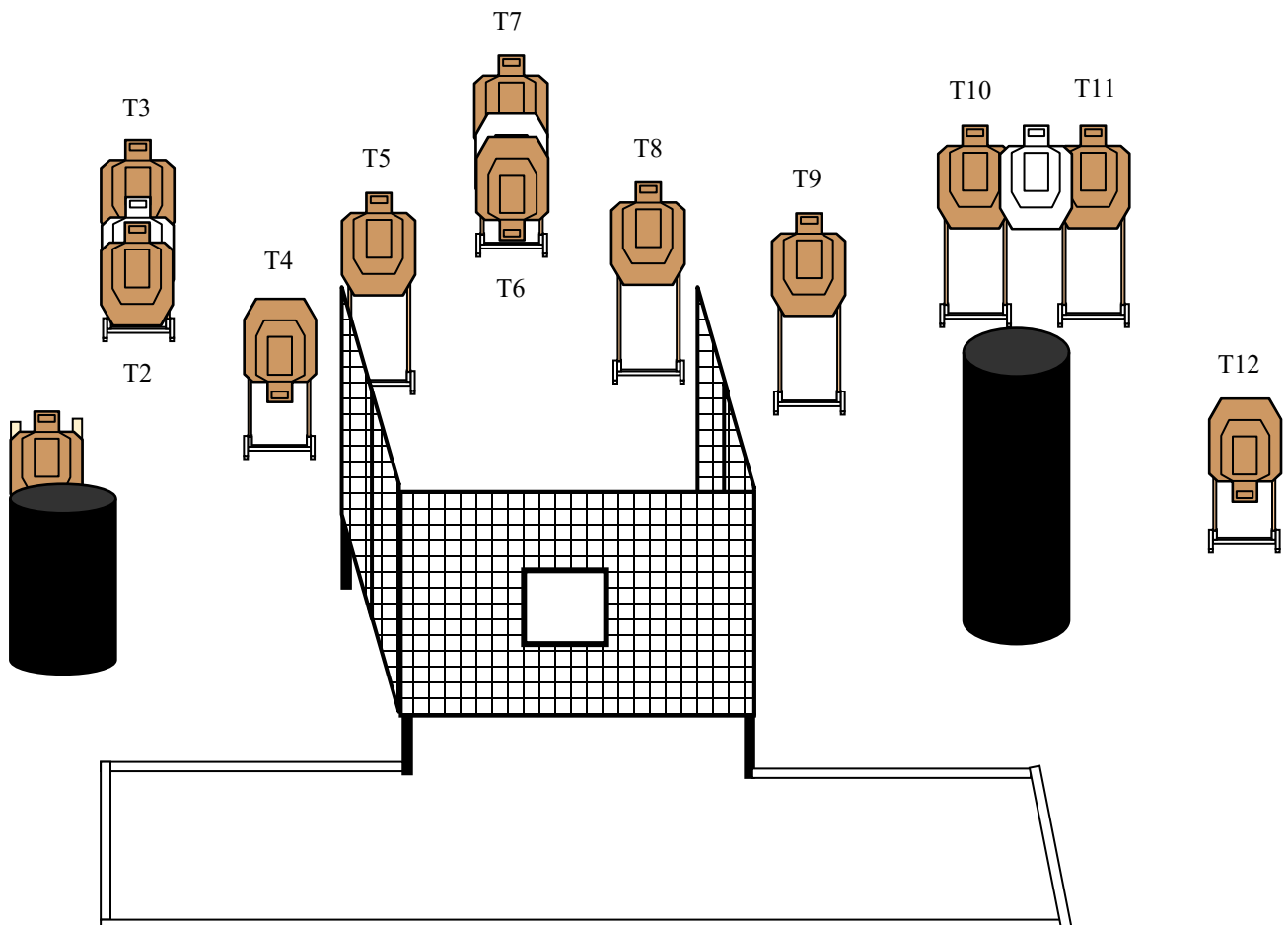
**START POSITION:** Standing anywhere **OUTSIDE** of shooting Area, wrists below belt. Gun loaded and holstered. Rifle start is gun loaded. Safety on. Held at Low Ready. 22 pistol can be holstered or held at Low Ready.

### STAGE PROCEDURE

At signal, step into shooting area, then engage all targets as they become visible.

### SCORING

**SCORING:** 24 rounds  
**TARGETS:** 12 USPSA  
**SCORED HITS:** A+0, C+1 sec, D+3 sec  
**START-STOP:** Audible-Last Shot



**Stage 6**  
**(Pit 10)**