

Action Shooting Match



LIPSA

Bad 2 The Bone

RULES: Practical Shooting Handbook, Latest Edition **Course Designer: Michael Linsalata**

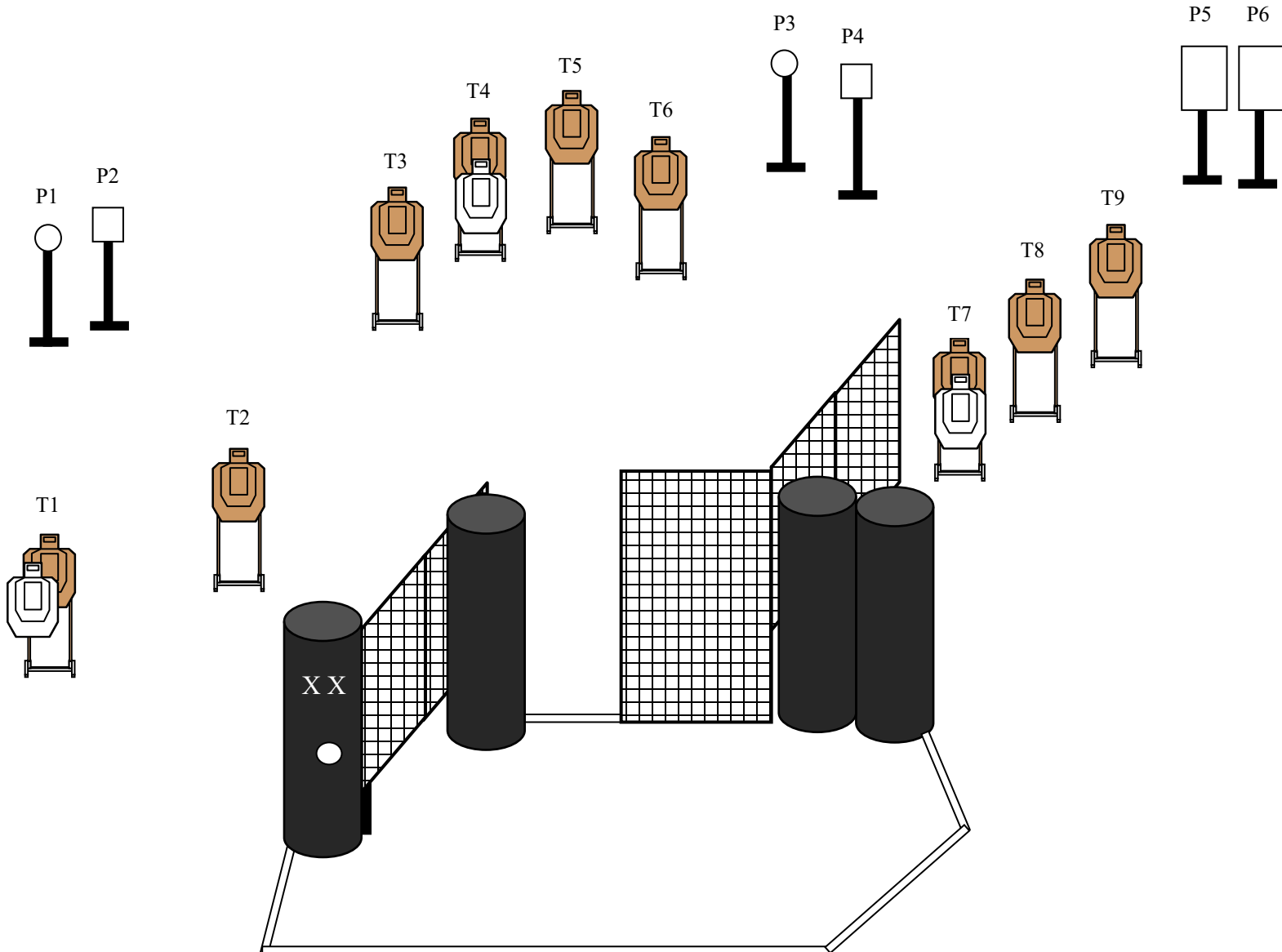
START POSITION: Standing with hands flat on X's. Gun is loaded and holstered. Rifle start is gun loaded. Safety on. Muzzle touching mark on barrel. 22 pistol can be holstered or touching mark on barrel.

STAGE PROCEDURE

At signal, engage all targets and steel as they become visible from within the shooting area.

SCORING

SCORING: 24 rounds
TARGETS: 9 USPSA, 6 steel
SCORED HITS: A+0, C+1 sec, D+3 sec, hit on steel (static)
START-STOP: Audible-Last Shot



Stage 1

Action Shooting Match



LIPSA

The Tide Is Turning

RULES: Practical Shooting Handbook, Latest Edition Course Designer: **Michael Linsalata**

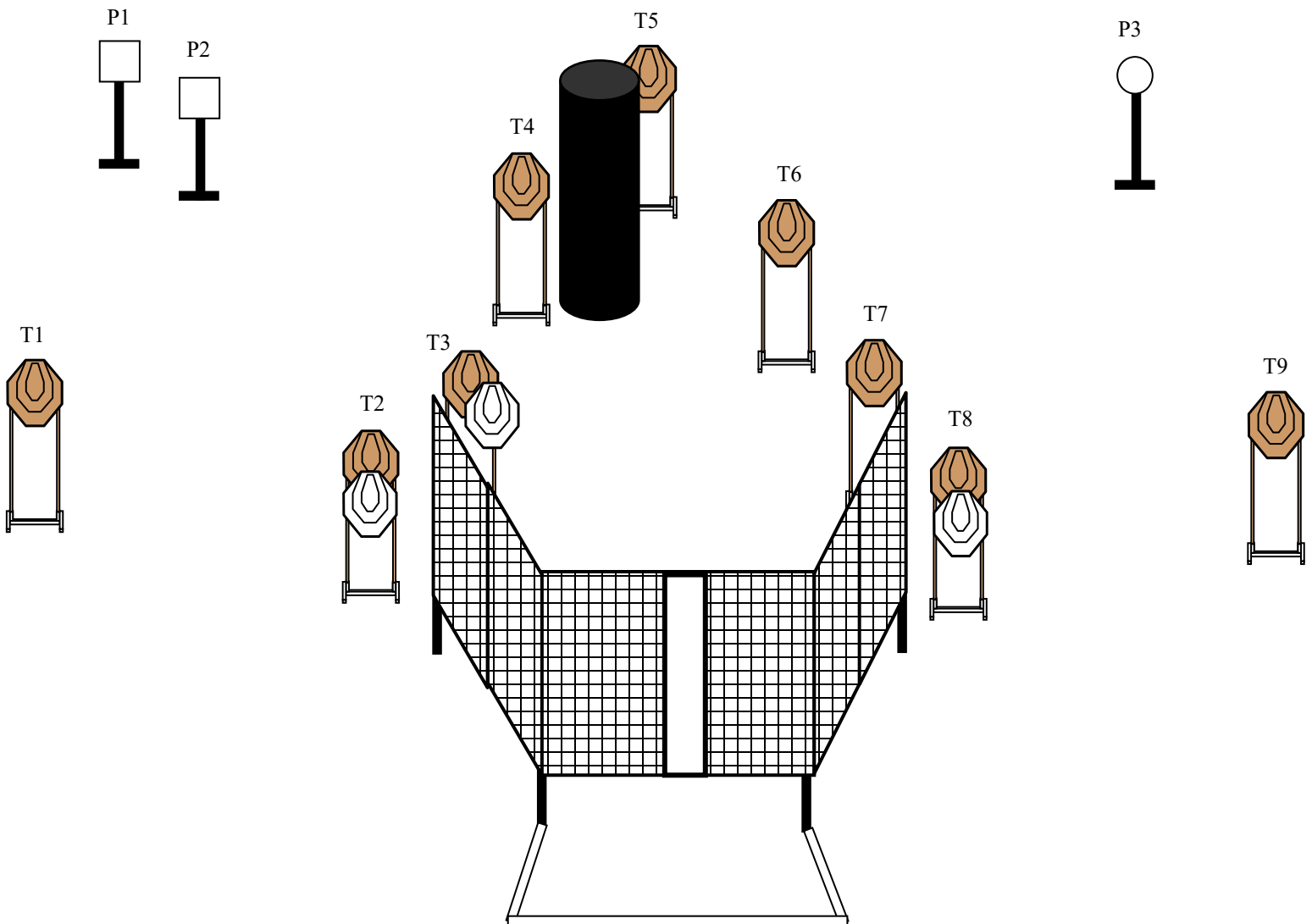
START POSITION: Standing anywhere in shooting Area, wrists below belt. Gun loaded and holstered. Rifle start is gun loaded. Safety on. Held at Low Ready. 22 pistol is holstered or at Low Ready.

STAGE PROCEDURE

At signal, engage all targets and steel as they become visible from within the shooting area.

SCORING

SCORING: 21 rounds
TARGETS: 9 IPSC, 3 steel
SCORED HITS: A+0, C+1 sec, D+3 sec, hit on steel (Static)
START-STOP: Audible-Last Shot



Stage 2

Action Shooting Match



LIPSA

Surefire

RULES: Practical Shooting Handbook, Latest Edition **Course Designer: Michael Linsalata**

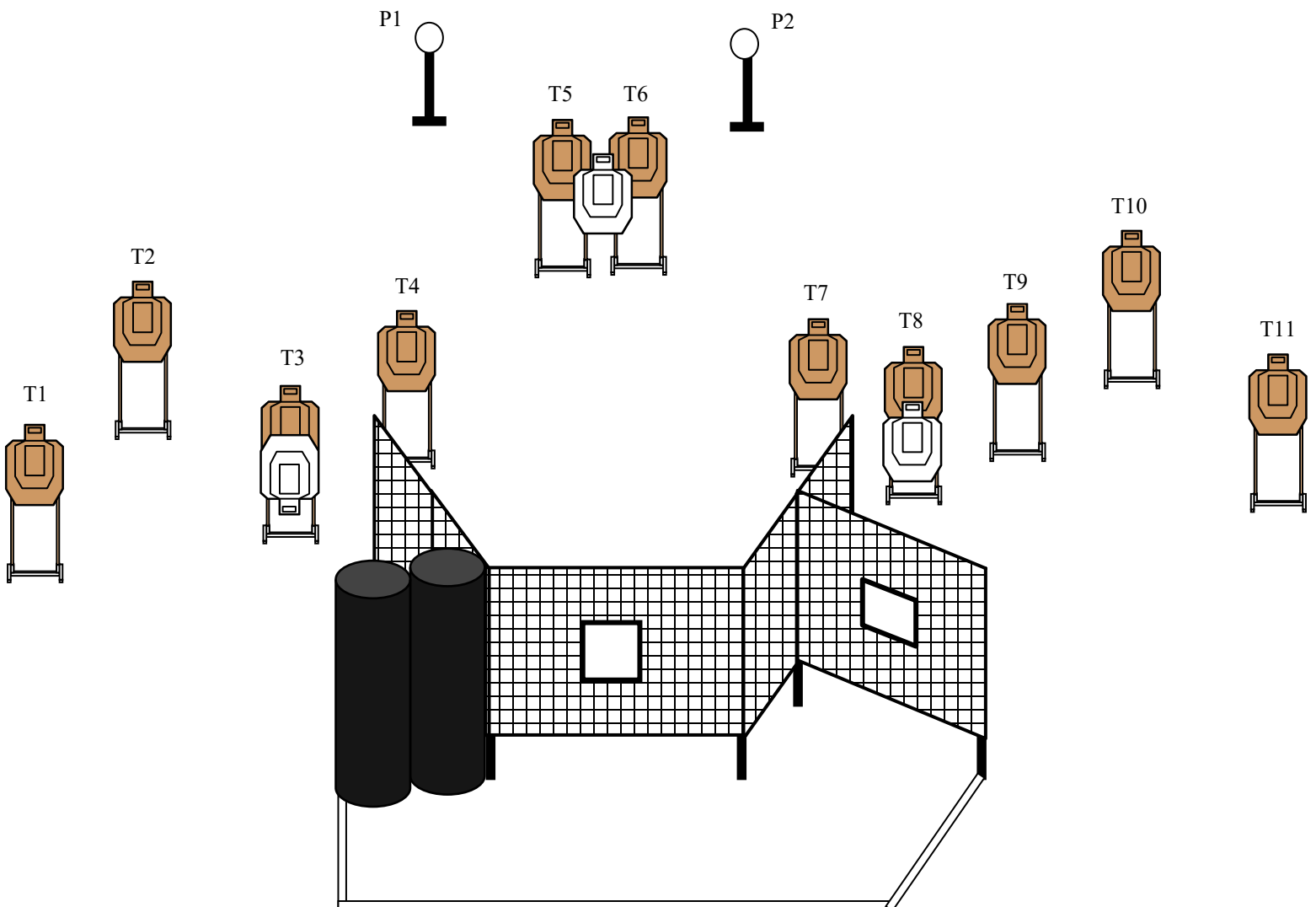
START POSITION: Standing anywhere in shooting Area, wrists below belt. Gun loaded and holstered. Rifle start is gun loaded. Safety on. Held at Low Ready. 22 pistol can be holstered or held at Low Ready.

STAGE PROCEDURE

At signal, engage all targets and steel as they become visible from within the shooting area.

SCORING

SCORING: 24 rounds
TARGETS: 11 USPSA, 2 steel
SCORED HITS: A+0, C+1 sec, D+3 sec, hit on steel (static)
START-STOP: Audible-Last Shot



Stage 3

Action Shooting Match



LIPSA

Never Back Down

RULES: Practical Shooting Handbook, Latest Edition Course Designer: **Michael Linsalata**

START POSITION: Standing behind barrel with wrists above shoulders. Unloaded gun and first mag on barrel. Rifle has same start position.

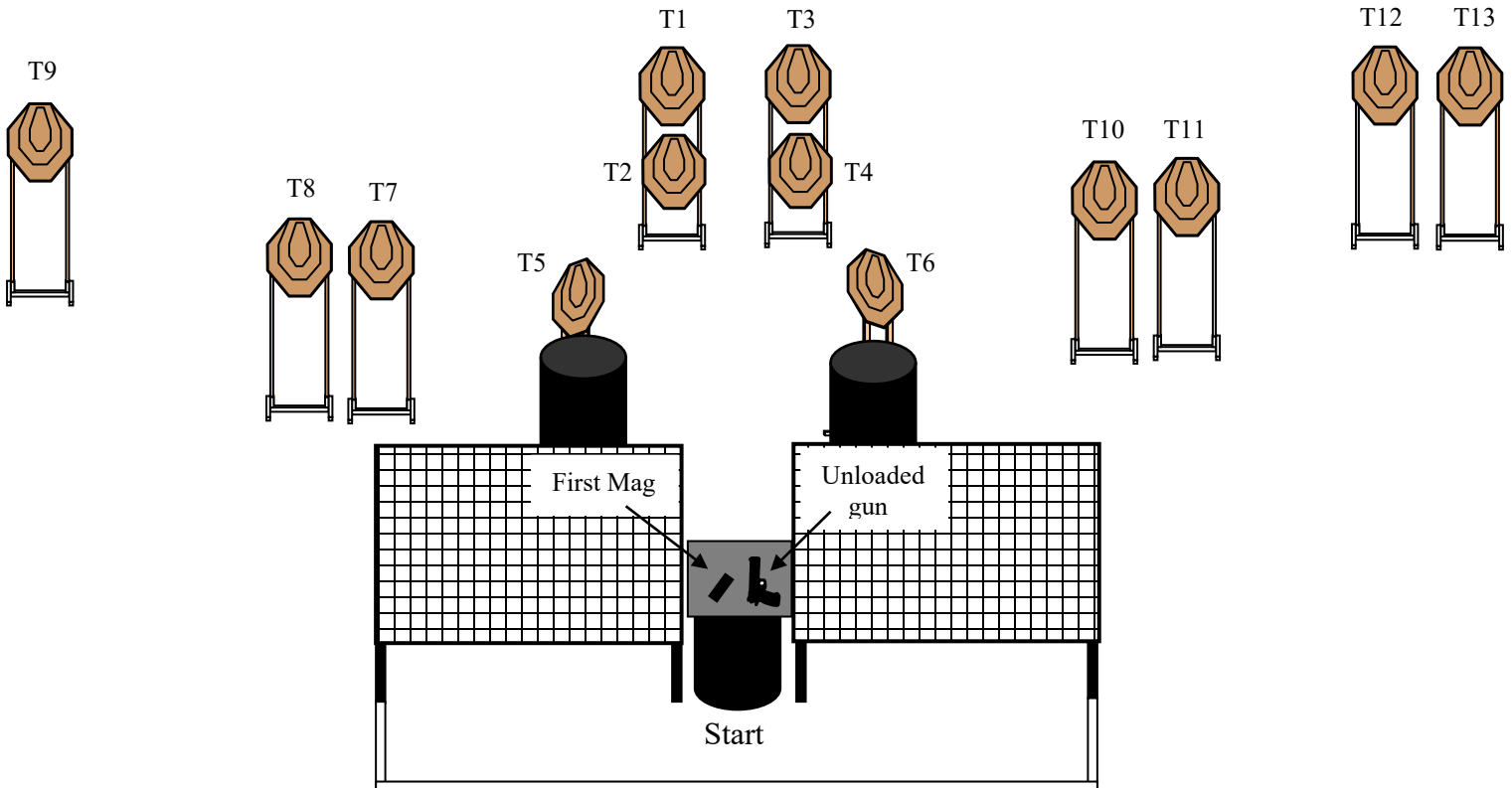
STAGE PROCEDURE

At signal, pick up and load gun with mag from table, then engage all targets and steel as they become visible from within the shooting area.

SCORING

SCORING: 27 rounds
TARGETS: 13 USPSA, 1 steel
SCORED HITS: A+0, C+1 sec, D+3 sec, hit on steel (static)
START-STOP: Audible-Last Shot

P1



Action Shooting Match



LIPSA

Center Mass

RULES: Practical Shooting Handbook, Latest Edition **Course Designer: Michael Linsalata**

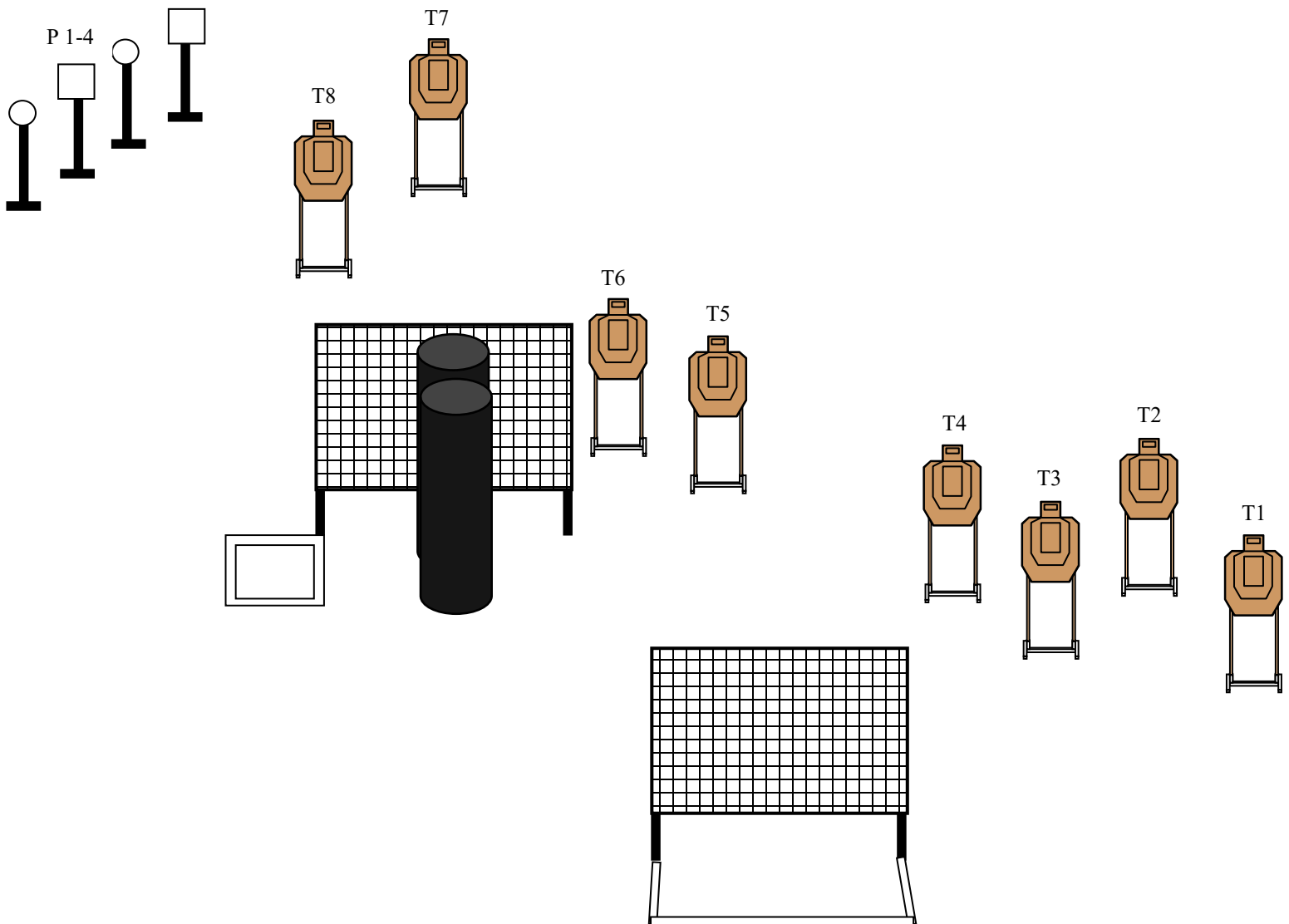
START POSITION: Standing anywhere in shooting Area, wrists below belt. Gun loaded and holstered. Rifle start is gun loaded. Safety on. Held at Low Ready. 22 pistol can be holstered or held at Low Ready.

STAGE PROCEDURE

At signal, engage all targets and steel as they become visible from within the shooting areas.

SCORING

SCORING: 20 rounds
TARGETS: 8 USPSA, 4 steel
SCORED HITS: A+0, C+1 sec, D+3 sec, hit on steel (static)
START-STOP: Audible-Last Shot



Stage 5

Action Shooting Match



LIPSA

The Gambit

RULES: Practical Shooting Handbook, Latest Edition Course Designer: **Michael Linsalata**

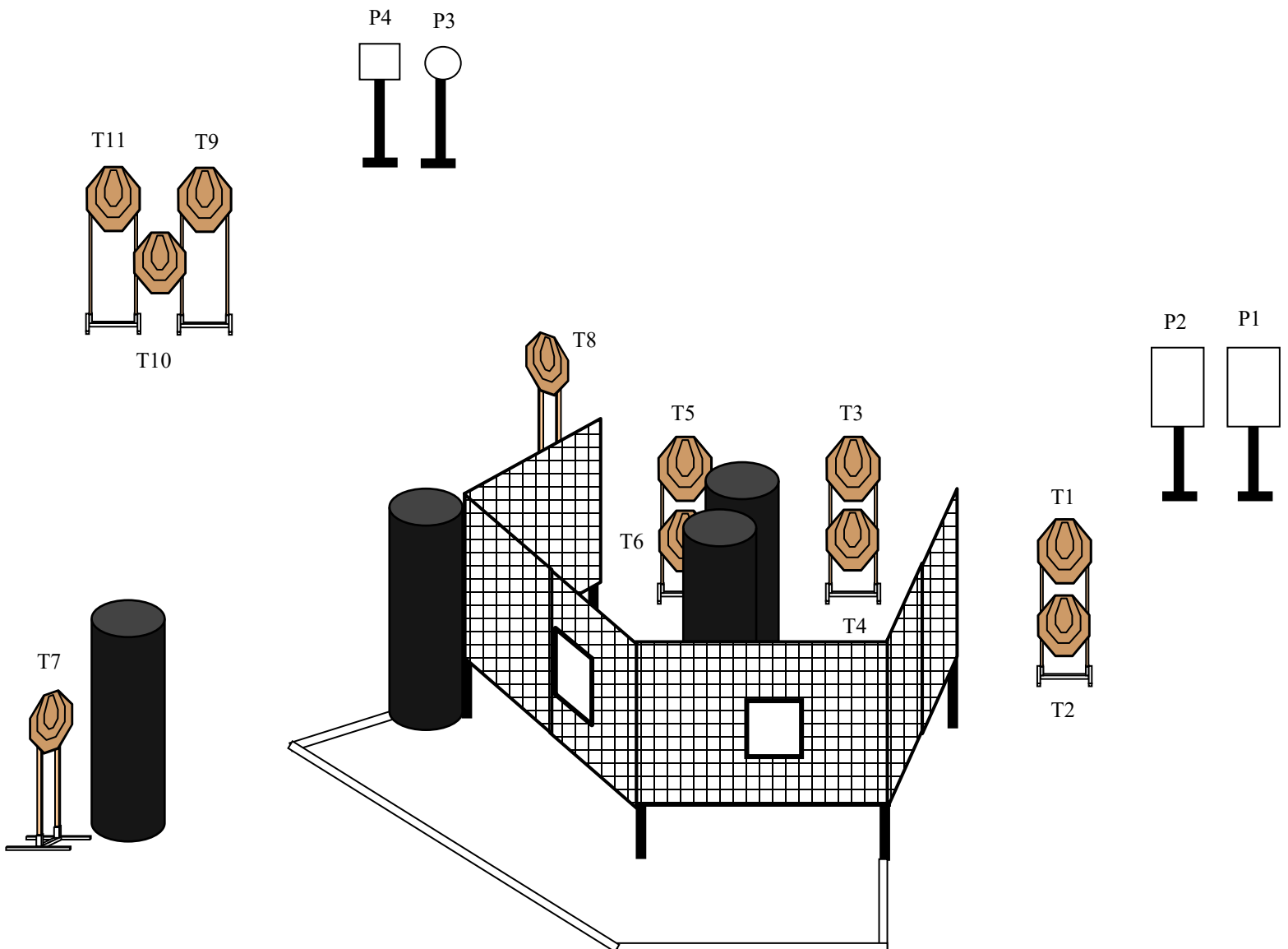
START POSITION: Standing anywhere in shooting Area, wrists below belt. Gun loaded and holstered. Rifle start is gun loaded. Safety on. Held at Low Ready. 22 pistol can be holstered or held at Low Ready.

STAGE PROCEDURE

At signal, engage all targets and steel as they become visible from within the shooting area.

SCORING

SCORING: 26 rounds
TARGETS: 11 USPSA, 4 steel
SCORED HITS: A+0, C+1 sec, D+3 sec, hit on steel (static)
START-STOP: Audible-Last Shot



Stage 6